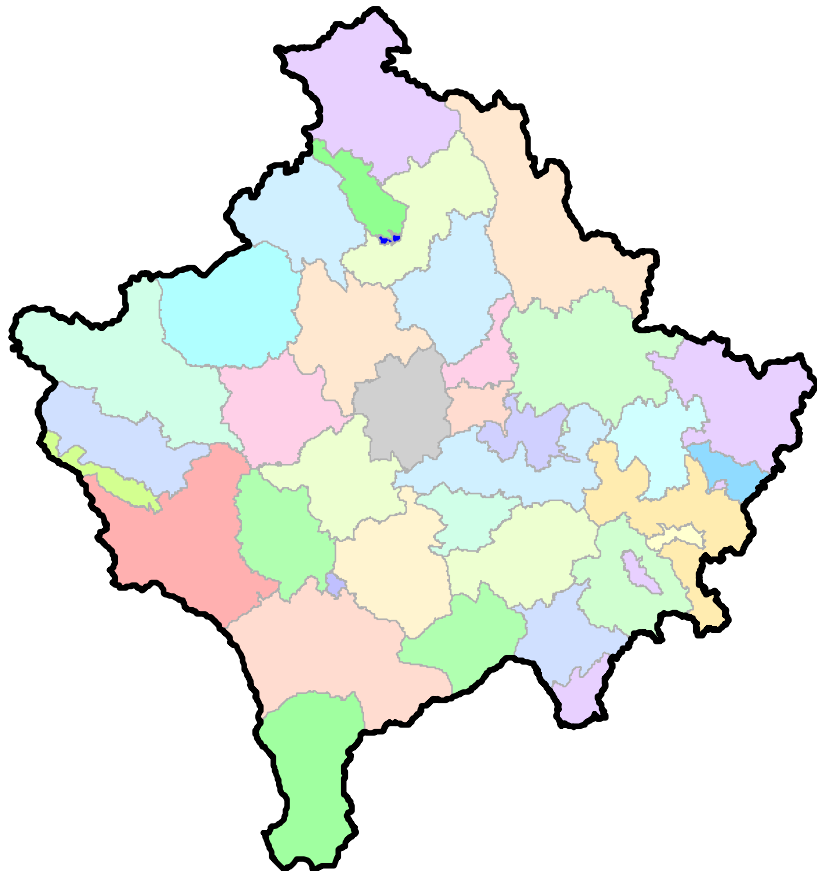




Republika e Kosovës
Republika Kosova-Republic of Kosovo
Qeveria - Vlada - Government
Zyra e Kryeministrit -Ured Premijera -Office of the Prime Minister
Agjencia e Statistikave të Kosovës - Agencija za Statistike Kosova - Kosovo Agency of Statistics

Series 5: Social Statistics

Sports Statistics (2011)





Republika e Kosovës
Republika Kosova-Republic of Kosovo
Qeveria - Vlada - Government
Zyra e Kryeministrit -Ured Premijera -Office of the Prime Minister
Agjencia e Statistikave të Kosovës - Agencija za Statistike Kosova - Kosovo Agency of Statistics

Series 5: Social Statistics

Sports Statistics (2011)



AGJENCIA E STATISTIKAVE TË KOSOVËS
AGENCIJA ZA STATISTIKE KOSOVA
KOSOVO AGENCY OF STATISTICS

Publisher: - Kosovo Agency of Statistics (KAS)

Publication date: April, 2013

© - Kosovo Agency of Statistics

Reproduction is authorized when source is indicated only

More information is available on Internet

<http://ask.rks-gov.net>

F o r e w o r d

Kosovo Agency of Statistics, Department of Social Statistics, has started to publish data on sport in Kosovo since 2007.

Publishing of sports statistics will help us to recognize and assess the sports physical education Kosovo.

This publication contains statistical data for 2010 related to sports activities and data on the number of athletes and the number of employees in aeronautics, athletics, car race, basketball, climbing, weightlifting, boxing, cycling, football, handball, karate , kick-boxing and other statistical data of the sport in the country level.

Kosovo Agency of Statistics thanks the Department of Sports of the Ministry of Youth, Culture and Sport, Departments of Education, Culture and Sport and sports clubs for cooperation and support in the realization of this publication.

Data collection was done through questionnaire, where data were taken directly from sports clubs, sport sectors of the Municipal Assemblies.

In order to increase the quality of publication in the future we expect comments, suggestions or remarks and you can send them to the address social@rks-gov.net.

This publication was prepared by:

MA.sc. Bashkim BELLAQA - Director of the Department of Social Statistics
MA.sc. Naime Rexhepi - Chief of Sector for other social statistics
MA.sc. Laureta HAZIRI – Senior Officer of statistics for culture and sport
Ahmet Cakolli – Design Officer

April, 2013

Chief Executive Officer, KAS
Isa Krasniqi

List of abbreviations and symbols

KAS- Kosovo Agency of Statistics

MCYS- Ministry of Culture, Youth and Sports

- No event

: Missing data

Description of sport clubs

- **Football or Soccer:** Is a collective game, played by two teams of 11 players. Possess complex movements as in the technical-tactical as well as in the high physical preparation. Football in Kosovo dates since 1925 and is one of the most popular and massive sports in our country.
- **Basketball:** Is played by two teams with 5 players from each team. Their goal is to put the ball in the opponent's basket and to prevent the opponent to score. Basketball in Kosovo dates since 1942.
- **Handball:** Is a collective game played by two teams with 7 players and the score is achieved by hand. The game of Handball in Kosovo began in 1948.
- **Volleyball:** Volleyball game is played by two collective teams from 6 players on the field, divided by net volleyball. This sport has started in Kosovo in 1936.
- **Athletics:** Athletics is an Olympic sport, otherwise called the queen of sports, consists of multiple sports disciplines such as running, leaping, javelin-throwing, cannon-ball throwing... This sport is also popular in Kosovo, and dates since 1964.
- **Cycling:** Federation of Cycling in Kosovo was formed in 1950. This sport is characterized with organizations of 98M7 N6BV0043 competitions in the domestic and international championship races such as "Cycling of Kosovo."
- **Shooting:** Sport of shooting enters in the rank of the oldest Olympic sports in the world. It is characterized as a branch sport in shooting with guns. Even in Kosovo shooting is one of the oldest sports which started in 1922.
- **Table Tennis:** Table Tennis is very popular sport in Kosovo. The table tennis federation was established in 1954 and is one of the federations which is accepted in the international world federations.
- **Swimming:** In Kosovo is formed in 1953. As a sport of swimming in water it is characterizes by four techniques: by chest, in the back, and in a frog and dolphin style.
- **Skiing:** Sport of skiing otherwise called the white sport is very popular in Kosovo and is numbered as one of the first sports which have begun operating since 1938.
- **Judo:** Is an Olympic sport characterized with special physical abilities and is formed in 1971.
- **Boxing:** Boxing is one of the sports that has always been followed by success in the history of sports of Kosovo. It dates from 1951.
- **Taekwondo:** Taekwondo in Kosovo is a new sport founded in 2004. Is the Olympic sport that characterizes the various disciplines as self-protection, hands and feet breaking techniques.
- **Wrestling:** Wrestling Federation of Kosovo is formed in December 1978, in Prishtina. Sport of wrestling enters the range of marital sports which is widespread in Kosovo, and has brought the success in the international arena.

- **Tennis:** Tennis Federation of Kosovo was formed in 1996. Tennis is an individual sport which is played in two areas separated by net. Tennis is otherwise called as white sport.
- **Weightlifting:** Sport of weightlifting in Kosovo is a new sport, which began in 2008. Weightlifting is characterized by the lifting of weights.
- **Chess:** Is the sport of intellectual skills. Chess game is characterized as strategic battle of two tabors presented by intellectual powers of the two individuals in each position, who must find the necessary movements to avoid risks or to establish priority. The Chess Federation in Kosovo was formed in 1950.
- **Karate:** Sport of karate in Kosovo dates from 1969 with the establishment of the first clubs. This sport comes in the context of marital sports which is characterized by movements of the body combat skills but without weapons.
- **Kickboxing:** Is a sport which characterizes combat skills and full strikes allowed by legs and hands. In our country the Federation of Kickboxing operates since 1989.
- **Car Racing:** It attractive sport which in itself is a combination of motorized vehicles and people who drive them.
- **Sports Federation for Persons with Disabilities:** Is characterized by sports that are fit to four categories entering this federation: people with physical disabilities, in vision, in hearing and with mental disabilities of coefficient 40%.
- **Bodybuilding:** In Kosovo, the federation of bodybuilding was founded in 1978. This sport is characterized by three factors: symmetry, muscular action and muscle definome
- **Aeronautics:** This sport dates from 1948. It is characterized by the flights in the airspace with paraglajdzem, velorizem, flights with aircraft sports, with the parachute jump, aero-modulation, rockettary, flights with balloons, and aircraft building.
- **Climbing:** Federation of climbing dates from 1951. This mountain sport is characterized by climbing branches, spelologya, rescue and by map orientation in compass, marking the paths in mountains as well as conservation and cultivation of the environment.
- **Fishing:** Is a recreational sport that is also present in our country. It is characterized by fishing of fish and their cultivation. Kosovo has fishing federation since 2008

C o n t e n t

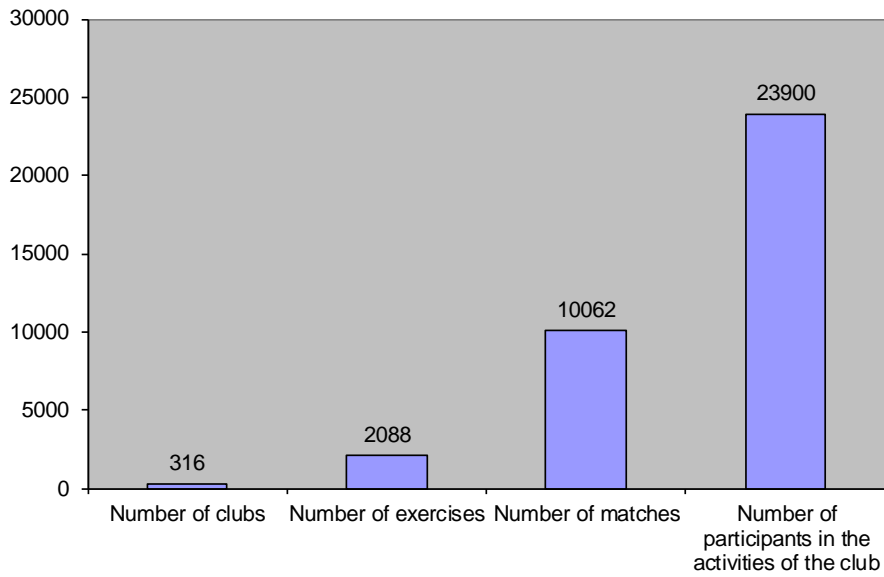
Page

Tab .1. Number of clubs, exercises, games and licensed and unlicensed coaches	6
Tab.2. Number of athletes and employees in aeronautics	9
Tab.3. Number of athletes and employees in athletics	11
Tab.4. Number of athletes and employees in car racing	13
Tab.5. Number of athletes and employees in basketball.....	15
Tab.6. Number of athletes and employees to hiking	17
Tab.7. Number of athletes and employees in bodybuilding	19
Tab.8. Number of athletes and staff in boxing.....	20
Tab.9. Number of athletes and employees in cycling.....	22
Tab.10. Number of athletes and employees in football.....	24
Tab.11. Number of athletes and employees in handball	26
Tab.12. Number of athletes and employees in karate	28
Tab.13. Number of athletes and employees in kick - boxing	30
Tab.14. Number of athletes and employees in wrestling.....	32
Tab.15. Number of athletes and employees in swimming.....	34
Tab.16. Number of athletes and employees in fishing.....	36
Tab.17. Number of athletes and employees in table tennis	38
Tab.18. Number of athletes and employees in chess	40
Tab.19. Number of athletes and employees in shooting	42
Tab.20. Number of athletes and employees in skiing	44
Tab. 21. Number of athletes and employees in taekwondo	46
Tab.22. Number of athletes and employees in tennis.....	48
Tab.23. Number of athletes and employees in volleyball	50
Tab.24. Number of athletes and employees in judo.....	52
Tab. 25. Number of athletes according to the type of sport	54
Tab.26. Number of athletes and the number of employees by type of sport.....	56

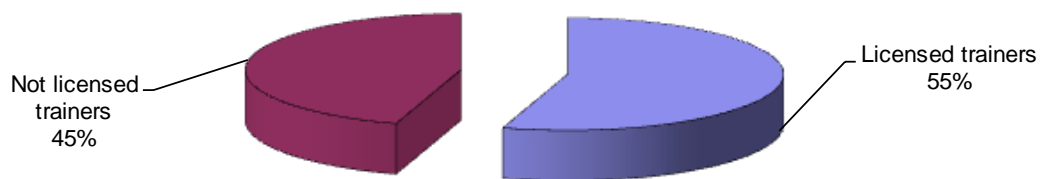
Tab .1. Number of clubs, exercises, games and licensed and unlicensed coaches

Sport clubs	Number of clubs	Number of exercises per week	Number of matches for one year	Number of participants in the activities of the club	Licensed trainers		Not licensed trainers	
					Total	Females	Total	Females
Aeronautic	4	7	21	223	4	-	6	-
Athletic	14	74	308	823	21	5	15	2
Car racing	10	12	59	285	30	7	20	8
Basketball	22	201	835	2650	29	11	37	16
Hiking	5	9	56	821	12	-	20	2
Bodi-Building	11	46	51	549	12	2	15	2
Boxing	10	61	131	371	15	-	14	-
Cycling	8	41	67	186	13	2	9	1
Football	61	676	5463	6244	136	-	100	-
Handball	29	247	886	2332	58	14	37	7
Karate	27	141	456	1660	57	17	43	15
Kick-Boxing	4	14	23	390	5	-	1	-
Wrestling	5	23	77	346	10	-	4	-
Swimming	8	36	35	581	14	3	14	3
Fishing	3	24	13	358	4	-	6	-
Table tennis	18	125	404	1085	39	11	28	8
Chess	15	56	254	660	11	-	22	-
Shooting	11	40	83	859	8	-	17	3
Skiing	7	20	87	385	15	3	3	-
Taekwondo	15	40	87	560	27	2	7	2
Tennis	4	32	79	529	5	-	4	-
Volley-ball	19	104	488	1565	22	3	19	4
Judo	6	59	99	438	8	2	16	6
Total 2011	316	2088	10062	23900	555	82	457	79
Total 2010	238	1587	8116	20766	388	36	317	36
Difference	78	501	1946	3134	167	46	140	43

Graph 1. Number of clubs, exercises, games and the number of participants in the activities of clubs



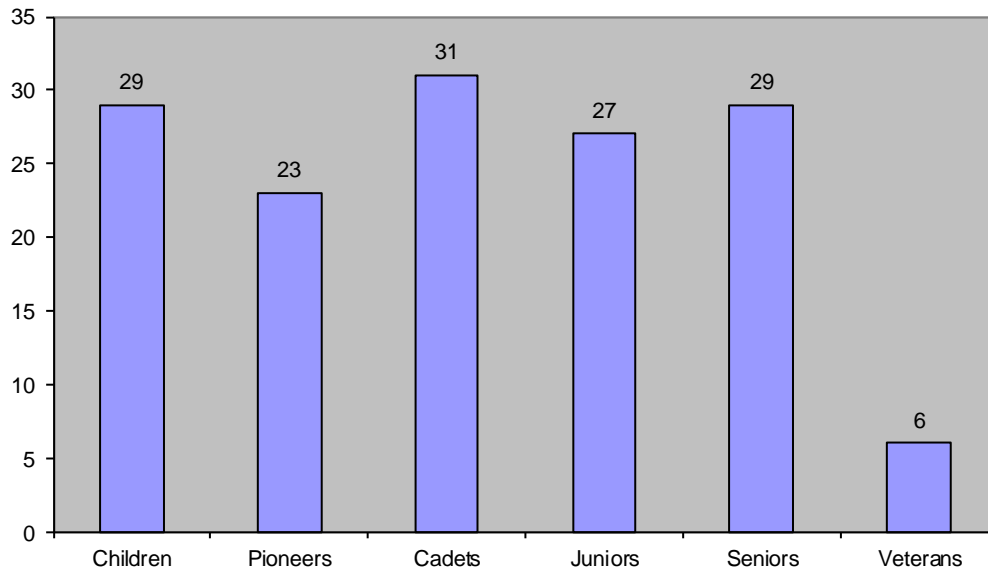
Graph 2. Number of coaches licensed and unlicensed in 2011 expressed in percentage



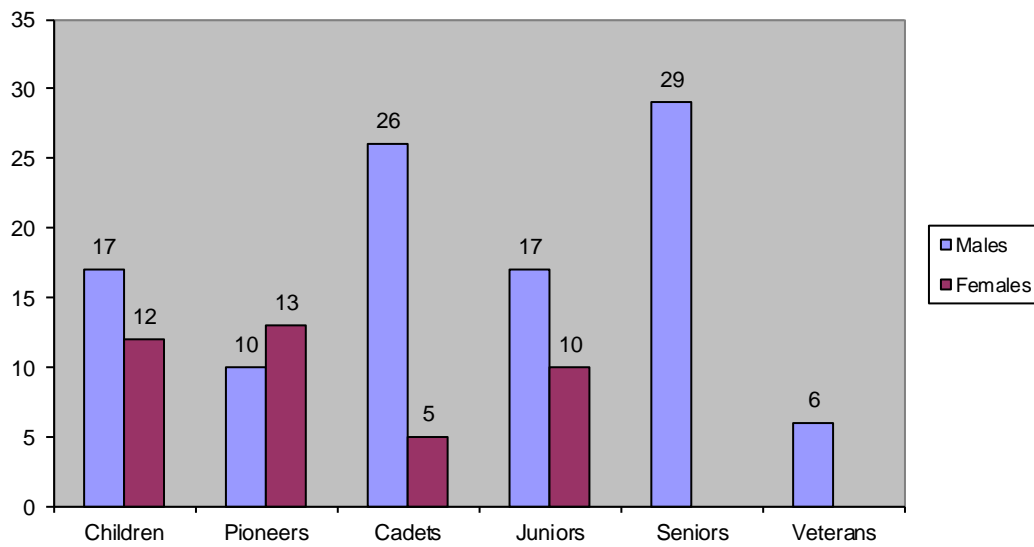
Tab.2. Number of athletes and employees in aeronautics

Municipality	Number of athletes												Number of employees			
	Children		Pioneers		Cadets		Juniors		Seniors		Veterans		Sports Officials		Other workers	
	Total	Female	Total	Female	Total	Female	Total	Female	Total	Female	Total	Female	Total	Female	Total	Female
Deçani	-	-	-	-	-	-	-	-	-	-	-	-	-	-	-	-
Gjakova	-	-	-	-	1	-	1	-	8	-	-	-	2	-	3	-
Glogovci	-	-	-	-	-	-	-	-	-	-	-	-	-	-	-	-
Gjilani	-	-	-	-	-	-	-	-	-	-	-	-	-	-	-	-
Dragashi	-	-	-	-	-	-	-	-	-	-	-	-	-	-	-	-
Istogu	-	-	-	-	-	-	-	-	-	-	-	-	-	-	-	-
Kaçaniku	-	-	-	-	-	-	-	-	-	-	-	-	-	-	-	-
Klina	-	-	-	-	-	-	-	-	-	-	-	-	-	-	-	-
Fushë Kosova	-	-	-	-	-	-	-	-	-	-	-	-	-	-	-	-
Kamenica	-	-	-	-	-	-	-	-	-	-	-	-	-	-	-	-
Mitrovica	-	-	-	-	-	-	-	-	-	-	-	-	-	-	-	-
Leposaviqi	:	:	:	:	:	:	:	:	:	:	:	:	:	:	:	:
Lipjani	-	-	-	-	-	-	-	-	-	-	-	-	-	-	-	-
Novobërda	-	-	-	-	-	-	-	-	-	-	-	-	-	-	-	-
Obiliqi	-	-	-	-	-	-	-	-	-	-	-	-	-	-	-	-
Rahoveci	-	-	-	-	-	-	-	-	-	-	-	-	-	-	-	-
Peja	-	-	-	-	2	-	4	-	4	-	3	-	6	-	4	-
Podujeva	-	-	-	-	-	-	-	-	-	-	-	-	-	-	-	-
Prishtina	-	-	-	-	-	-	-	-	-	-	-	-	-	-	-	-
Prizreni	-	-	-	-	-	-	-	-	-	-	-	-	-	-	-	-
Skënderaj	-	-	-	-	-	-	-	-	-	-	-	-	-	-	-	-
Shtime	-	-	-	-	-	-	-	-	-	-	-	-	-	-	-	-
Shtërpce	-	-	-	-	-	-	-	-	-	-	-	-	-	-	-	-
Suhareka	-	-	-	-	-	-	-	-	-	-	-	-	-	-	-	-
Ferizaji	29	12	23	13	28	5	16	7	11	-	3	-	13	-	4	-
Vitia	-	-	-	-	-	-	-	-	-	-	-	-	-	-	-	-
Vushtrria	-	-	-	-	-	-	-	-	-	-	-	-	-	-	-	-
Zubin Potoku	:	:	:	:	:	:	:	:	:	:	:	:	:	:	:	:
Zveçani	:	:	:	:	:	:	:	:	:	:	:	:	:	:	:	:
Malisheva	-	-	-	-	-	-	6	3	6	-	-	-	2	1	2	1
Total 2011	29	12	23	13	31	5	27	10	29	-	6	-	23	1	13	1
Total 2010	33	10	98	31	74	15	50	6	64	11	16	2	21	5	19	2
Difference	-4	2	-75	-18	-43	-10	-23	4	-35	-11	-10	-2	2	-4	-6	-1

Graph 3. The total number of athletes in aeronautics for 2011



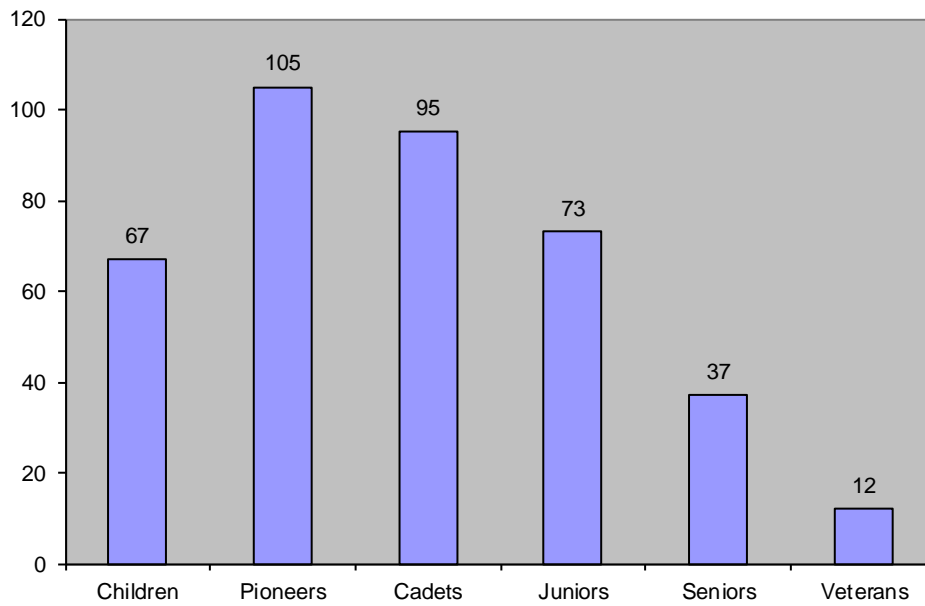
Graph 4. Number of athletes in aeronautics by gender for 2011



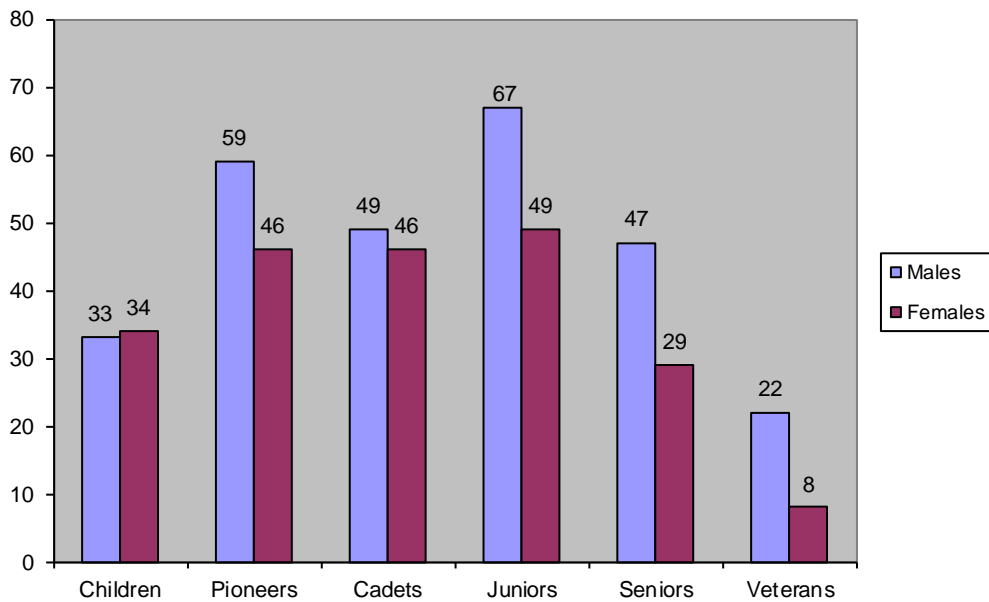
Tab.3. Number of athletes and employees in athletics

Municipality	Number of athletes												Number of employees			
	Children		Pioneers		Cadets		Juniors		Seniors		Veterans		Sports Officials		Other workers	
	Total	Female	Total	Female	Total	Female	Total	Female	Total	Female	Total	Female	Total	Female	Total	Female
Deçani	-	-	-	-	-	-	-	-	-	-	-	-	-	-	-	-
Gjakova	-	-	-	-	-	-	-	-	-	-	-	-	-	-	-	-
Glogovci	-	-	-	-	-	-	-	-	-	-	-	-	-	-	-	-
Gjilani	-	-	-	-	-	-	-	-	-	-	-	-	-	-	-	-
Dragashi	-	-	-	-	-	-	-	-	-	-	-	-	-	-	-	-
Istogu	-	-	-	-	-	-	-	-	-	-	-	-	-	-	-	-
Kaçaniku	-	-	-	-	-	-	-	-	-	-	-	-	-	-	-	-
Klina	-	-	-	-	-	-	-	-	-	-	-	-	-	-	-	-
Fushë Kosova	5	3	7	1	20	3	20	5	10	-	3	-	5	-	-	-
Kamenica	29	16	26	11	28	15	18	8	7	2	9	3	6	1	5	1
Mitrovica	6	3	17	9	15	15	15	11	3	3	2	-	9	4	3	-
Leposaviqi	:	:	:	:	:	:	:	:	:	:	:	:	:	:	:	:
Lipjani	-	-	-	-	-	-	-	-	-	-	-	-	-	-	-	-
Novobërda	-	-	-	-	-	-	-	-	-	-	-	-	-	-	-	-
Obiliqi	10	4	19	9	-	-	13	7	10	4	1	-	3	-	1	-
Rahoveci	-	-	-	-	-	-	-	-	-	-	-	-	-	-	-	-
Peja	4	2	13	6	15	5	22	7	9	2	-	-	29	-	10	-
Podujeva	-	-	-	-	-	-	-	-	-	-	-	-	-	-	-	-
Prishtina	5	2	11	4	6	3	10	4	21	9	15	5	11	2	11	4
Prizreni	-	-	-	-	-	-	10	5	10	5	-	-	4	2	4	2
Skënderaj	-	-	-	-	-	-	-	-	-	-	-	-	-	-	-	-
Shtime	-	-	-	-	-	-	-	-	-	-	-	-	-	-	-	-
Shtërpce	-	-	-	-	-	-	-	-	-	-	-	-	-	-	-	-
Suhareka	8	4	12	6	5	2	3	-	2	2	-	-	-	-	-	-
Ferizaji	-	-	-	-	-	-	-	-	-	-	-	-	-	-	-	-
Vitja	-	-	-	-	-	-	-	-	-	-	-	-	-	-	-	-
Vushtrria	-	-	-	-	-	-	-	-	-	-	-	-	-	-	-	-
Zubin Potoku	:	:	:	:	:	:	:	:	:	:	:	:	:	:	:	:
Zveqani	:	:	:	:	:	:	:	:	:	:	:	:	:	:	:	:
Malisheva	-	-	-	-	6	3	5	2	4	2	-	-	2	1	2	-
Total 2011	67	34	105	46	95	46	116	49	76	29	30	8	69	10	36	7
Total 2010	15	7	153	80	60	24	73	32	37	9	12	3	34	4	16	2
Difference	52	27	-48	-34	35	22	43	17	39	20	18	5	35	6	20	5

Graph 5. Number of athletes in athletics for 2011



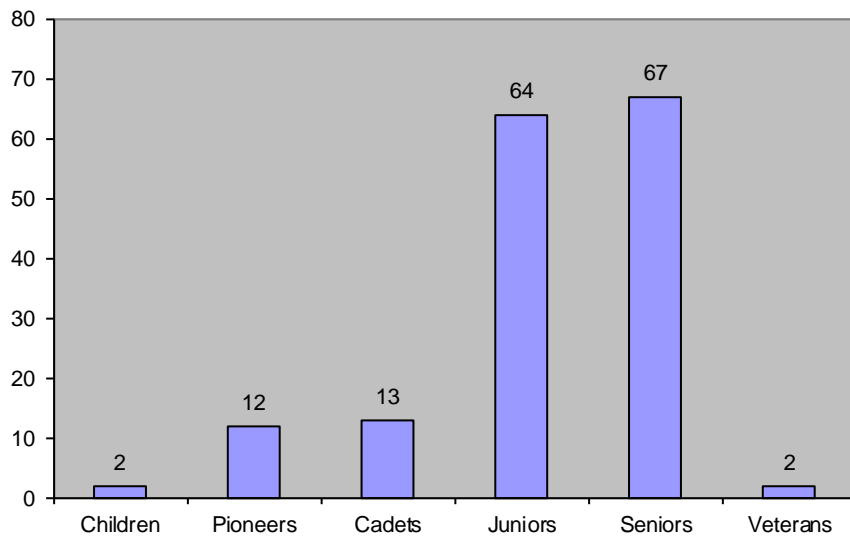
Graph 6. Number of athletes in athletics by gender for 2011



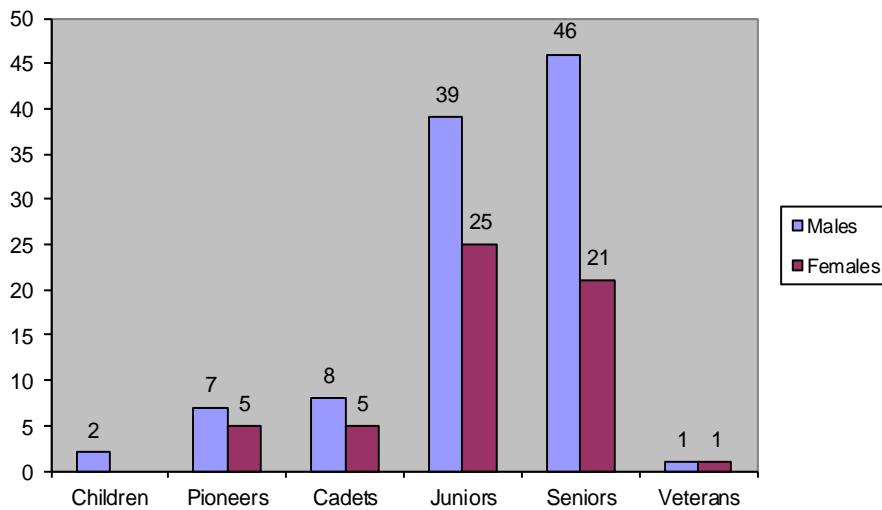
Tab.4. Number of athletes and employees in car racing

Municipality	Number of athletes												Number of employees			
	Children		Pioneers		Cadets		Juniors		Seniors		Veterans		Sports Officials		Other workers	
	Total	Female	Total	Female	Total	Female	Total	Female	Total	Female	Total	Female	Total	Female	Total	Female
Deçani
Gjakova	10	.	10	.	.	.	2	.	3	.
Glogovci
Gjilani
Dragashi
Istogu
Kaçaniku
Klina
Fushë Kosova
Kamenica
Mitrovica
Leposaviqi
Lipjani
Novobërda
Obiliqi
Rahoveci
Peja	2	.	2	.	3	.	4	.	2	.	.	.	8	.	4	.
Podujeva
Prishtina	15	1	2	1	3	.	12	.
Prizreni	.	.	10	5	10	5	50	25	40	20	.	.	12	6	12	6
Skënderaj
Shtime
Shtërpce
Suhareka
Ferizaji
Vitia
Vushtrria
Zubin Potoku
Zveçani
Malisheva
Total 2011	2	.	12	5	13	5	64	25	67	21	2	1	25	6	31	6
Total 2010	5	10	2	.	2	.
Difference	2	.	12	5	13	5	59	25	57	21	2	1	23	6	29	6

Graph 7. Number of athletes in car racing for 2011



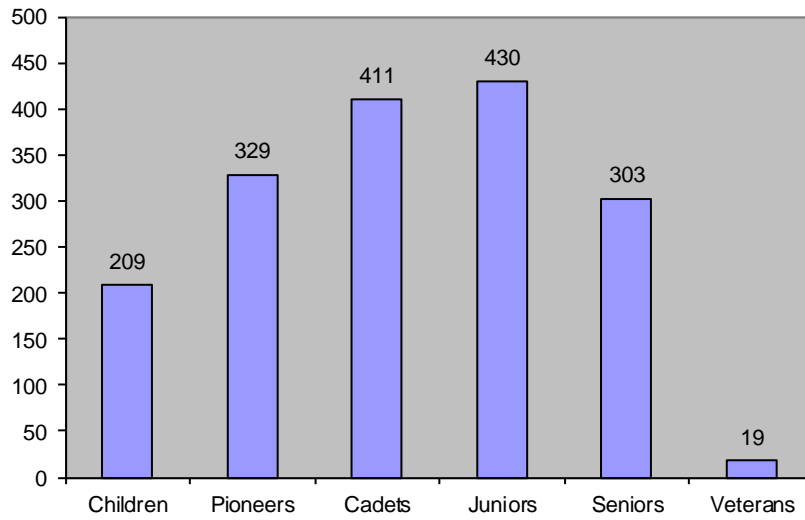
Graph 8. Number of athletes in car racing by gender for 2011



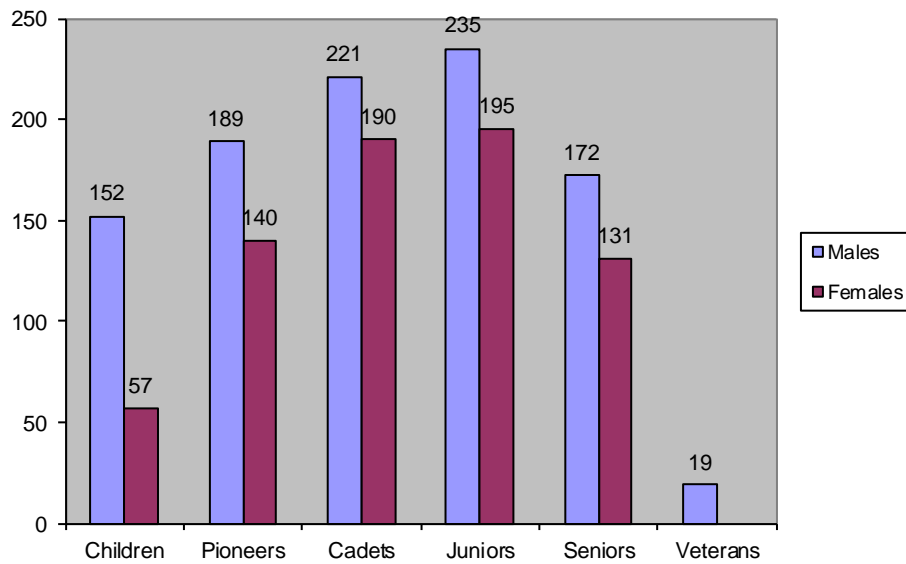
Tab.5. Number of athletes and employees in basketball

Municipality	Number of athletes												Number of employees			
	Children		Pioneers		Cadets		Juniors		Seniors		Veterans		Sports Officials		Other workers	
	Total	Female	Total	Female	Total	Female	Total	Female	Total	Female	Total	Female	Total	Female	Total	Female
Deçani	-	-	-	-	-	-	-	-	-	-	-	-	-	-	-	-
Gjakova	-	-	-	-	-	-	15	-	30	15	-	-	4	-	6	-
Glogovci	-	-	-	-	-	-	-	-	-	-	-	-	-	-	-	-
Gjilani	105	5	22	7	35	20	31	16	17	12	5	-	11	8	10	10
Dragashi	-	-	-	-	-	-	-	-	-	-	-	-	-	-	-	-
Istogu	-	-	-	-	-	-	-	-	-	-	-	-	-	-	-	-
Kaçaniku	-	-	-	-	-	-	-	-	-	-	-	-	-	-	-	-
Klina	-	-	-	-	-	-	-	-	-	-	-	-	-	-	-	-
Fushë Kosova	-	-	-	-	10	-	10	-	18	-	-	-	2	-	5	-
Kamenica	-	-	-	-	-	-	-	-	-	-	-	-	-	-	-	-
Mitrovica	36	12	48	16	76	20	32	8	40	16	14	-	29	6	13	5
Leposaviqi	:	:	:	:	:	:	:	:	:	:	:	:	:	:	:	:
Lipjani	-	-	-	-	10	10	20	10	20	10	-	-	3	-	1	-
Novobërda	-	-	-	-	-	-	-	-	-	-	-	-	-	-	-	-
Obiliqi	-	-	-	-	-	-	-	-	-	-	-	-	-	-	-	-
Rahoveci	-	-	-	-	-	-	-	-	-	-	-	-	-	-	-	-
Peja	-	-	15	-	10	-	10	-	30	20	-	-	10	8	7	2
Podujeva	-	-	-	-	-	-	-	-	-	-	-	-	-	-	-	-
Prishtina	-	-	-	-	-	-	-	-	-	-	-	-	-	-	-	-
Prizreni	60	40	126	73	170	95	172	96	56	38	-	-	22	11	22	11
Skënderaj	-	-	-	-	10	-	20	-	30	-	-	-	-	-	5	-
Shtime	-	-	-	-	-	-	-	-	-	-	-	-	-	-	-	-
Shtërpce	-	-	-	-	-	-	-	-	-	-	-	-	-	-	-	-
Suhareka	-	-	-	-	-	-	-	-	-	-	-	-	-	-	-	-
Ferizaji	8	-	28	14	30	15	55	25	40	20	-	-	3	1	2	1
Vitia	-	-	-	-	-	-	-	-	-	-	-	-	-	-	-	-
Vushtrria	-	-	90	30	60	30	65	40	22	-	-	-	3	-	15	-
Zubin Potoku	:	:	:	:	:	:	:	:	:	:	:	:	:	:	:	:
Zveçani	:	:	:	:	:	:	:	:	:	:	:	:	:	:	:	:
Malisheva	-	-	-	-	-	-	-	-	-	-	-	-	-	-	-	-
Total 2011	209	57	329	140	411	190	430	195	303	131	19	-	87	34	86	29
Total 2010	248	55	444	151	452	174	475	190	257	74	26	4	80	16	91	24
Difference	-39	2	-115	-11	-41	16	-45	5	46	57	-7	-4	7	18	-5	5

Graph 9. Number of athletes in basketball for 2011



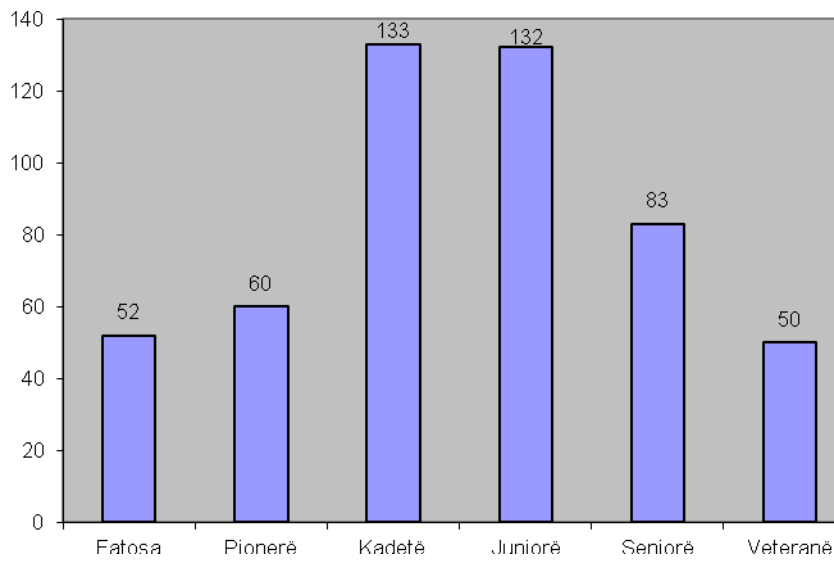
Graph 10. Number of athletes in basketball by gender for 2011



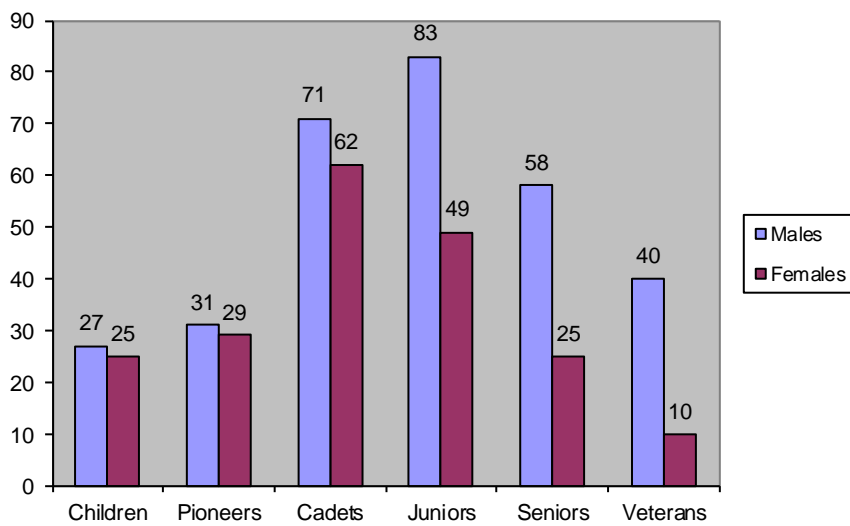
Tab.6. Number of athletes and employees to hiking

Municipality	Number of athletes												Number of employees			
	Children		Pioneers		Cadets		Juniors		Seniors		Veterans		Sports Officials		Other workers	
	Total	Female	Total	Female	Total	Female	Total	Female	Total	Female	Total	Female	Total	Female	Total	Female
Deçani	-	-	-	-	-	-	-	-	-	-	-	-	-	-	-	-
Gjakova	-	-	-	-	20	10	15	5	25	5	10	-	3	-	5	-
Glogovci	-	-	-	-	-	-	-	-	-	-	-	-	-	-	-	-
Gjilani	-	-	-	-	-	-	30	12	-	-	-	-	7	3	-	-
Dragashi	-	-	-	-	-	-	-	-	-	-	-	-	-	-	-	-
Istogu	-	-	-	-	-	-	-	-	-	-	-	-	-	-	-	-
Kaçaniku	-	-	-	-	-	-	-	-	-	-	-	-	-	-	-	-
Klina	-	-	-	-	-	-	-	-	-	-	-	-	-	-	-	-
Fushë Kosova	-	-	-	-	-	-	-	-	-	-	-	-	-	-	-	-
Kamenica	-	-	-	-	-	-	-	-	-	-	-	-	-	-	-	-
Mitrovica	-	-	-	-	-	-	-	-	-	-	-	-	-	-	-	-
Leposaviqi	:	:	:	:	:	:	:	:	:	:	:	:	:	:	:	:
Lipjani	-	-	-	-	-	-	-	-	-	-	-	-	-	-	-	-
Novobërda	-	-	-	-	-	-	-	-	-	-	-	-	-	-	-	-
Obiliqi	-	-	-	-	-	-	-	-	-	-	-	-	-	-	-	-
Rahoveci	-	-	-	-	-	-	-	-	-	-	-	-	-	-	-	-
Peja	-	-	-	-	-	-	8	-	10	-	5	-	18	-	-	-
Podujeva	-	-	-	-	-	-	-	-	-	-	-	-	-	-	-	-
Prishtina	-	-	-	-	-	-	-	-	-	-	-	-	-	-	-	-
Prizreni	40	20	40	20	60	30	60	30	40	20	20	10	20	10	20	10
Skënderaj	-	-	-	-	-	-	-	-	-	-	-	-	-	-	-	-
Shtime	-	-	-	-	-	-	-	-	-	-	-	-	-	-	-	-
Shtërpce	-	-	-	-	-	-	-	-	-	-	-	-	-	-	-	-
Suhareka	-	-	-	-	-	-	-	-	-	-	-	-	-	-	-	-
Ferizaji	12	5	20	9	53	22	19	2	8	-	15	-	11	-	4	-
Vitia	-	-	-	-	-	-	-	-	-	-	-	-	-	-	-	-
Vushtrria	-	-	-	-	-	-	-	-	-	-	-	-	-	-	-	-
Zubin Potoku	:	:	:	:	:	:	:	:	:	:	:	:	:	:	:	:
Zveçani	:	:	:	:	:	:	:	:	:	:	:	:	:	:	:	:
Malisheva	-	-	-	-	-	-	-	-	-	-	-	-	-	-	-	-
Total 2011	52	25	60	29	133	62	132	49	83	25	50	10	59	13	29	10
Total 2010	20	10	25	10	94	23	129	36	109	20	35	20	24	8	21	5
Difference	32	15	35	19	39	39	3	13	-26	5	15	-10	35	5	8	5

Graph 11. Number of athletes in hiking for 2011



Graph 12. Number of athletes in hiking by gender for 2011



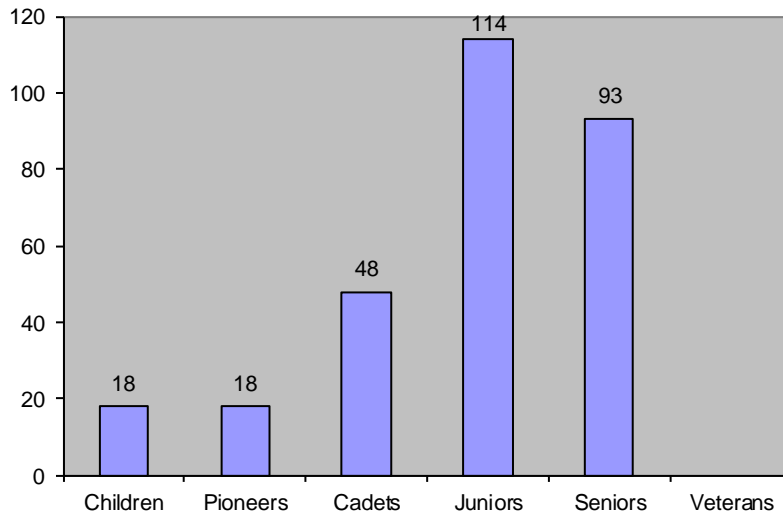
Tab.7. Number of athletes and employees in bodybuilding

Municipality	Number of athletes												Number of employees			
	Children		Pioneers		Cadets		Juniors		Seniors		Veterans		Sports Officials		Other workers	
	Total	Female	Total	Female	Total	Female	Total	Female	Total	Female	Total	Female	Total	Female	Total	Female
Deçani	-	-	-	-	-	-	-	-	-	-	-	-	-	-	-	-
Gjakova	-	-	-	-	20	-	20	-	20	-	-	-	4	-	6	-
Glogovci	-	-	-	-	-	-	-	-	-	-	-	-	-	-	-	-
Gjilani	-	-	-	-	-	-	-	-	-	-	-	-	-	-	-	-
Dragashi	-	-	-	-	-	-	-	-	-	-	-	-	-	-	-	-
Istogu	-	-	-	-	-	-	-	-	-	-	-	-	-	-	-	-
Kaçaniku	-	-	-	-	-	-	-	-	-	-	-	-	-	-	-	-
Klina	-	-	-	-	-	-	-	-	-	-	-	-	-	-	-	-
Fushë Kosova	-	-	-	-	-	-	-	-	-	-	-	-	-	-	-	-
Kamenica	-	-	-	-	-	-	-	-	-	-	-	-	-	-	-	-
Mitrovica	-	-	-	-	10	3	20	5	30	10	34	12	7	2	-	-
Leposaviqi	:	:	:	:	:	:	:	:	:	:	:	:	:	:	:	:
Lipjani	-	-	-	-	-	-	-	-	-	-	-	-	-	-	-	-
Novobërda	-	-	-	-	-	-	-	-	-	-	-	-	-	-	-	-
Obiliqi	-	-	-	-	-	-	-	-	-	-	-	-	-	-	-	-
Rahoveci	-	-	-	-	-	-	-	-	-	-	-	-	-	-	-	-
Peja	-	-	-	-	-	-	2	-	6	-	-	-	6	-	2	-
Podujeva	-	-	-	-	-	-	-	-	-	-	-	-	-	-	-	-
Prishtina	-	-	-	-	-	-	14	4	18	-	7	-	4	1	-	-
Prizreni	-	-	-	-	-	-	12	2	8	2	-	-	4	2	4	2
Skënderaj	-	-	-	-	-	-	-	-	-	-	-	-	-	-	-	-
Shtime	-	-	-	-	-	-	-	-	-	-	-	-	-	-	-	-
Shtërpce	-	-	-	-	-	-	-	-	-	-	-	-	-	-	-	-
Suhareka	-	-	-	-	-	-	-	-	-	-	-	-	-	-	-	-
Ferizaji	-	-	-	-	-	-	33	-	100	-	40	-	12	-	17	-
Vitia	-	-	-	-	-	-	-	-	-	-	-	-	-	-	-	-
Vushtrria	12	-	12	2	8	2	5	-	3	-	-	-	-	-	-	-
Zubin Potoku	:	:	:	:	:	:	:	:	:	:	:	:	:	:	:	:
Zveçani	:	:	:	:	:	:	:	:	:	:	:	:	:	:	:	:
Malisheva	-	-	-	-	-	-	-	-	-	-	-	-	-	-	-	-
Total 2011	12	-	12	2	38	5	106	11	185	12	81	12	37	5	29	2
Total 2010	20	-	15	-	44	-	50	-	32	-	10	-	7	-	9	-
Difference	-8	-	-3	2	-6	5	56	11	153	12	71	12	30	5	20	2

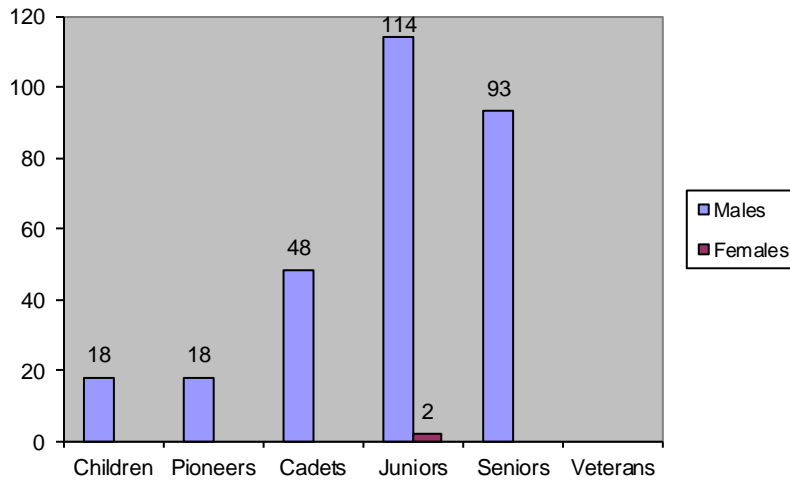
Tab.8. Number of athletes and staff in boxing

Municipality	Number of athletes												Number of employees			
	Children		Pioneers		Cadets		Juniors		Seniors		Veterans		Sports Officials		Other workers	
	Total	Female	Total	Female	Total	Female	Total	Female	Total	Female	Total	Female	Total	Female	Total	Female
Deçani	-	-	-	-	-	-	-	-	-	-	-	-	-	-	-	-
Gjakova	-	-	-	-	-	-	20	-	20	-	-	-	4	-	6	-
Glogovci	-	-	-	-	10	-	15	-	21	-	-	-	11	-	12	-
Gjilani	8	-	-	-	3	-	4	-	5	-	-	-	8	-	9	-
Dragashi	-	-	-	-	-	-	-	-	-	-	-	-	-	-	-	-
Istogu	-	-	-	-	-	-	-	-	-	-	-	-	-	-	-	-
Kaçaniku	-	-	-	-	-	-	-	-	-	-	-	-	-	-	-	-
Klina	-	-	-	-	-	-	-	-	-	-	-	-	-	-	-	-
Fushë Kosova	5	-	3	-	5	-	10	-	10	-	-	-	4	-	-	-
Kamenica	-	-	-	-	-	-	-	-	-	-	-	-	-	-	-	-
Mitrovica	-	-	-	-	2	-	20	2	-	-	-	-	1	-	-	-
Leposaviqi	:	:	:	:	:	:	:	:	:	:	:	:	:	:	:	:
Lipjani	-	-	-	-	-	-	-	-	-	-	-	-	-	-	-	-
Novobërda	-	-	-	-	-	-	-	-	-	-	-	-	-	-	-	-
Obiliqi	-	-	-	-	-	-	-	-	-	-	-	-	-	-	-	-
Rahoveci	-	-	-	-	-	-	-	-	-	-	-	-	-	-	-	-
Peja	-	-	2	-	10	-	15	-	12	-	-	-	7	-	2	-
Podujeva	-	-	-	-	-	-	-	-	-	-	-	-	-	-	-	-
Prishtina	-	-	-	-	-	-	-	-	-	-	-	-	-	-	-	-
Prizreni	5	-	5	-	10	-	20	-	10	-	-	-	5	-	5	-
Skënderaj	-	-	-	-	-	-	-	-	-	-	-	-	-	-	-	-
Shtime	-	-	-	-	-	-	-	-	-	-	-	-	-	-	-	-
Shtërpce	-	-	-	-	-	-	-	-	-	-	-	-	-	-	-	-
Suhareka	-	-	-	-	-	-	-	-	-	-	-	-	-	-	-	-
Ferizaji	-	-	8	-	8	-	10	-	15	-	-	-	2	-	2	-
Vitja	-	-	-	-	-	-	-	-	-	-	-	-	-	-	-	-
Vushtrria	-	-	-	-	-	-	-	-	-	-	-	-	-	-	-	-
Zubin Potoku	:	:	:	:	:	:	:	:	:	:	:	:	:	:	:	:
Zveçani	:	:	:	:	:	:	:	:	:	:	:	:	:	:	:	:
Malisheva	-	-	-	-	-	-	-	-	-	-	-	-	-	-	-	-
Total 2011	18	-	18	-	48	-	114	2	93	-	-	-	42	-	36	-
Total 2010	14	-	12	-	68	-	87	1	77	-	3	-	28	-	29	-
Difference	4	-	6	-	-20	-	27	1	16	-	-3	-	14	-	7	-

Graph 13. Number of athletes in boxing for 2011



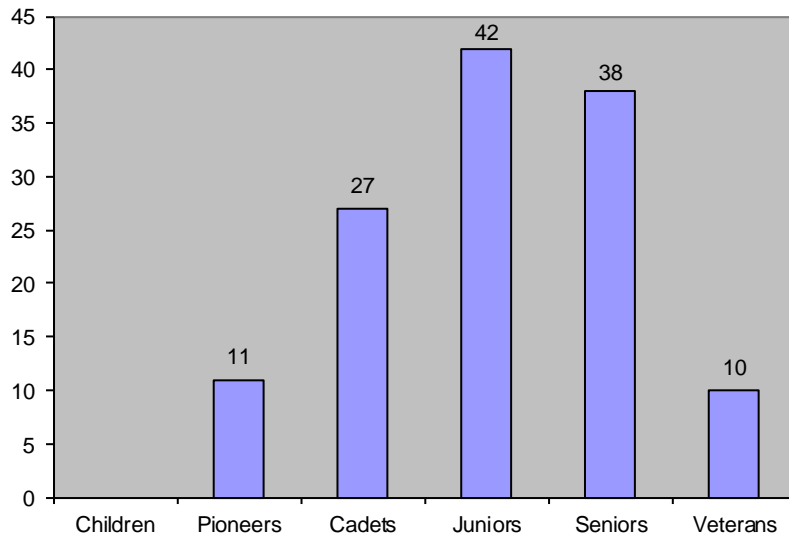
Graph 14. Number of athletes in boxing by gender for 2011



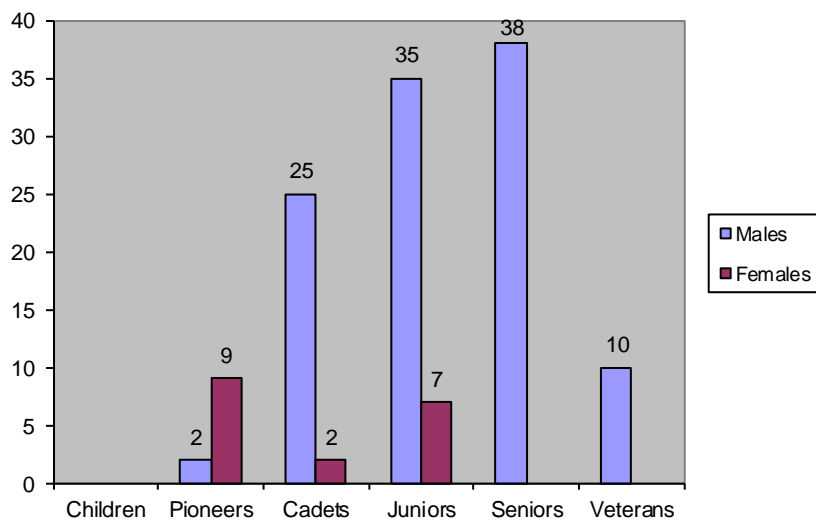
Tab.9. Number of athletes and employees in cycling

Municipality	Number of athletes												Number of employees			
	Children		Pioneers		Cadets		Juniors		Seniors		Veterans		Sports Officials		Other workers	
	Total	Female	Total	Female	Total	Female	Total	Female	Total	Female	Total	Female	Total	Female	Total	Female
Deçani
Gjakova	.	.	5	5	10	.	5	.	10	.	.	.	2	.	3	.
Glogovci
Gjilani
Dragashi
Istogu
Kaçaniku
Klina
Fushë Kosova
Kamenica
Mitrovica	.	.	4	4	.	.	11	5	6	3	2	1
Leposaviqi
Lipjani
Novobërda
Obiliqi
Rahoveci
Peja	.	.	2	.	3	.	6	.	2	.	.	.	4	.	2	.
Podujeva
Prishtina	3	.	4	.	3	.	7	.	5	.	.	.
Prizreni	6	2	8	2	3	.	3	.	3	1	3	1
Skënderaj
Shtime
Shtërpce	10
Suhareka
Ferizaji	5	.	8	.	10	.	.	.	2	.	2	.
Vitia
Vushtrria
Zubin Potoku
Zveçani
Malisheva
Total 2011	.	.	11	9	27	2	42	7	38	.	10	.	22	4	12	2
Total 2010	3	.	19	3	44	2	42	2	52	3	6	.	22	2	8	1
Difference	-3	.	-8	6	-17	.	.	5	-14	-3	4	.	.	2	4	1

Graph 15. Number of athletes in cycling for 2011



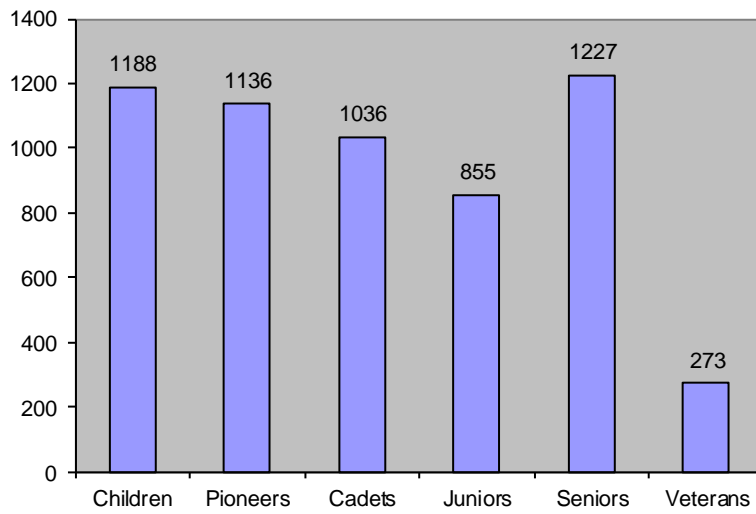
Graph 16. Number of athletes in cycling by gender for 2011



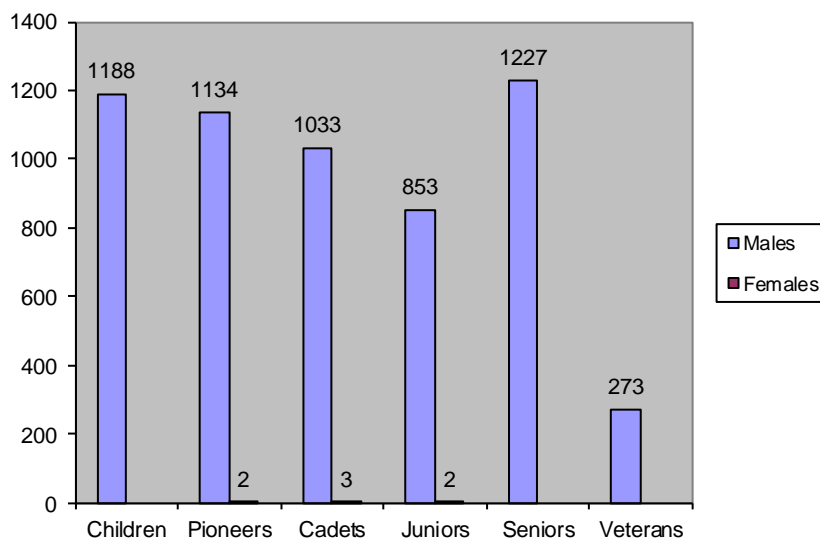
Tab.10. Number of athletes and employees in football

Municipality	Number of athletes												Number of employees			
	Children		Pioneers		Cadets		Juniors		Seniors		Veterans		Sports Officials		Other workers	
	Total	Female	Total	Female	Total	Female	Total	Female	Total	Female	Total	Female	Total	Female	Total	Female
Deçani	25	-	30	-	35	-	20	-	50	-	-	-	1	-	11	-
Gjakova	-	-	20	-	20	-	40	-	92	-	15	-	9	-	25	-
Glogovci	-	-	18	-	36	-	52	-	44	-	47	-	18	-	21	-
Gjilani	60	-	25	-	25	-	25	-	25	-	30	-	15	-	3	-
Dragashi	-	-	-	-	-	-	-	-	-	-	-	-	-	-	-	-
Istogu	35	-	20	-	18	-	30	-	25	-	18	-	10	-	-	-
Kaçaniku	35	-	35	-	45	-	40	-	35	-	10	-	10	-	5	-
Klina	35	-	35	-	17	-	20	-	35	-	18	-	2	-	-	-
Fushë Kosova	78	-	80	-	70	-	60	-	78	-	-	-	20	-	2	-
Kamenica	23	-	39	-	37	-	20	-	40	-	9	-	6	-	3	-
Mitrovica	95	-	115	-	120	-	30	-	50	-	-	-	10	2	5	2
Leposaviqi	:	:	:	:	:	:	:	:	:	:	:	:	:	:	:	:
Lipjani	32	-	26	-	31	-	30	-	32	-	18	-	4	-	4	-
Novobërda	-	-	-	-	-	-	-	-	-	-	-	-	-	-	-	-
Obiliqi	30	-	35	-	28	-	28	-	29	-	-	-	4	-	2	-
Rahoveci	10	-	20	-	15	-	15	-	80	-	20	-	22	-	11	-
Peja	26	-	26	-	51	-	46	-	129	-	-	-	56	-	17	-
Podujeva	40	-	20	-	20	-	20	-	30	-	20	-	10	-	5	-
Prishtina	250	-	142	2	96	3	82	2	81	-	20	-	19	-	19	-
Prizreni	80	-	90	-	70	-	40	-	30	-	20	-	15	-	20	-
Skënderaj	12	-	22	-	27	-	65	-	70	-	-	-	3	-	26	-
Shtime	-	-	-	-	-	-	-	-	-	-	-	-	-	-	-	-
Shtërpce	-	-	-	-	-	-	-	-	27	-	-	-	-	-	2	-
Suhareka	20	-	15	-	-	-	15	-	59	-	13	-	25	-	9	-
Ferizaji	87	-	143	-	165	-	85	-	69	-	15	-	15	-	15	-
Vitia	115	-	60	-	40	-	49	-	45	-	-	-	18	-	3	-
Vushtrria	40	-	70	-	30	-	43	-	50	-	-	-	3	-	3	-
Zubin Potoku	:	:	:	:	:	:	:	:	:	:	:	:	:	:	:	:
Zveçani	:	:	:	:	:	:	:	:	:	:	:	:	:	:	:	:
Malisheva	60	-	50	-	40	-	-	-	22	-	-	-	8	-	4	-
Total 2011	1188	-	1136	2	1036	3	855	2	1227	-	273	-	303	2	215	2
Total 2010	897	-	870	-	941	-	801	-	1131	-	212	-	277	-	191	-
Difference	291	-	266	2	95	3	54	2	96	-	61	-	26	2	24	2

Graph 17. Number of athletes in football for 2011



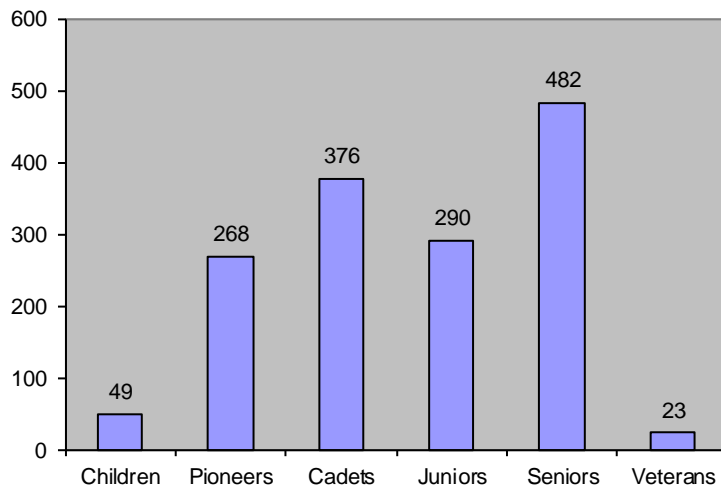
Graph 18. Number of athletes in football by gender for 2011



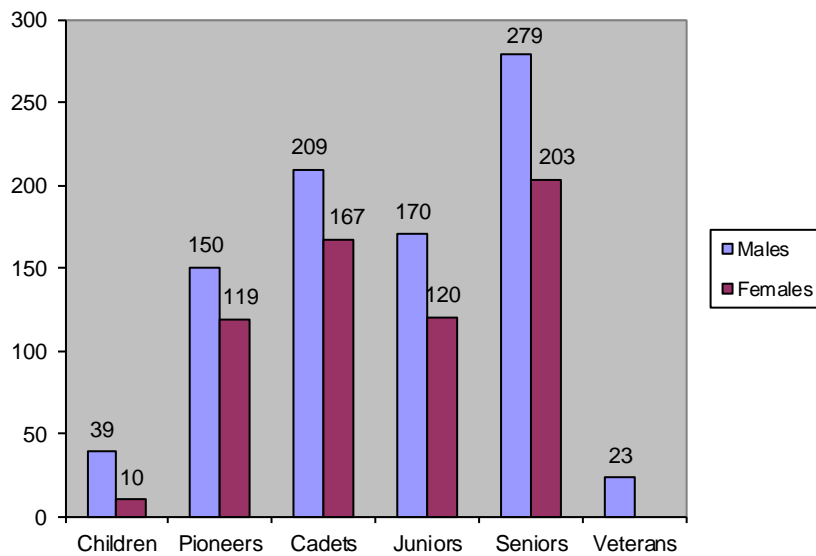
Tab.11. Number of athletes and employees in handball

Municipality	Number of athletes												Number of employees			
	Children		Pioneers		Cadets		Juniors		Seniors		Veterans		Sports Officials		Other workers	
	Total	Female	Total	Female	Total	Female	Total	Female	Total	Female	Total	Female	Total	Female	Total	Female
Deçani	-	-	15	-	15	-	15	-	35	15	-	-	1	-	6	3
Gjakova	20	10	60	30	75	50	10	-	70	50	-	-	13	2	18	5
Glogovci	-	-	24	24	-	-	14	14	14	14	-	-	3	-	4	-
Gjilani	-	-	15	-	15	-	14	-	38	-	-	-	5	-	-	-
Dragashi	-	-	-	-	-	-	-	-	-	-	-	-	-	-	-	-
Istogu	-	-	15	15	20	20	-	-	35	15	-	-	-	-	-	-
Kaçaniku	15	-	25	-	30	-	30	15	35	15	5	-	3	-	3	-
Klina	-	-	-	-	-	-	-	-	-	-	-	-	-	-	-	-
Fushë Kosova	-	-	-	-	-	-	-	-	-	-	-	-	-	-	-	-
Kamenica	-	-	-	-	-	-	-	-	-	-	-	-	-	-	-	-
Mitrovica	-	-	24	14	44	19	14	-	48	13	10	-	14	4	16	6
Leposaviqi	:	:	:	:	:	:	:	:	:	:	:	:	:	:	:	:
Lipjani	-	-	-	-	-	-	-	-	-	-	-	-	-	-	-	-
Novobërda	-	-	-	-	-	-	-	-	-	-	-	-	-	-	-	-
Obiliqi	-	-	14	14	-	-	15	15	20	20	-	-	4	-	-	-
Rahoveci	-	-	-	-	-	-	-	-	10	-	-	-	2	-	2	-
Peja	-	-	-	-	12	-	15	-	15	-	-	-	10	-	2	-
Podujeva	10	-	12	-	14	-	14	-	18	-	-	-	15	-	3	-
Prishtina	-	-	-	-	-	-	-	-	-	-	-	-	-	-	-	-
Prizreni	-	-	-	-	65	45	65	45	40	20	-	-	12	6	12	6
Skënderaj	4	-	8	4	4	4	-	-	20	10	-	-	-	-	4	-
Shtime	-	-	18	-	18	-	18	-	16	-	6	-	3	-	5	-
Shtërpce	-	-	-	-	-	-	-	-	-	-	-	-	-	-	-	-
Suhareka	-	-	-	-	-	-	-	-	-	-	-	-	-	-	-	-
Ferizaji	-	-	30	10	30	15	31	16	31	16	2	-	9	1	2	-
Vitia	-	-	-	-	-	-	-	-	-	-	-	-	-	-	-	-
Vushtrria	-	-	8	8	34	14	20	-	37	15	-	-	9	-	5	-
Zubin Potoku	:	:	:	:	:	:	:	:	:	:	:	:	:	:	:	:
Zveçani	:	:	:	:	:	:	:	:	:	:	:	:	:	:	:	:
Malisheva	-	-	-	-	-	-	15	15	-	-	-	-	3	1	3	-
Total 2011	49	10	268	119	376	167	290	120	482	203	23	-	106	14	85	20
Total 2010	137	78	371	176	300	97	343	96	480	236	66	-	103	33	99	29
Difference	-88	-68	-103	-57	76	70	-53	24	2	-33	-43	-	3	-19	-14	-9

Graph 19. Number of athletes in handball for 2011



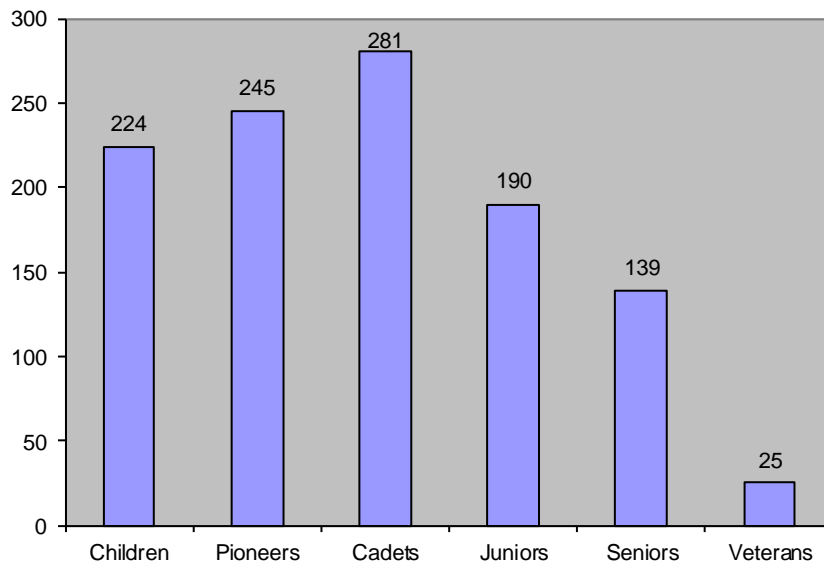
Graph 20. Number of athletes in handball by gender for 2011



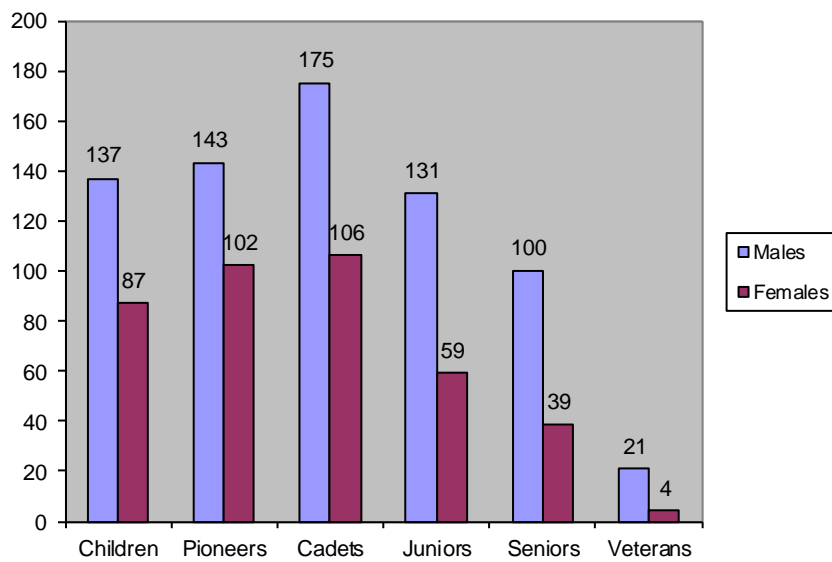
Tab.12. Number of athletes and employees in karate

Municipality	Number of athletes												Number of employees			
	Children		Pioneers		Cadets		Juniors		Seniors		Veterans		Sports Officials		Other workers	
	Total	Female	Total	Female	Total	Female	Total	Female	Total	Female	Total	Female	Total	Female	Total	Female
Deçani	-	-	-	-	-	-	-	-	-	-	-	-	-	-	-	-
Gjakova	-	-	12	2	10	-	10	-	-	-	-	-	2	-	3	-
Glogovci	-	-	-	-	-	-	-	-	-	-	-	-	-	-	-	-
Gjilani	34	16	25	11	72	33	28	11	17	8	10	3	10	2	6	-
Dragashi	-	-	-	-	-	-	-	-	-	-	-	-	-	-	-	-
Istogu	-	-	-	-	-	-	-	-	-	-	-	-	-	-	-	-
Kaçaniku	-	-	-	-	-	-	-	-	-	-	-	-	-	-	-	-
Klina	-	-	-	-	-	-	-	-	-	-	-	-	-	-	-	-
Fushë Kosova	-	-	-	-	3	-	5	-	5	-	-	-	2	-	-	-
Kamenica	10	2	8	3	-	-	12	8	11	2	1	1	5	5	2	1
Mitrovica	4	-	9	5	7	7	-	-	3	-	5	-	-	-	4	-
Leposaviqi	:	:	:	:	:	:	:	:	:	:	:	:	:	:	:	:
Lipjani	-	-	-	-	14	6	-	-	16	6	-	-	1	-	2	-
Novobërda	-	-	-	-	-	-	-	-	-	-	-	-	-	-	-	-
Obiliqi	22	12	17	8	-	-	13	7	10	4	-	-	4	1	1	-
Rahoveci	-	-	-	-	-	-	-	-	-	-	-	-	-	-	-	-
Peja	8	3	14	6	12	4	7	-	2	-	2	-	2	-	2	-
Podujeva	-	-	-	-	-	-	-	-	-	-	-	-	-	-	-	-
Prishtina	41	7	39	7	44	11	26	3	29	4	7	-	23	3	12	3
Prizreni	30	15	30	15	30	15	40	20	30	15	-	-	8	4	20	10
Skënderaj	-	-	-	-	-	-	-	-	-	-	-	-	-	-	-	-
Shtime	-	-	-	-	-	-	-	-	-	-	-	-	-	-	-	-
Shtërpce	-	-	-	-	-	-	-	-	-	-	-	-	-	-	-	-
Suhareka	10	4	12	6	2	-	4	2	-	-	-	-	2	-	-	-
Ferizaji	65	28	79	39	87	30	45	8	16	-	-	-	14	-	5	-
Vitia	-	-	-	-	-	-	-	-	-	-	-	-	-	-	-	-
Vushtrria	-	-	-	-	-	-	-	-	-	-	-	-	-	-	-	-
Zubin Potoku	:	:	:	:	:	:	:	:	:	:	:	:	:	:	:	:
Zveçani	:	:	:	:	:	:	:	:	:	:	:	:	:	:	:	:
Malisheva	-	-	-	-	-	-	-	-	-	-	-	-	-	-	-	-
Total 2011	224	87	245	102	281	106	190	59	139	39	25	4	73	15	57	14
Total 2010	138	57	193	72	186	80	166	72	174	51	28	5	71	10	27	1
Difference	86	30	52	30	95	26	24	-13	-35	-12	-3	-1	2	5	30	13

Graph 21. Number of athletes in karate by gender for 2011



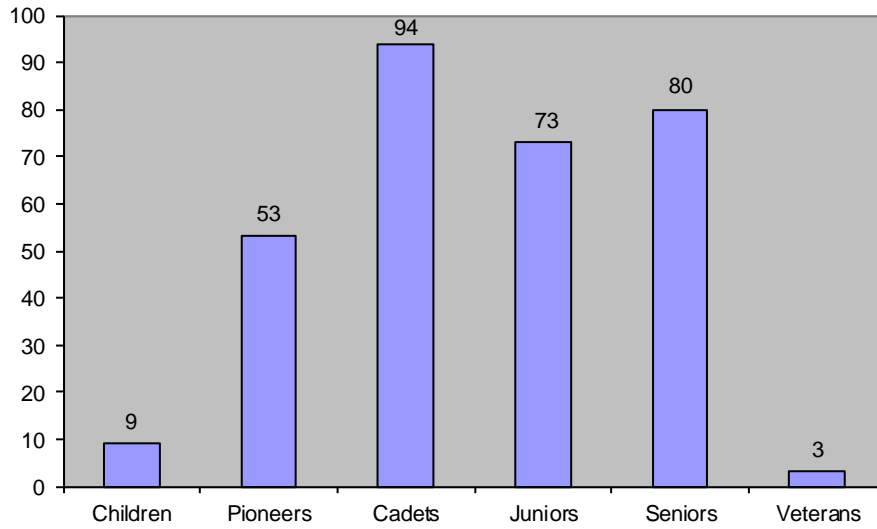
Graph 22. Number of athletes in karate by gender for 2011



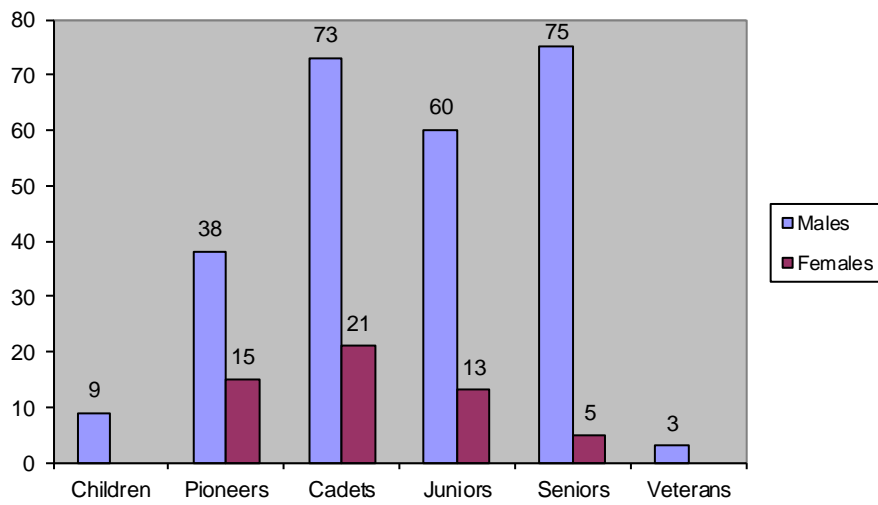
Tab.13. Number of athletes and employees in kick - boxing

Municipality	Number of athletes												Number of employees			
	Children		Pioneers		Cadets		Juniors		Seniors		Veterans		Sports Officials		Other workers	
	Total	Female	Total	Female	Total	Female	Total	Female	Total	Female	Total	Female	Total	Female	Total	Female
Deçani	-	-	-	-	-	-	-	-	-	-	-	-	-	-	-	-
Gjakova	-	-	-	-	-	-	-	-	-	-	-	-	-	-	-	-
Glogovci	-	-	-	-	-	-	-	-	-	-	-	-	-	-	-	-
Gjilani	-	-	-	-	-	-	-	-	-	-	-	-	-	-	-	-
Dragashi	-	-	-	-	-	-	-	-	-	-	-	-	-	-	-	-
Istogu	-	-	-	-	-	-	-	-	-	-	-	-	-	-	-	-
Kaçaniku	-	-	-	-	-	-	-	-	-	-	-	-	-	-	-	-
Klina	-	-	-	-	-	-	-	-	-	-	-	-	-	-	-	-
Fushë Kosova	-	-	-	-	-	-	-	-	-	-	-	-	-	-	-	-
Kamenica	-	-	-	-	-	-	-	-	-	-	-	-	-	-	-	-
Mitrovica	-	-	-	-	-	-	-	-	-	-	-	-	-	-	-	-
Leposaviqi	:	:	:	:	:	:	:	:	:	:	:	:	:	:	:	:
Lipjani	-	-	-	-	-	-	-	-	-	-	-	-	-	-	-	-
Novobërda	-	-	-	-	-	-	-	-	-	-	-	-	-	-	-	-
Obiliqi	6	-	10	-	-	-	6	-	5	-	-	-	4	-	3	-
Rahoveci	-	-	-	-	-	-	-	-	-	-	-	-	-	-	-	-
Peja	-	-	4	-	14	-	17	-	32	-	-	-	9	-	2	-
Podujeva	-	-	-	-	-	-	-	-	-	-	-	-	-	-	-	-
Prishtina	-	-	11	3	20	-	10	-	22	-	3	-	5	-	-	-
Prizreni	-	-	-	-	-	-	-	-	-	-	-	-	-	-	-	-
Skënderaj	-	-	-	-	-	-	-	-	-	-	-	-	-	-	-	-
Shtime	-	-	-	-	-	-	-	-	-	-	-	-	-	-	-	-
Shtërpce	-	-	-	-	-	-	-	-	-	-	-	-	-	-	-	-
Suhareka	-	-	-	-	-	-	-	-	-	-	-	-	-	-	-	-
Ferizaji	3	-	28	12	60	21	40	13	21	5	-	-	-	-	1	-
Vitia	-	-	-	-	-	-	-	-	-	-	-	-	-	-	-	-
Vushtrria	-	-	-	-	-	-	-	-	-	-	-	-	-	-	-	-
Zubin Potoku	:	:	:	:	:	:	:	:	:	:	:	:	:	:	:	:
Zveçani	:	:	:	:	:	:	:	:	:	:	:	:	:	:	:	:
Malisheva	-	-	-	-	-	-	-	-	-	-	-	-	-	-	-	-
Total 2011	9	-	53	15	94	21	73	13	80	5	3	-	18	-	6	-
Total 2010	-	-	5	-	22	-	24	-	26	-	-	-	1	-	4	-
Difference	9	-	48	15	72	21	49	13	54	5	3	-	17	-	2	-

Graph 23. Number of athletes in kick-boxing for 2011



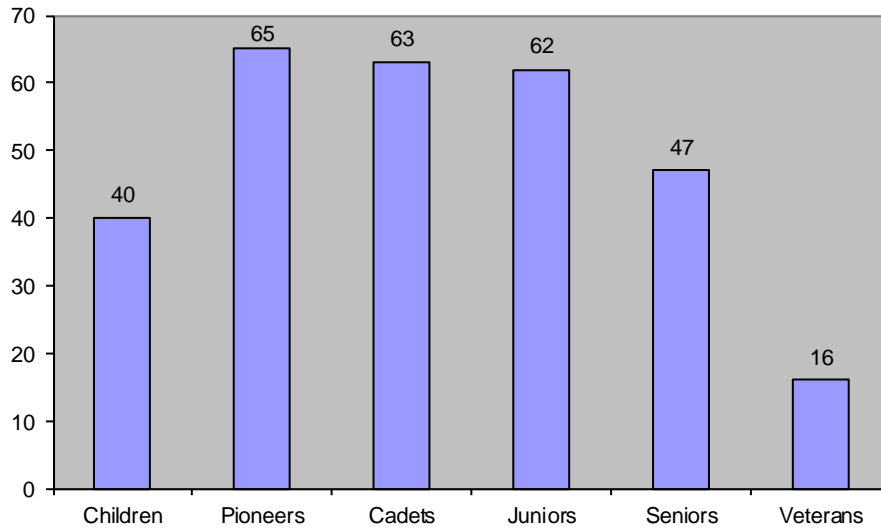
Graph 24. Number of athletes in kick-boxing by gender for 2011



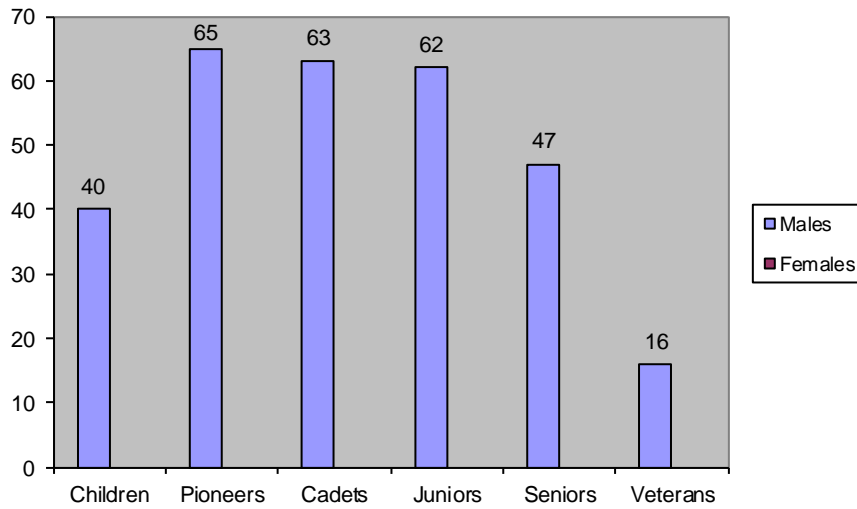
Tab.14. Number of athletes and employees in wrestling

Municipality	Number of athletes												Number of employees			
	Children		Pioneers		Cadets		Juniors		Seniors		Veterans		Sports Officials		Other workers	
	Total	Female	Total	Female	Total	Female	Total	Female	Total	Female	Total	Female	Total	Female	Total	Female
Deçani
Gjakova
Glogovci
Gjilani
Dragashi
Istogu
Kaçaniku
Klina
Fushë Kosova
Kamenica
Mitrovica
Leposaviqi	:	:	:	:	:	:	:	:	:	:	:	:	:	:	:	:
Lipjani
Novobërda
Obiliqi
Rahoveci
Peja
Podujeva
Prishtina	5	-	10	-	13	-	10	-	7	-	3	-	2	-	-	-
Prizreni	10	-	10	-	10	-	10	-	10	-	10	-	4	-	6	-
Skënderaj
Shtime
Shtërpce
Suhareka	20	-	20	-	20	-	20	-	10	-	-	-	10	-	-	-
Ferizaji	.	.	10	-	10	-	15	-	15	-	-	-	2	-	2	-
Vitia
Vushtrria	5	-	15	-	10	-	7	-	5	-	3	-	9	-	18	-
Zubin Potoku	:	:	:	:	:	:	:	:	:	:	:	:	:	:	:	:
Zveçani	:	:	:	:	:	:	:	:	:	:	:	:	:	:	:	:
Malisheva
Total 2011	40	-	65	-	63	-	62	-	47	-	16	-	27	-	26	-
Total 2010	31	-	49	-	60	-	61	-	41	-	8	-	22	-	24	-
Difference	9	-	16	-	3	-	1	-	6	-	8	-	5	-	2	-

Graph 25. Number of athletes in wrestling for 2011



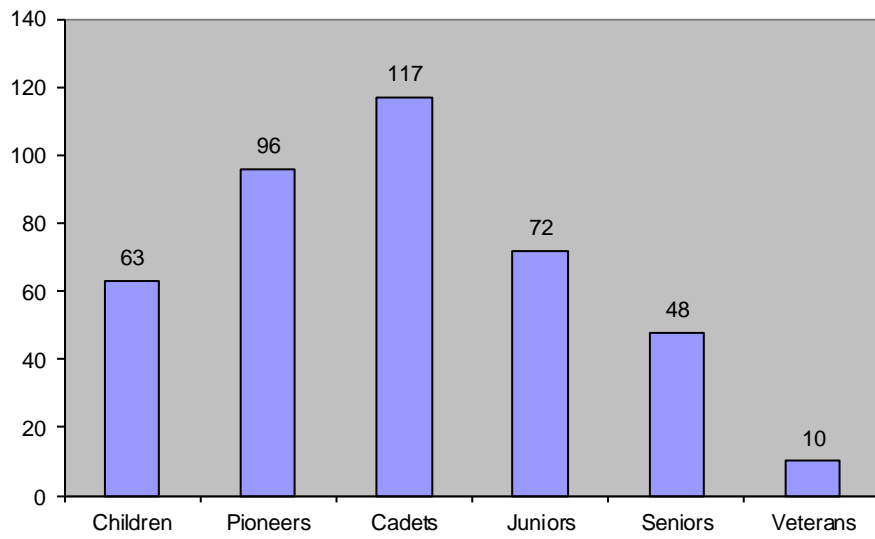
Graph 26. Number of athletes in wrestling by gender for 2011



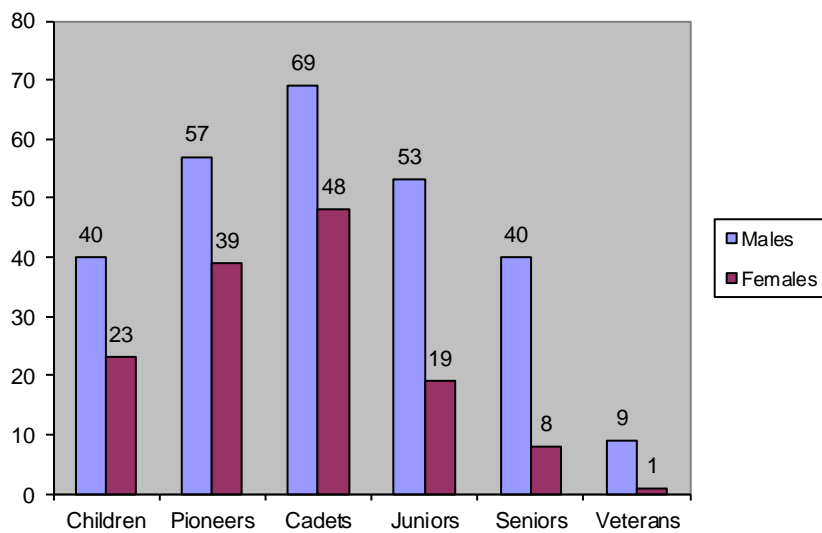
Tab.15. Number of athletes and employees in swimming

Municipality	Number of athletes												Number of employees			
	Children		Pioneers		Cadets		Juniors		Seniors		Veterans		Sports Officials		Other workers	
	Total	Female	Total	Female	Total	Female	Total	Female	Total	Female	Total	Female	Total	Female	Total	Female
Deçani
Gjakova	12	2	12	2	5	1	2	.	3	.
Glogovci
Gjilani
Dragashi
Istogu
Kaçaniku
Klina
Fushë Kosova
Kamenica
Mitrovica	5	3	2	1	5	3	8	3	3	2	1	.
Leposaviqi	:	:	:	:	:	:	:	:	:	:	:	:	:	:	:	:
Lipjani
Novobërda
Obiliqi
Rahoveci
Peja
Podujeva
Prishtina	26	8	19	7	14	5	17	5	5	2	4	1
Prizreni
Skënderaj
Shtime
Shtërpce
Suhareka
Ferizaji	17	5	60	28	83	39	25	7	12	.	.	.	11	.	4	.
Vitia
Vushtrria
Zubin Potoku	:	:	:	:	:	:	:	:	:	:	:	:	:	:	:	:
Zveqani	:	:	:	:	:	:	:	:	:	:	:	:	:	:	:	:
Malisheva	15	7	15	3	15	1	10	2	19	4	5	.	5	.	1	.
Total 2011	63	23	96	39	117	48	72	19	48	8	10	1	21	2	13	1
Total 2010	59	28	79	26	70	24	49	16	39	10	.	.	16	6	8	2
Difference	4	-5	17	13	47	24	23	3	9	-2	10	1	5	-4	5	-1

Graph 27. Number of athletes in swimming for 2011



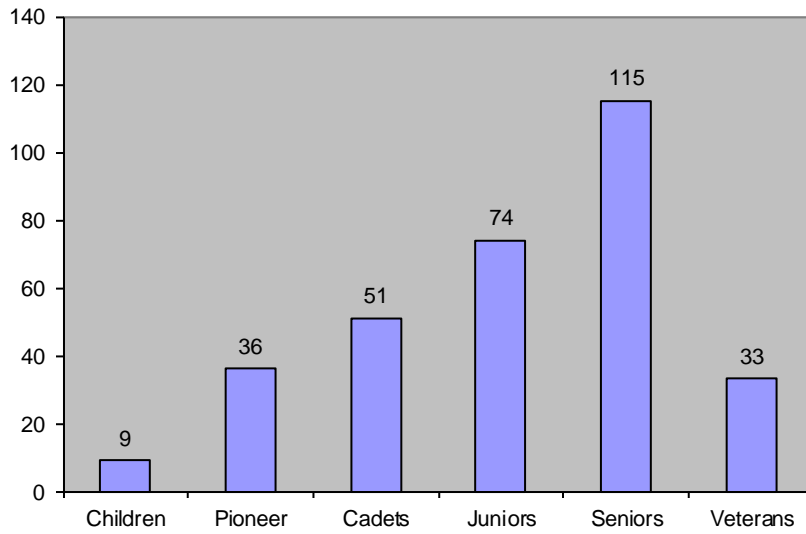
Graph 28. Number of athletes in swimming by gender for 2011



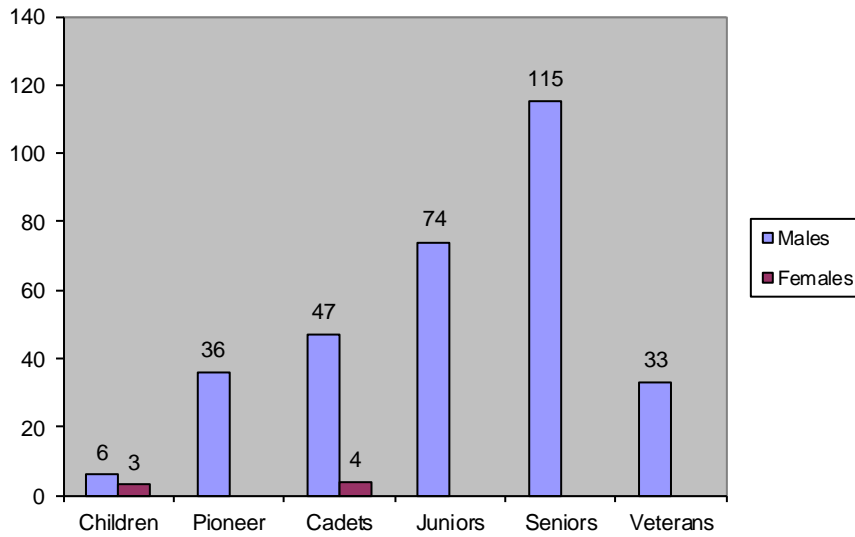
Tab.16. Number of athletes and employees in fishing

Municipality	Number of athletes												Number of employees			
	Children		Pioneers		Cadets		Juniors		Seniors		Veterans		Sports Officials		Other workers	
	Total	Female	Total	Female	Total	Female	Total	Female	Total	Female	Total	Female	Total	Female	Total	Female
Deçani	-	-	-	-	-	-	-	-	-	-	-	-	-	-	-	-
Gjakova	-	-	1	-	14	4	10	-	15	-	-	-	5	-	5	-
Glogovci	9	3	20	-	10	-	30	-	25	-	14	-	5	-	6	-
Gjilani	-	-	-	-	-	-	-	-	-	-	-	-	-	-	-	-
Dragashi	-	-	-	-	-	-	-	-	-	-	-	-	-	-	-	-
Istogu	-	-	-	-	-	-	-	-	-	-	-	-	-	-	-	-
Kaçaniku	-	-	-	-	-	-	-	-	-	-	-	-	-	-	-	-
Klina	-	-	-	-	-	-	-	-	-	-	-	-	-	-	-	-
Fushë Kosova	-	-	-	-	-	-	-	-	-	-	-	-	-	-	-	-
Kamenica	-	-	-	-	-	-	-	-	-	-	-	-	-	-	-	-
Mitrovica	-	-	-	-	-	-	-	-	-	-	-	-	-	-	-	-
Leposaviqi	:	:	:	:	:	:	:	:	:	:	:	:	:	:	:	:
Lipjani	-	-	-	-	-	-	-	-	-	-	-	-	-	-	-	-
Novobërda	-	-	-	-	-	-	-	-	-	-	-	-	-	-	-	-
Obiliqi	-	-	-	-	-	-	-	-	-	-	-	-	-	-	-	-
Rahoveci	-	-	-	-	-	-	-	-	-	-	-	-	-	-	-	-
Peja	-	-	-	-	-	-	-	-	-	-	-	-	-	-	-	-
Podujeva	-	-	-	-	-	-	-	-	-	-	-	-	-	-	-	-
Prishtina	-	-	-	-	-	-	-	-	-	-	-	-	-	-	-	-
Prizreni	-	-	-	-	-	-	-	-	-	-	-	-	-	-	-	-
Skënderaj	-	-	-	-	-	-	-	-	-	-	-	-	-	-	-	-
Shtime	-	-	-	-	-	-	-	-	-	-	-	-	-	-	-	-
Shtërpce	-	-	-	-	-	-	-	-	-	-	-	-	-	-	-	-
Suhareka	-	-	-	-	-	-	-	-	-	-	-	-	-	-	-	-
Ferizaji	-	-	15	-	27	-	34	-	75	-	19	-	7	-	5	-
Vitja	-	-	-	-	-	-	-	-	-	-	-	-	-	-	-	-
Vushtrria	-	-	-	-	-	-	-	-	-	-	-	-	-	-	-	-
Zubin Potoku	:	:	:	:	:	:	:	:	:	:	:	:	:	:	:	:
Zveçani	:	:	:	:	:	:	:	:	:	:	:	:	:	:	:	:
Malisheva	-	-	-	-	-	-	-	-	-	-	-	-	-	-	-	-
Total 2011	9	3	36	-	51	4	74	-	115	-	33	-	17	-	16	-
Total 2010	-	-	55	15	72	22	100	20	143	20	84	10	20	-	16	-
Difference	9	3	-19	-15	-21	-18	-26	-20	-28	-20	-51	-10	-3	-	-	-

Graph 29. Number of athletes in fishing for 2011



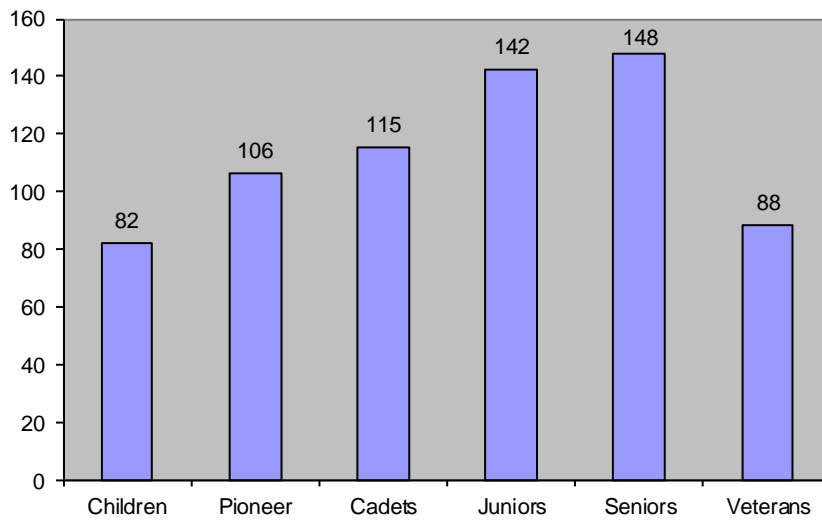
Graph 30. Number of athletes in fishing by gender for 2011



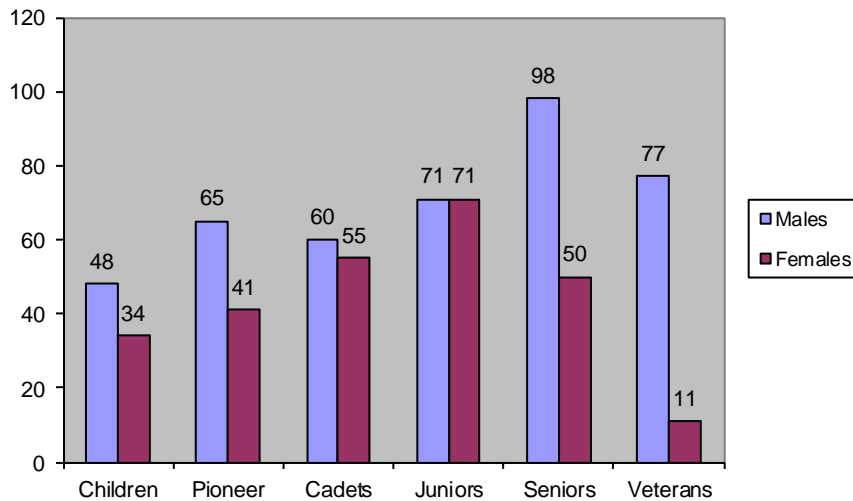
Tab.17. Number of athletes and employees in table tennis

Municipality	Number of athletes												Number of employees			
	Children		Pioneers		Cadets		Juniors		Seniors		Veterans		Sports Officials		Other workers	
	Total	Female	Total	Female	Total	Female	Total	Female	Total	Female	Total	Female	Total	Female	Total	Female
Deçani	-	-	-	-	-	-	-	-	-	-	-	-	-	-	-	-
Gjakova	-	-	5	-	5	-	5	-	7	-	-	-	2	-	3	-
Glogovci	-	-	-	-	-	-	-	-	-	-	-	-	-	-	-	-
Gjilani	2	2	2	2	2	2	6	6	-	-	-	-	3	-	-	-
Dragashi	-	-	-	-	-	-	-	-	-	-	-	-	-	-	-	-
Istogu	-	-	-	-	-	-	-	-	-	-	-	-	-	-	-	-
Kaçaniku	15	-	30	10	35	15	35	20	50	20	-	-	5	3	6	3
Klina	-	-	-	-	-	-	-	-	-	-	-	-	-	-	-	-
Fushë Kosova	-	-	-	-	-	-	-	-	-	-	-	-	-	-	-	-
Kamenica	-	-	-	-	-	-	-	-	-	-	-	-	-	-	-	-
Mitrovica	-	-	-	-	-	-	-	-	13	-	-	-	3	-	-	-
Leposaviqi	:	:	:	:	:	:	:	:	:	:	:	:	:	:	:	:
Lipjani	-	-	-	-	-	-	-	-	-	-	-	-	-	-	-	-
Novobërda	-	-	-	-	-	-	-	-	-	-	-	-	-	-	-	-
Obiliqi	-	-	-	-	-	-	-	-	-	-	-	-	-	-	-	-
Rahoveci	-	-	-	-	-	-	-	-	-	-	-	-	-	-	-	-
Peja	-	-	-	-	-	-	-	-	-	-	-	-	-	-	-	-
Podujeva	-	-	-	-	-	-	-	-	-	-	-	-	-	-	-	-
Prishtina	22	11	23	8	9	6	20	8	19	6	4	1	5	1	6	3
Prizreni	30	15	30	15	30	15	30	15	30	15	20	10	24	12	18	9
Skënderaj	-	-	-	-	17	13	26	20	11	8	1	-	4	1	1	-
Shtime	-	-	-	-	-	-	-	-	-	-	-	-	-	-	-	-
Shtërpce	-	-	-	-	-	-	-	-	-	-	-	-	-	-	-	-
Suhareka	8	3	6	2	3	-	10	-	-	-	-	-	3	-	-	-
Ferizaji	5	3	10	4	10	4	5	2	8	1	5	-	7	-	4	-
Vitia	-	-	-	-	-	-	-	-	-	-	50	-	3	-	2	-
Vushtrria	-	-	-	-	4	-	5	-	10	-	8	-	5	-	6	-
Zubin Potoku	:	:	:	:	:	:	:	:	:	:	:	:	:	:	:	:
Zveçani	:	:	:	:	:	:	:	:	:	:	:	:	:	:	:	:
Malisheva	-	-	-	-	-	-	-	-	-	-	-	-	-	-	-	-
Total 2011	82	34	106	41	115	55	142	71	148	50	88	11	64	17	46	15
Total 2010	33	9	77	33	126	57	128	57	137	37	50	-	35	3	30	3
Difference	49	25	29	8	-11	-2	14	14	11	13	38	11	29	14	16	12

Graph 31. Number of athletes in tennis for 2011



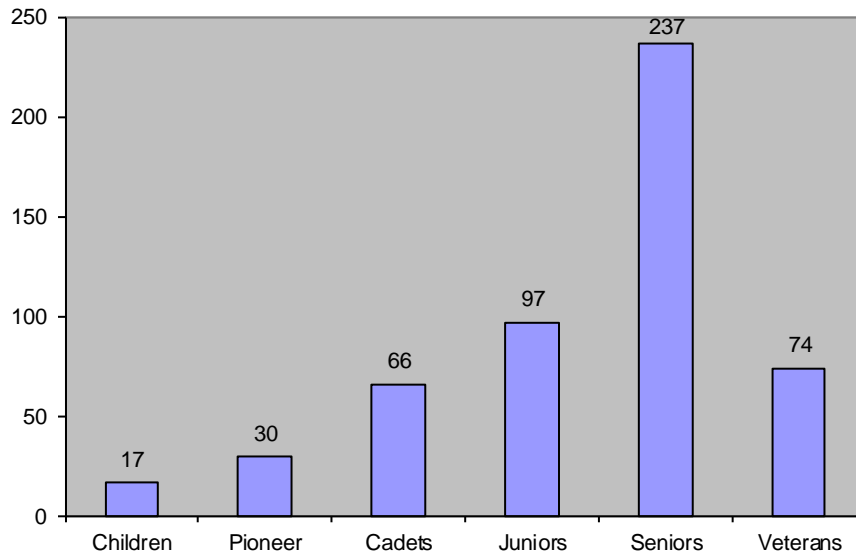
Graph 32. Number of athletes in tennis by gender for 2011



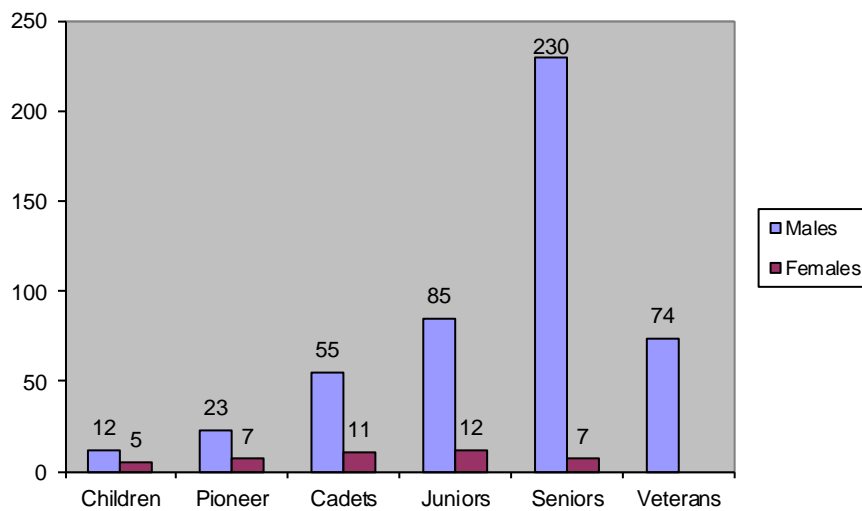
Tab.18. Number of athletes and employees in chess

Municipality	Number of athletes												Number of employees			
	Children		Pioneers		Cadets		Juniors		Seniors		Veterans		Sports Officials		Other workers	
	Total	Female	Total	Female	Total	Female	Total	Female	Total	Female	Total	Female	Total	Female	Total	Female
Deçani	-	-	-	-	-	-	-	-	-	-	-	-	-	-	-	-
Gjakova	-	-	-	-	-	-	-	-	-	-	-	-	-	-	-	-
Glogovci	-	-	-	-	-	-	-	-	-	-	-	-	-	-	-	-
Gjilani	-	-	-	-	-	-	-	-	-	-	-	-	-	-	-	-
Dragashi	-	-	-	-	-	-	-	-	-	-	-	-	-	-	-	-
Istogu	-	-	-	-	-	-	-	-	-	-	-	-	-	-	-	-
Kaçaniku	-	-	-	-	-	-	-	-	-	-	-	-	-	-	-	-
Klina	-	-	-	-	-	-	-	-	-	-	-	-	-	-	-	-
Fushë Kosova	-	-	-	-	-	-	-	-	-	-	-	-	-	-	-	-
Kamenica	9	3	5	-	6	-	4	-	15	-	6	-	2	-	3	-
Mitrovica	8	2	20	5	16	4	17	5	59	3	-	-	6	1	12	-
Leposaviqi	:	:	:	:	:	:	:	:	:	:	:	:	:	:	:	:
Lipjani	-	-	-	-	-	-	6	-	15	-	3	-	1	-	1	-
Novobërda	-	-	-	-	-	-	-	-	-	-	-	-	-	-	-	-
Obiliqi	-	-	-	-	-	-	-	-	-	-	-	-	-	-	-	-
Rahoveci	-	-	-	-	18	-	20	-	15	-	10	-	4	-	2	-
Peja	-	-	-	-	-	-	-	-	10	-	3	-	2	-	6	-
Podujeva	-	-	-	-	-	-	-	-	-	-	-	-	-	-	-	-
Prishtina	-	-	5	2	6	1	11	3	52	2	10	-	9	1	12	2
Prizreni	-	-	-	-	-	-	-	-	-	-	-	-	-	-	-	-
Skënderaj	-	-	-	-	6	3	13	4	16	2	5	-	-	-	4	-
Shtime	-	-	-	-	-	-	-	-	-	-	-	-	-	-	-	-
Shtërpce	-	-	-	-	-	-	-	-	-	-	-	-	-	-	-	-
Suhareka	-	-	-	-	-	-	10	-	10	-	2	-	6	-	2	-
Ferizaji	-	-	-	-	14	3	16	-	27	-	35	-	11	-	6	-
Vitia	-	-	-	-	-	-	-	-	-	-	-	-	-	-	-	-
Vushtrria	-	-	-	-	-	-	-	-	18	-	-	-	4	-	-	-
Zubin Potoku	:	:	:	:	:	:	:	:	:	:	:	:	:	:	:	:
Zveçani	:	:	:	:	:	:	:	:	:	:	:	:	:	:	:	:
Malisheva	-	-	-	-	-	-	-	-	-	-	-	-	-	-	-	-
Total 2011	17	5	30	7	66	11	97	12	237	7	74	-	45	2	48	2
Total 2010	14	2	32	5	61	4	105	8	245	3	57	-	49	1	25	-
Difference	3	3	-2	2	5	7	-8	4	-8	4	17	-	-4	1	23	2

Graph 33. Number of athletes in chess for 2011



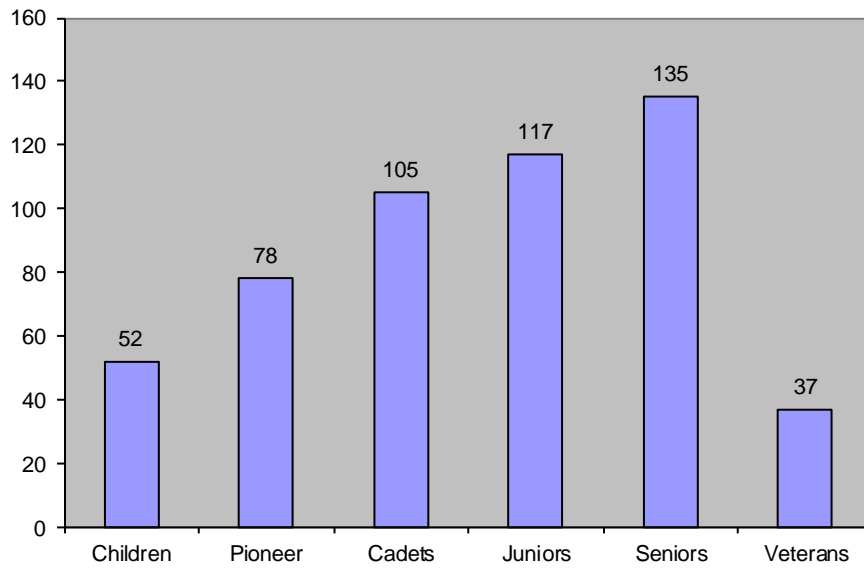
Graph 34. Number of athletes in chess for 2011



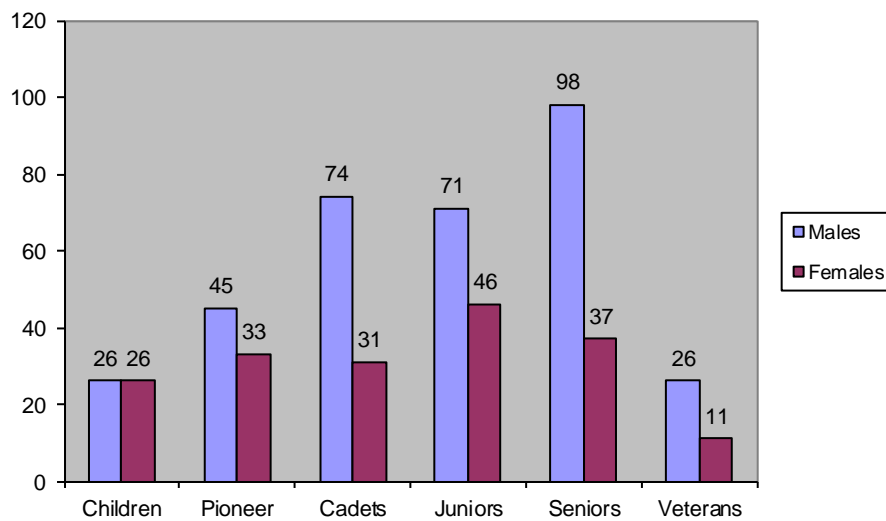
Tab.19. Number of athletes and employees in shooting

Municipality	Number of athletes												Number of employees			
	Children		Pioneers		Cadets		Juniors		Seniors		Veterans		Sports Officials		Other workers	
	Total	Female	Total	Female	Total	Female	Total	Female	Total	Female	Total	Female	Total	Female	Total	Female
Deçani
Gjakova
Glogovci	.	.	6	3	10	5	15	5	15	5	.	.	11	2	8	.
Gjilani
Dragashi
Istogu
Kaçaniku
Klina
Fushë Kosova
Kamenica
Mitrovica
Leposaviqi
Lipjani
Novobërda
Obiliqi	13	7	10	4	10	.	3	.	1	.
Rahoveci
Peja
Podujeva
Prishtina	32	14	38	15	72	17	60	26	54	25	23	11	42	17	37	14
Prizreni
Skënderaj	20	12	20	15	14	9	8	4	4	1	1	.	.	.	1	.
Shtime
Shtërpce
Suhareka	10	4	12	2	2	.	4	.	2	.
Ferizaji
Vitia	.	.	14	.	9	.	11	.	40	.	1	.	7	2	.	.
Vushtrria
Zubin Potoku
Zveçani
Malisheva
Total 2011	52	26	78	33	105	31	117	46	135	37	37	11	67	21	49	14
Total 2010	7	4	28	12	39	17	54	22	64	15	24	8	12	1	10	2
Difference	45	22	50	21	66	14	63	24	71	22	13	3	55	20	39	12

Graph 35. Number of athletes in shooting for 2011



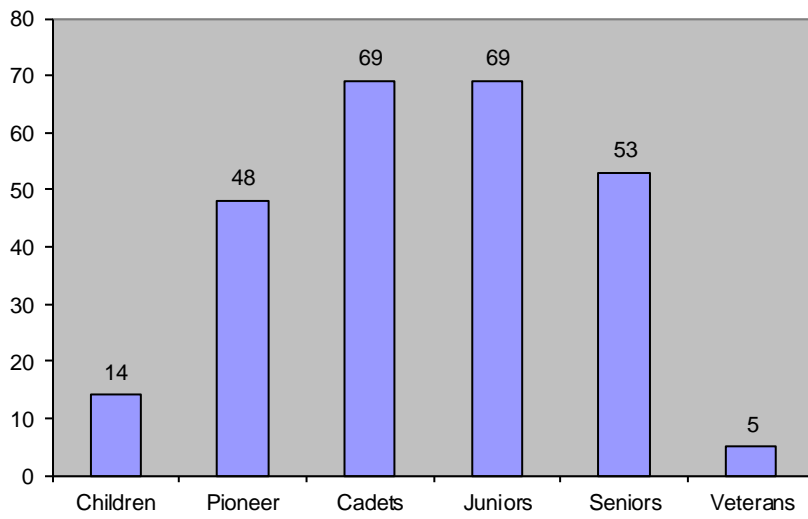
Graph 36. Number of athletes in shooting for 2011



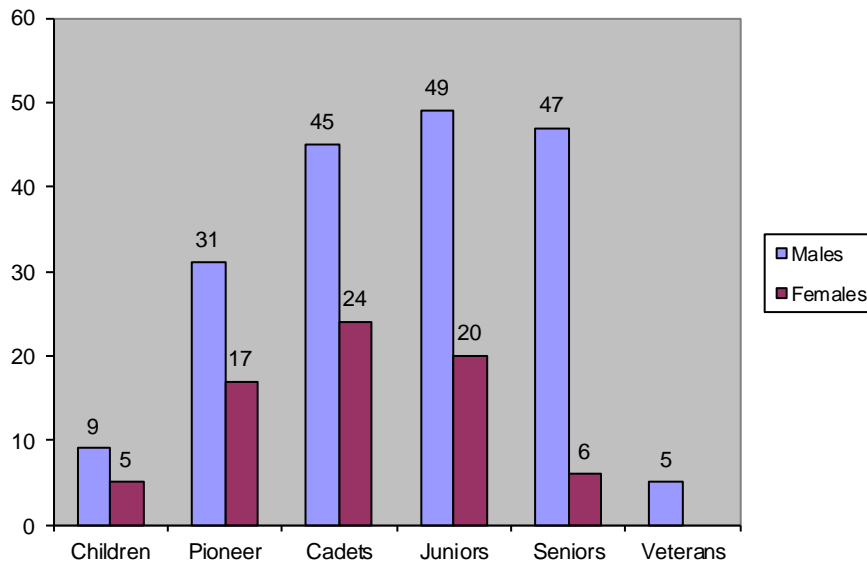
Tab.20. Number of athletes and employees in skiing

Municipality	Number of athletes												Number of employees			
	Children		Pioneers		Cadets		Juniors		Seniors		Veterans		Sports Officials		Other workers	
	Total	Female	Total	Female	Total	Female	Total	Female	Total	Female	Total	Female	Total	Female	Total	Female
Deçani	-	-	-	-	-	-	-	-	-	-	-	-	-	-	-	-
Gjakova	-	-	7	2	13	3	15	5	11	1	-	-	2	-	3	-
Glogovci	-	-	-	-	-	-	-	-	-	-	-	-	-	-	-	-
Gjilani	-	-	-	-	-	-	-	-	-	-	-	-	-	-	-	-
Dragashi	3	1	3	-	1	-	1	-	2	-	1	-	1	-	3	-
Istogu	-	-	-	-	-	-	-	-	-	-	-	-	-	-	-	-
Kaçaniku	-	-	-	-	-	-	-	-	-	-	-	-	-	-	-	-
Klina	-	-	-	-	-	-	-	-	-	-	-	-	-	-	-	-
Fushë Kosova	-	-	-	-	-	-	-	-	-	-	-	-	-	-	-	-
Kamenica	-	-	-	-	-	-	-	-	-	-	-	-	-	-	-	-
Mitrovica	2	-	4	1	2	1	3	1	1	1	-	-	1	1	3	1
Leposaviqi	:	:	:	:	:	:	:	:	:	:	:	:	:	:	:	:
Lipjani	-	-	-	-	-	-	-	-	-	-	-	-	-	-	-	-
Novobërda	-	-	-	-	-	-	-	-	-	-	-	-	-	-	-	-
Obiliqi	-	-	10	5	12	5	10	3	12	-	-	-	2	-	-	-
Rahoveci	-	-	-	-	-	-	-	-	-	-	-	-	-	-	-	-
Peja	2	-	3	-	4	-	3	-	5	-	-	-	5	-	2	-
Podujeva	-	-	-	-	-	-	-	-	-	-	-	-	-	-	-	-
Prishtina	7	4	8	4	8	3	9	4	10	4	4	-	6	1	10	2
Prizreni	-	-	-	-	-	-	-	-	-	-	-	-	-	-	-	-
Skënderaj	-	-	-	-	-	-	-	-	-	-	-	-	-	-	-	-
Shtime	-	-	-	-	-	-	-	-	-	-	-	-	-	-	-	-
Shtërpce	-	-	-	-	-	-	-	-	-	-	-	-	-	-	-	-
Suhareka	-	-	-	-	-	-	-	-	-	-	-	-	-	-	-	-
Ferizaji	-	-	13	5	29	12	28	7	12	-	-	-	9	-	3	-
Vitia	-	-	-	-	-	-	-	-	-	-	-	-	-	-	-	-
Vushtrria	-	-	-	-	-	-	-	-	-	-	-	-	-	-	-	-
Zubin Potoku	:	:	:	:	:	:	:	:	:	:	:	:	:	:	:	:
Zveqani	:	:	:	:	:	:	:	:	:	:	:	:	:	:	:	:
Malisheva	-	-	-	-	-	-	-	-	-	-	-	-	-	-	-	-
Total 2011	14	5	48	17	69	24	69	20	53	6	5	-	26	2	24	3
Total 2010	65	26	99	35	80	35	87	26	98	19	27	7	33	7	49	6
Difference	-51	-21	-51	-18	-11	-11	-18	-6	-45	-13	-22	-7	-7	-5	-25	-3

Graph 37. Number of athletes in skiing to 2011



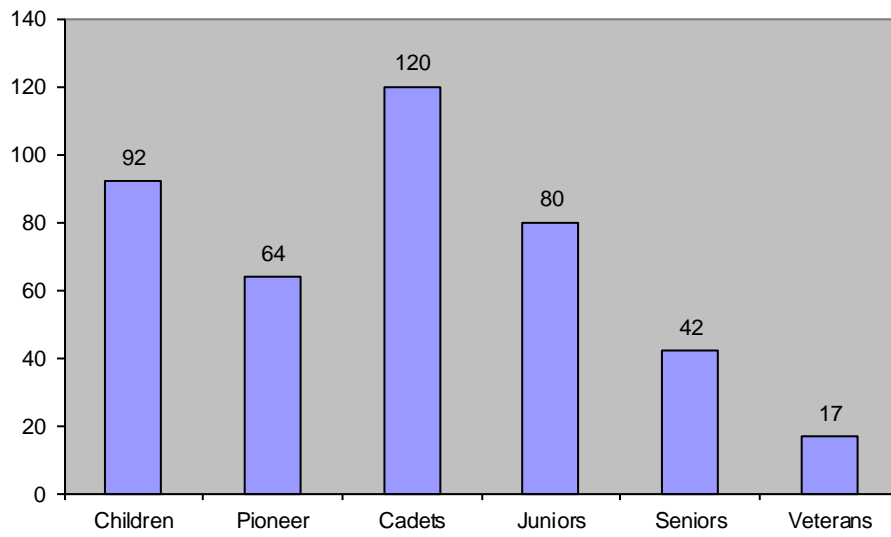
Graph 38. Number of athletes in skiing by gender for 2011



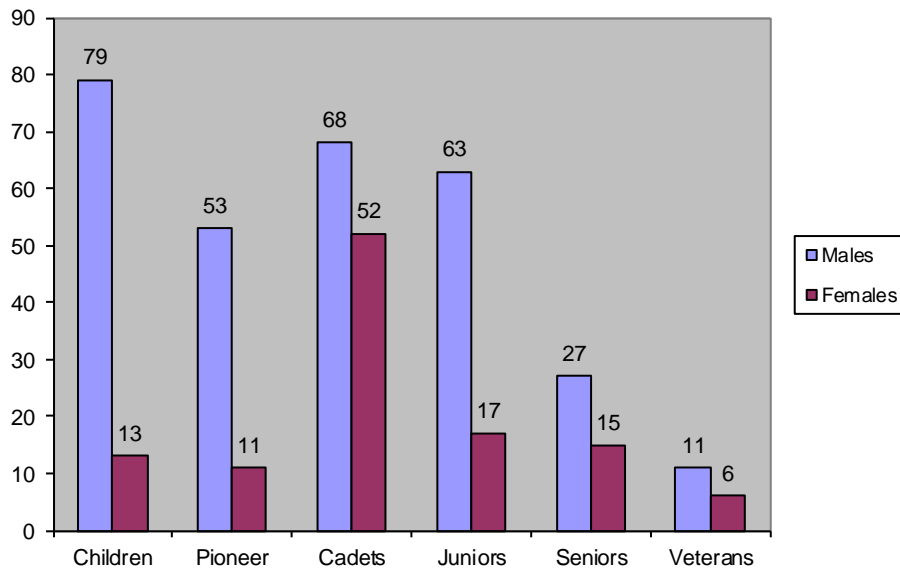
Tab. 21. Number of athletes and employees in taekwondo

Municipality	Number of athletes												Number of employees			
	Children		Pioneers		Cadets		Juniors		Seniors		Veterans		Sports Officials		Other workers	
	Total	Female	Total	Female	Total	Female	Total	Female	Total	Female	Total	Female	Total	Female	Total	Female
Deçani	-	-	-	-	-	-	-	-	-	-	-	-	-	-	-	-
Gjakova	-	-	-	-	12	2	7	2	7	2	-	-	2	-	3	-
Glogovci	-	-	-	-	-	-	-	-	-	-	-	-	-	-	-	-
Gjilani	-	-	-	-	-	-	-	-	-	-	-	-	-	-	-	-
Dragashi	-	-	-	-	-	-	-	-	-	-	-	-	-	-	-	-
Istogu	-	-	-	-	-	-	-	-	-	-	-	-	-	-	-	-
Kaçaniku	15	-	25	-	20	-	20	-	-	-	-	-	2	-	2	-
Klina	-	-	-	-	-	-	-	-	-	-	-	-	-	-	-	-
Fushë Kosova	-	-	-	-	-	-	-	-	-	-	-	-	-	-	-	-
Kamenica	-	-	-	-	-	-	-	-	-	-	-	-	-	-	-	-
Mitrovica	2	-	-	-	-	-	2	-	2	-	1	-	-	-	-	-
Leposaviq	:	:	:	:	:	:	:	:	:	:	:	:	:	:	:	:
Lipjani	-	-	-	-	-	-	-	-	-	-	-	-	-	-	-	-
Novobërda	-	-	-	-	-	-	-	-	-	-	-	-	-	-	-	-
Obiliqi	-	-	-	-	-	-	-	-	-	-	-	-	-	-	-	-
Rahoveci	-	-	-	-	-	-	-	-	-	-	-	-	-	-	-	-
Peja	-	-	2	-	16	-	10	-	5	-	-	-	2	-	4	-
Podujeva	-	-	-	-	-	-	-	-	-	-	-	-	-	-	-	-
Prishtina	73	13	25	7	65	49	30	14	25	13	16	6	7	1	5	1
Prizreni	-	-	-	-	-	-	-	-	-	-	-	-	-	-	-	-
Skënderaj	-	-	-	-	-	-	-	-	-	-	-	-	-	-	-	-
Shtime	-	-	-	-	-	-	-	-	-	-	-	-	-	-	-	-
Shtërpce	-	-	-	-	-	-	-	-	-	-	-	-	-	-	-	-
Suhareka	-	-	10	4	3	1	11	1	1	-	-	-	-	-	-	-
Ferizaj	-	-	-	-	-	-	-	-	-	-	-	-	-	-	-	-
Vitia	-	-	-	-	-	-	-	-	-	-	-	-	-	-	-	-
Vushtrria	-	-	-	-	-	-	-	-	-	-	-	-	-	-	-	-
Zubin Potoku	:	:	:	:	:	:	:	:	:	:	:	:	:	:	:	:
Zveçani	:	:	:	:	:	:	:	:	:	:	:	:	:	:	:	:
Malisheva	2	-	2	-	4	-	-	-	2	-	-	-	1	-	1	-
Total 2011	92	13	64	11	120	52	80	17	42	15	17	6	14	1	15	1
Total 2010	39	-	59	16	72	6	82	13	31	11	2	-	15	2	12	2
Difference	53	13	5	-5	48	46	-2	4	11	4	15	6	-1	-1	3	-1

Graph 39. Number of athletes in taekwondo for 2011



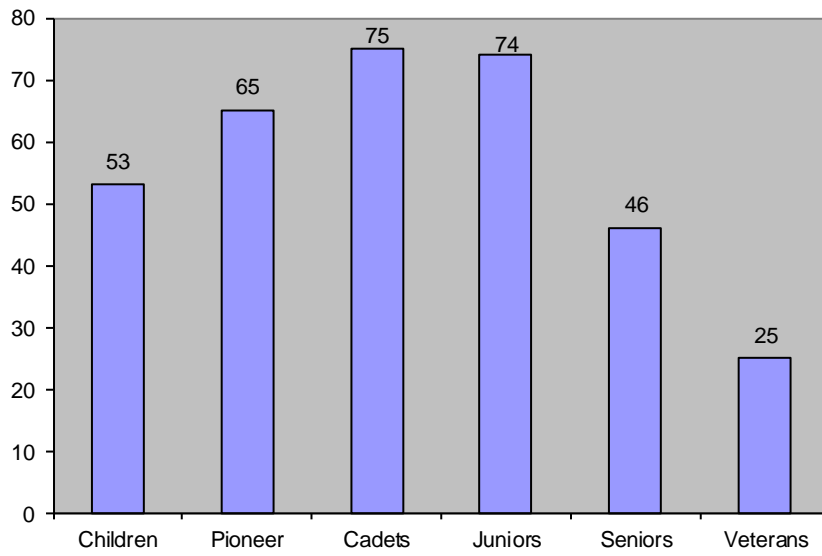
Graph 40. Number of athletes in taekwondo by gender for 2011



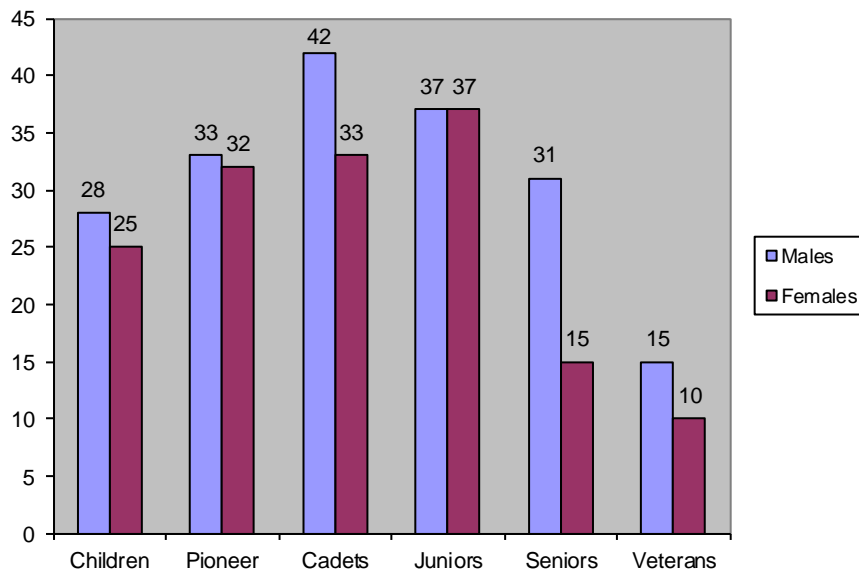
Tab.22. Number of athletes and employees in tennis

Municipality	Number of athletes												Number of employees			
	Children		Pioneers		Cadets		Juniors		Seniors		Veterans		Sports Officials		Other workers	
	Total	Female	Total	Female	Total	Female	Total	Female	Total	Female	Total	Female	Total	Female	Total	Female
Deçani
Gjakova	10	5	10	5	10	5	.	.	2	.	3	.
Glogovci
Gjilani
Dragashi
Istogu
Kaçaniku
Klina
Fushë Kosova
Kamenica
Mitrovica	.	.	3	2	4	2	8	6	3	.	.	.	2	.	2	.
Leposaviqi
Lipjani
Novobërda
Obiliqi
Rahoveci
Peja	13	5	12	5	21	6	16	6	13	.	5	.	10	.	2	.
Podujeva
Prishtina
Prizreni	40	20	50	25	40	20	40	20	20	10	20	10	6	3	6	3
Skënderaj
Shtime
Shtërpce
Suhareka
Ferizaji
Vitia
Vushtrria
Zubin Potoku
Zveçani
Malisheva
Total 2011	53	25	65	32	75	33	74	37	46	15	25	10	20	3	13	3
Total 2010	3	2	31	15	32	15	37	18	6	-	-	-	8	-	8	-
Difference	50	23	34	17	43	18	37	19	40	15	25	10	12	3	5	3

Graph 41. Number of athletes in tennis for 2011



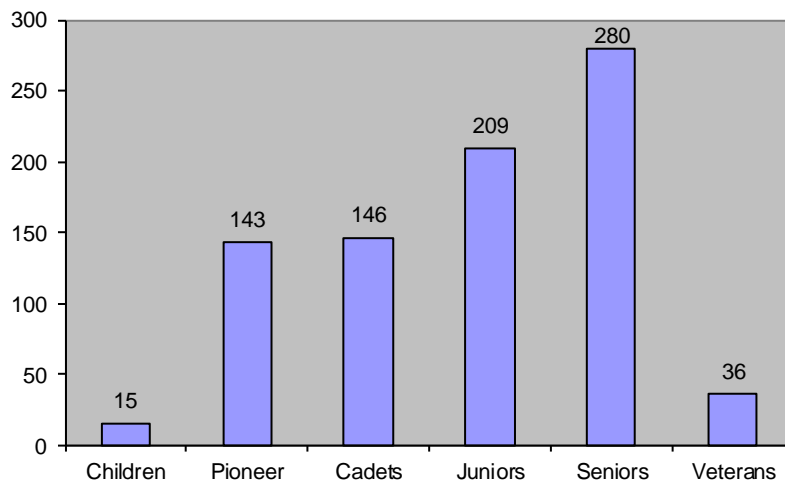
Graph 42. Number of athletes in tennis for 2011



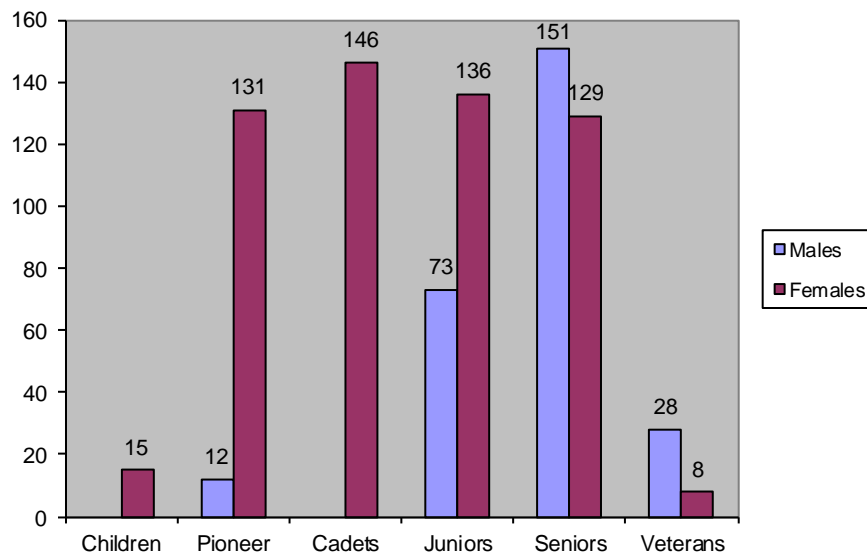
Tab.23. Number of athletes and employees in volleyball

Municipality	Number of athletes												Number of employees			
	Children		Pioneers		Cadets		Juniors		Seniors		Veterans		Sports Officials		Other workers	
	Total	Female	Total	Female	Total	Female	Total	Female	Total	Female	Total	Female	Total	Female	Total	Female
Deçani	-	-	-	-	-	-	-	-	-	-	-	-	-	-	-	-
Gjakova	-	-	-	-	-	-	-	-	-	-	-	-	-	-	-	-
Glogovci	-	-	12	12	14	14	18	18	18	18	-	-	14	3	19	4
Gjilani	-	-	15	15	15	15	23	15	27	15	-	-	3	-	5	-
Dragashi	-	-	-	-	-	-	-	-	-	-	-	-	-	-	-	-
Istogu	-	-	-	-	-	-	-	-	-	-	-	-	-	-	-	-
Kaçaniku	-	-	-	-	-	-	-	-	-	-	-	-	-	-	-	-
Klina	-	-	-	-	-	-	-	-	-	-	-	-	-	-	-	-
Fushë Kosova	-	-	-	-	-	-	-	-	30	30	-	-	5	2	-	-
Kamenica	-	-	28	28	20	20	25	25	21	21	3	3	4	2	7	-
Mitrovica	-	-	34	34	68	68	18	18	-	-	-	-	4	4	12	12
Leposaviqi	:	:	:	:	:	:	:	:	:	:	:	:	:	:	:	:
Lipjani	-	-	-	-	12	12	16	16	41	16	-	-	3	-	6	2
Novobërda	-	-	-	-	-	-	-	-	-	-	-	-	-	-	-	-
Obiliqi	-	-	-	-	-	-	-	-	-	-	-	-	-	-	-	-
Rahoveci	-	-	-	-	-	-	-	-	-	-	-	-	-	-	-	-
Peja	-	-	-	-	-	-	8	-	20	-	8	-	2	-	10	-
Podujeva	-	-	-	-	-	-	-	-	-	-	-	-	-	-	-	-
Prishtina	-	-	-	-	-	-	-	-	-	-	-	-	-	-	-	-
Prizreni	-	-	-	-	-	-	-	-	-	-	-	-	-	-	-	-
Skënderaj	-	-	-	-	7	7	20	9	20	4	-	-	-	-	1	1
Shtime	-	-	-	-	-	-	-	-	-	-	-	-	-	-	-	-
Shtërpce	-	-	-	-	-	-	-	-	12	-	-	-	-	-	-	-
Suhareka	-	-	24	12	-	-	20	10	8	-	-	-	8	-	-	-
Ferizaji	-	-	15	15	-	-	51	15	60	20	-	-	8	1	2	-
Vitia	15	15	15	15	10	10	10	10	5	5	5	5	5	5	5	5
Vushtrria	-	-	-	-	-	-	-	-	18	-	20	-	7	-	-	-
Zubin Potoku	:	:	:	:	:	:	:	:	:	:	:	:	:	:	:	:
Zveçani	:	:	:	:	:	:	:	:	:	:	:	:	:	:	:	:
Malisheva	-	-	-	-	-	-	-	-	-	-	-	-	-	-	-	-
Total 2011	15	15	143	131	146	146	209	136	280	129	36	8	63	17	67	24
Total 2010	32	22	93	81	168	142	287	208	276	130	20	13	48	12	57	25
Difference	-17	-7	50	50	-22	4	-78	-72	4	-1	16	-5	15	5	10	-1

Graph 43. Number of athletes in volleyball for 2011



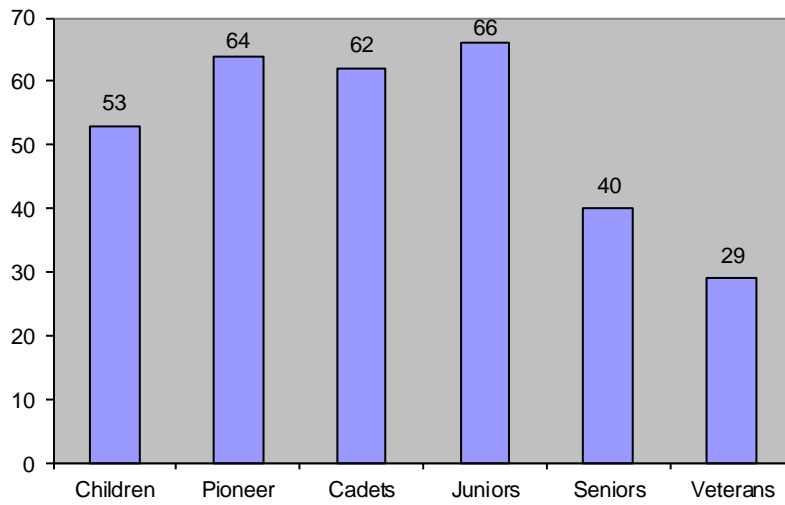
Graph 44. Number of athletes in volleyball by gender for 2011



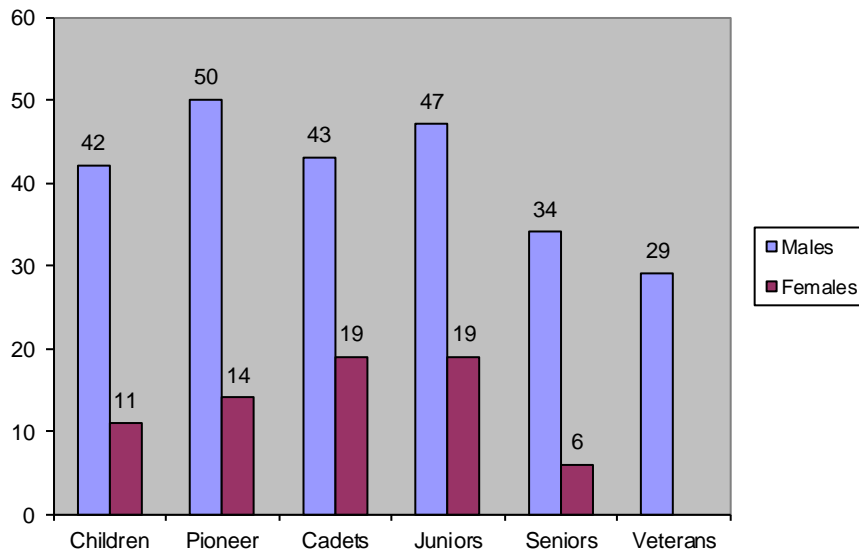
Tab.24. Number of athletes and employees in judo

Municipality	Number of athletes												Number of employees			
	Children		Pioneers		Cadets		Juniors		Seniors		Veterans		Sports Officials		Other workers	
	Total	Female	Total	Female	Total	Female	Total	Female	Total	Female	Total	Female	Total	Female	Total	Female
Deçani	-	-	-	-	-	-	-	-	-	-	-	-	-	-	-	-
Gjakova	-	-	-	-	-	-	-	-	-	-	-	-	-	-	-	-
Glogovci	-	-	-	-	-	-	-	-	-	-	-	-	-	-	-	-
Gjilani	2	-	4	-	3	-	5	-	2	-	-	-	2	-	2	-
Dragashi	-	-	-	-	-	-	-	-	-	-	-	-	-	-	-	-
Istogu	-	-	-	-	-	-	-	-	-	-	-	-	-	-	-	-
Kaçaniku	-	-	-	-	-	-	-	-	-	-	-	-	-	-	-	-
Klina	-	-	-	-	-	-	-	-	-	-	-	-	-	-	-	-
Fushë Kosova	-	-	-	-	-	-	-	-	-	-	-	-	-	-	-	-
Kamenica	-	-	-	-	-	-	-	-	-	-	-	-	-	-	-	-
Mitrovica	10	-	13	-	11	6	7	3	6	1	6	-	3	-	2	-
Leposaviqi	:	:	:	:	:	:	:	:	:	:	:	:	:	:	:	:
Lipjani	-	-	-	-	-	-	-	-	-	-	-	-	-	-	-	-
Novobërda	-	-	-	-	-	-	-	-	-	-	-	-	-	-	-	-
Obiliqi	-	-	-	-	-	-	-	-	-	-	-	-	-	-	-	-
Rahoveci	-	-	-	-	-	-	-	-	-	-	-	-	-	-	-	-
Peja	17	5	22	5	20	5	19	6	22	5	5	-	12	-	7	-
Podujeva	-	-	-	-	-	-	-	-	-	-	-	-	-	-	-	-
Prishtina	-	-	-	-	-	-	-	-	-	-	-	-	-	-	-	-
Prizreni	8	4	12	6	10	5	20	10	-	-	-	-	4	2	6	3
Skënderaj	-	-	-	-	-	-	-	-	-	-	-	-	-	-	-	-
Shtime	-	-	-	-	-	-	-	-	-	-	-	-	-	-	-	-
Shtërpce	-	-	-	-	-	-	-	-	-	-	-	-	-	-	-	-
Suhareka	-	-	-	-	-	-	-	-	-	-	-	-	-	-	-	-
Ferizaji	16	2	13	3	18	3	15	-	10	-	18	-	5	-	7	-
Vitia	-	-	-	-	-	-	-	-	-	-	-	-	-	-	-	-
Vushtrria	-	-	-	-	-	-	-	-	-	-	-	-	-	-	-	-
Zubin Potoku	:	:	:	:	:	:	:	:	:	:	:	:	:	:	:	:
Zveçani	:	:	:	:	:	:	:	:	:	:	:	:	:	:	:	:
Malisheva	-	-	-	-	-	-	-	-	-	-	-	-	-	-	-	-
Total 2011	53	11	64	14	62	19	66	19	40	6	29	-	26	2	24	3
Total 2010	16	4	47	29	90	27	64	29	23	4	-	-	26	-	9	-
Difference	37	7	17	-15	-28	-8	2	-10	17	2	29	-	-	2	15	3

Graph 45. Number of athletes in judo for 2011



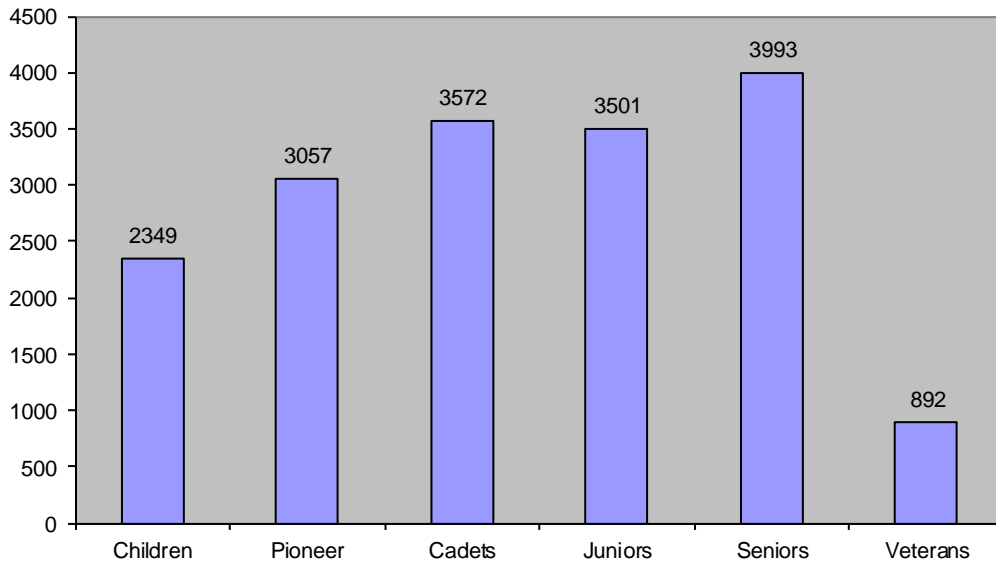
Graph 46. Number of athletes in judo by gender for 2011



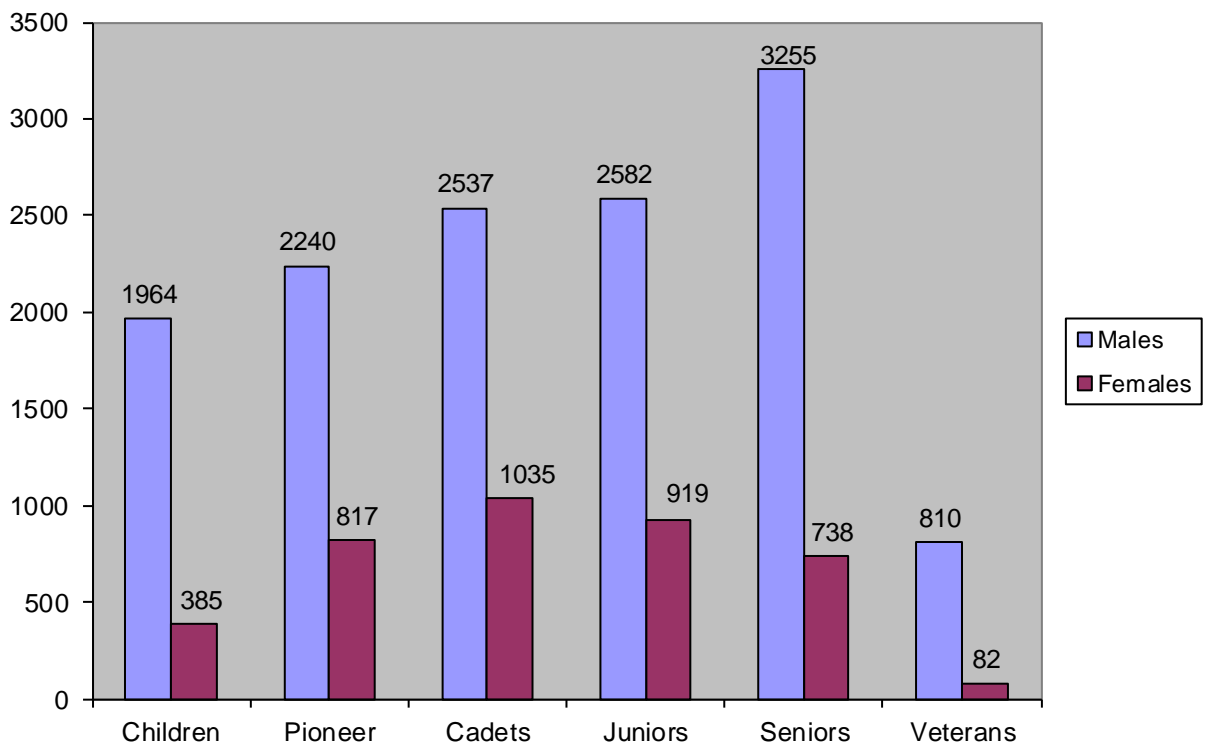
Tab. 25. Number of athletes according to the type of sport

Type of sport	Children		Pioneers		Cadets		Juniors		Seniors		Veterans	
	Total	Female	Total	Female	Total	Female	Total	Female	Total	Female	Total	Female
Aronautic	29	12	23	13	31	5	27	10	29	-	6	-
Athletic	67	34	105	46	95	46	116	49	76	29	30	8
Car race	2	-	12	5	13	5	64	25	67	21	2	1
Basketball	209	57	329	140	411	190	430	195	303	131	19	-
Hiking	52	25	60	29	133	62	132	49	83	25	50	10
Bodi-Building	12	-	12	2	38	5	106	11	185	12	81	12
Boxing	18	-	18	-	48	-	114	2	93	-	-	-
Cycling	-	-	11	9	27	2	42	7	38	-	10	-
Football	1188	-	1136	2	1036	3	855	2	1227	-	273	-
Handball	49	10	268	119	376	167	290	120	482	203	23	-
Karate	224	87	245	102	281	106	190	59	139	39	25	4
Kick-Boxing	9	-	53	15	94	21	73	13	80	5	3	-
Wrestling	40	-	65	-	63	-	62	-	47	-	16	-
Swimming	63	23	96	39	117	48	72	19	48	8	10	1
Fishing	9	3	36	-	51	4	74	-	115	-	33	-
Table tennis	82	34	106	41	115	55	142	71	148	50	88	11
Chess	17	5	30	7	66	11	97	12	237	7	74	-
Shooting	52	26	78	33	105	31	117	46	135	37	37	11
Skiing	14	5	48	17	69	24	69	20	53	6	5	-
Taekwondo	92	13	64	11	120	52	80	17	42	15	17	6
Tennis	53	25	65	32	75	33	74	37	46	15	25	10
Volley-ball	15	15	143	131	146	146	209	136	280	129	36	8
Judo	53	11	64	14	62	19	66	19	40	6	29	-
Total 2011	2349	385	3067	807	3572	1035	3501	919	3993	738	892	82
Total 2010	1824	312	2881	790	3128	764	3299	852	3552	653	706	72
Difference	525	73	186	17	444	271	202	67	441	85	186	10

Graph 47. Number of athletes according to the type of sport for 2011



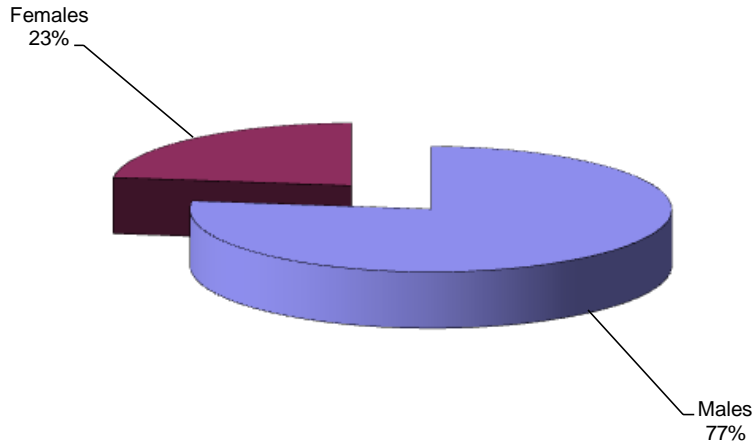
Graph 48. Number of athletes according to the type of sport and gender for 2011



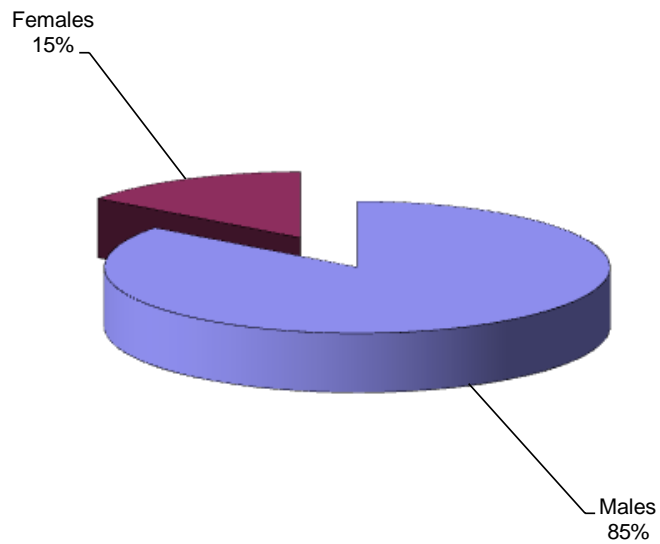
Tab.26. Number of athletes and the number of employees by type of sport

Type of sport	Number of athletes		Number of employees	
	Total	Females	Total	Females
Aeronautic	135	50	36	2
Athletic	489	212	105	17
Car racing	160	57	56	12
Basketball	1701	713	173	63
Hiking	510	200	88	23
Bodi-Building	434	42	66	7
Boxing	291	2	78	-
Cycling	128	18	34	6
Football	5715	7	518	4
Handball	1488	619	191	34
Karate	1104	397	130	29
Kick-Boxing	312	54	24	-
Wrestling	293	-	53	-
Swimming	406	138	34	3
Fishing	318	7	33	-
Table tennis	681	262	110	32
Chess	521	42	93	4
Shooting	524	184	116	35
Skiing	258	72	50	5
Taekwondo	415	114	29	2
Tennis	338	152	33	6
Volley-ball	829	565	130	41
Judo	314	69	50	5
Total 2011	17364	3976	2230	330
Total 2010	15390	3444	1718	214
Difference	1974	532	512	116

Graph 49. Number of athletes expressed in percentages by gender for 2011



Graph 50. Number of employees in sports clubs expressed in percentages by gender for 2011



Kosovo Agency of Statistics

short description

Kosovo Agency of Statistics is a professional institution which deals with collection, processing and publication of official statistical data. As such acts since 1948 and has passed through several historical stages, structured according to state regulation of those times.

On 2 August 1999, the Agency has resumed his professional work (after nine years of interruption of all statistical series detrimental to the interest of Kosovo), as an independent institution under the Ministry of Public Administration. Since 12.12.2011 the Agency operates in the frames of the Prime Minister's Office. Office is funded by the Kosovo Consolidated Budget, but also by donors for specific projects and for technical professional support.

Kosovo Agency of Statistics acts according to the Law No. 04/L-036 which entered into force on 12.12.2011. Strategic development plan 2009-2013 is the middle term implementation for the development of statistical system in correlation with the European Union statistics (EUROSTAT).

Kosovo Agency of Statistics has this organizational structure: production departments; (Department of Economic statistics and National Accounts, Department of Agriculture and Environment statistics and Department of Social statistics. **Support Departments;** Department of Methodology and Information Technology, Department of Policy Planning, Coordination and Communication, Department of Census and survey and Department of Administration. **Within the Agency we also established. Regional Offices;** Gjakove, Gjilan, Mitrovica, Peja, Prizren, Pristina and Ferizaj

In ASK are employed in total 139 workers, of them 104 (74,8 %) at the headquarters of the Agency, while in the Regional Offices, 35 (25,2%), with qualifying structure, 70,5% with university education to 29,5% with secondary education.

We have professional and technical cooperation with all Ministries of the Government of Kosovo, especially with the Ministry of Economy and Finance, Central Bank of Kosovo, with international institutions, EUROSTAT, International Monetary Fund, World Bank, Sweden's SIDA, DFID, UNFPA, UNDP, UNICEF, and with the statistical institutions of the countries in the region.

Kosovo Agency of Statistics almost completely covers the territory of Kosovo, based on the statistical structure of the enumeration areas as the basic unit and sole in the country from which it gets first hand information. All surveys conducted in the field use the extension of the samples in these enumeration areas but also a statistical methodology according to international recommendations. During the collection of statistical data and reports from reporting entities are involved professionals, technicians, administrators, servants of the country offices, field enumerators from regional offices, etc.

We have successfully implemented the project of Population Census, Households and Dwellings in 2011, Census that was not carried out since 1981. Results obtained from the Census will have an important role in compiling the development policies.

The mission of the Agency; to meet the needs of users with qualitative statistical data, objective, in time and space so that users have reliable base to conduct regular analysis in the interest of planning and project development at the municipal and country level. To support government institutions, scientific institutes, research academies, businesses in order to provide proper information for decision-makers and other users in Kosovo. Ongoing is preparation for the Census of Agriculture in Kosovo.

- **Address: KOSOVO AGENCY OF STATISTICS**
Street. "Zenel Salihu", No. 4, 10000 Pristina
- **Telephone:** +381 (0) 38 200 31 104
CEO: +381 (0) 38 200 31 112
- **Fax::** +381 (0) 38 235 033
- **E-mail:** social@rks-gov.net