

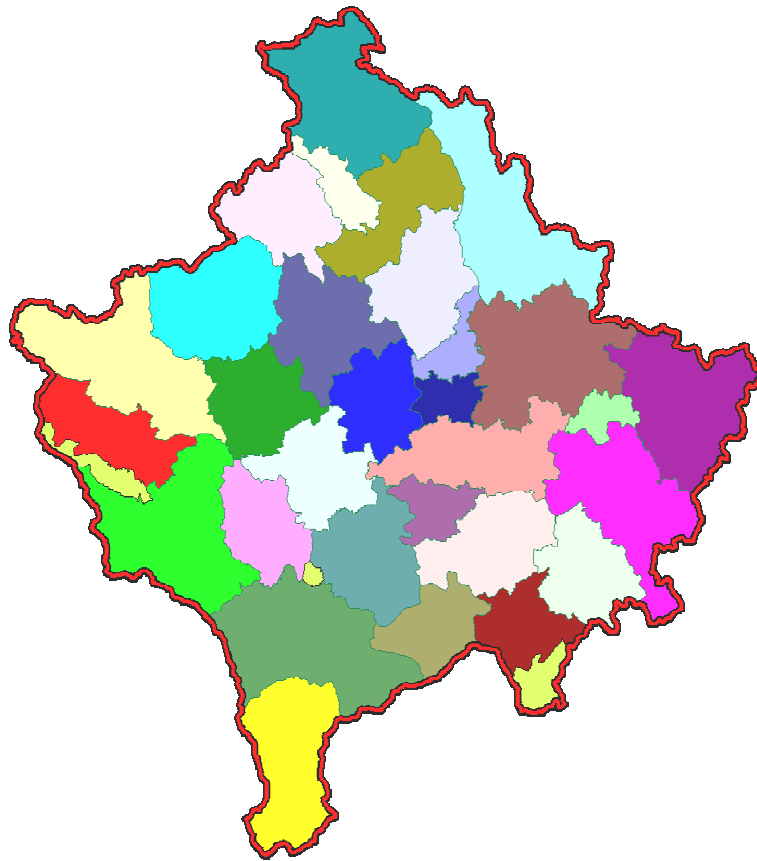


Republika e Kosovës
Republika Kosova-Republic of Kosovo
Qeveria - Vlada - Government

Ministria e Administratës Publike - Ministarstvo Javne Uprave - Ministry of Public Administration

Series 3: Economic Statistics

Hotel Statistics Q1 - 2011



ENTI I STATISTIKËS SË KOSOVËS
ZAVOD ZA STATISTIKU KOSOVA
STATISTICAL OFFICE OF KOSOVA

F o r e w o r d

Statistical Office of Kosovo (SOK), namely the Department of Economic Statistics and National Accounts, in 2008 began the research for hotel operations in Kosovo. During 2009, SOK has begun with the hotel publication on a quarterly basis. This publication presents a statistical summary of statistical data from hotel activity in Kosovo. Another data source is the Ministry of Trade and Industry (MTI), Department of Hotel and Tourism.

Based on continued demand from various internal and external users, and based on indicators published by Eurostat, which publishes the statistics for the hotel, we have presented data of interest.

The purpose of the publication is to highlight the development trend of this economic activity in Kosovo. This publication will serve as a useful reference base for all users of SOK statistical data, and as a useful and relevant information for the Kosovo economy.

We thank the SOK regional offices, the willingness of all hotels and sincere cooperation of the Ministry of Trade and Industry (MTI), namely the Department of Hotel and Tourism.

You can send your remarks, proposals and suggestions in email address:
economic@ks-gov.net.

Publication was prepared by:
Iliri T. Berisha – Director of Department
Fidan Aliu – Senior Official
Sulltane Gashi - Senior Official

Ahmet Cakolli – Official for Design

June, 2011

Acting Chief Executive Officer, SOK
Mr. Isa Krasniqi

Symbols and abbreviations

SOK	-	Statistical Office of Kosovo
MTI	-	Ministry of Trade and Industry
Q1	-	First-quarter
Q2	-	Second-quarter
Q3	-	Third Quarter
Q4	-	Fourth Quarter

: - The data is not available

- - Not applicable

% - Percentage

Content

	Page
Methodology	5
Coverage	5
and in the future will be part of this publication.	5
Definitions	5
Table 1. Hotel capacities in Kosovo	6
Table 2. Number of visitors (resident and not resident) and nights of stay, for 2008 and 2009	7
Table 2a. Number of visitors (resident and not resident) and nights of stay for period Q1/2008 – Q1/2009	7
Table 2b. Number of visitors (resident and not resident) and nights of stay for the period (January 2008 – March 2009)	8
Table 3. Number of visitors (resident and non resident) and nights of stay according to municipality in 2008, 2009 and 2010 and quarter (Q1 2009 – Q1 2011)	10
Table 4. Number of nights of stay of visitors (resident and non resident) according to municipality in 2008, 2009 and 2010 and Q1 2009 – Q1 2011	12
Table 5. Number of resident visitors in Kosovo municipalities during the period (January – December 2008)	14
Table 6. Number of nights of stay of non resident visitors in the municipalities of Kosovo during the period (January - December 2008)	18
Table 7. Number of non resident visitors by country of origin during the period (January - December 2008)	22
Table 8. Number of night of stay of non resident visitors by country of origin during the period (January - December 2008)	26

Methodology

Statistical Office of Kosovo (SOK) publishes data on Kosovo hotels for Q1 2011. Statistical information regarding the hotel and tourism activities are taken from statistical research organized throughout the country through regional statistical offices (total of 7).

Based in the SOK statistical program, data are obtained on the number of hotels, number of employees, the capacity for accommodation (rooms, beds), number of visitors and nights of stay by month, and foreign visitors by country.

Coverage

The number of hotels observed in total is 163, the number taken by the Ministry of Trade and Industry, Department of Hotel and Tourism. However, not all this number has answered/responded to our request for the data/records. In this publication are not included hotels such as hotel Iliria, hotel Besiana, and hotels from the municipality of Shtërpce as well as some hotel facilities of social sector in 2008 have been under renovation and preparing for the privatization process. Also, not included are the hotels and motels of unlicensed practice but who are on the procedure for obtaining the license and in the future will be part of this publication.

Definitions

Hotel

Hotel is an enterprise unit which in the business register is registered as hotel activity. Also, private hotel units are included in this group. Depending on the services that perform, these units are divided into hotels, motels, etc.

Tourism

Tourism comprises the activities of persons traveling and staying in different places than the place of their usual residence for a period not longer than one calendar year and the purpose of this trip is leisure, business or other.

Visitor

Is called a person who stays at least one night in a hotel facility in the country that he/she visits. For the purposes of tourism statistics, the term "visitor" represents a "person" who travels to a different place from where he/she lives, for a period less than 12 months. He/she can be resident (local) or non resident (or foreign).

Resident visitor is a person with permanent residence in Kosovo, which stays for at least one night in a different place in Kosovo.

Non resident visitor is considered a person with permanent residence abroad, but who stays temporarily in Kosovo for at least one night.

Table 1. Hotel capacities in Kosovo

Order No.	Municipality	Number of hotels	Number of rooms					Total
			One bed	Two beds	Three beds	Apartment	Residency	
1	Deçan	2	2	7	-	3	-	12
2	Gjakovë	6	110	31	4	4	2	151
3	Glllogoc	3	-	14	-	-	-	14
4	Gjilan	11	36	76	27	4	1	144
5	Dragash	1	3	5	4	-	-	12
6	Istog	4	22	21	1	1	-	45
7	Kaçanik	3	14	15	7	-	1	37
8	Klinë	6	44	42	1	10	-	97
9	Fushë Kosovë	8	44	66	6	3	1	120
10	Kamenicë	1	6	-	-	-	-	6
11	Mitrovicë	6	36	67	-	3	2	108
12	Leposaviq	:	:	:	:	:	:	:
13	Lipjan	13	84	71	2	2	-	159
14	Novo Bërdë	-	-	-	-	-	-	-
15	Obiliq	5	22	36	1	-	-	59
16	Rahovec	4	18	20	5	10	-	53
17	Pejë	9	33	51	8	8	1	101
18	Podujevë	-	-	-	-	-	-	-
19	Prishtinë	30	402	228	21	73	7	731
20	Prizren	15	52	108	20	17	-	197
21	Skenderaj	1	-	-	-	-	-	-
22	Shtime	4	4	22	2	-	-	28
23	Shtërpçë	:	:	:	:	:	:	:
24	Suharekë	3	8	23	3	1	-	35
25	Ferizaj	18	135	105	24	-	1	265
26	Viti	4	28	15	-	-	-	43
27	Vushtrri	3	21	23	-	2	1	47
28	Zubin Potok	:	:	:	:	:	:	:
29	Zveçan	:	:	:	:	:	:	:
30	Malishevë	3	-	-	-	-	-	-
	Total	163	1.124	1.046	136	141	17	2.464

Source: Ministry of Trade and Industry / Department of Hotel and Tourism

Based on data which has the Ministry of Trade and Industry (MTI) Department of Hotel and Tourism, and the Statistical Office of Kosovo (SOK), it appears that in all Kosovo municipalities the hotel activity is exercised by 163 licensed hotels with a total of 2,464 rooms. Cities that have the most hotels are: Pristina (30), Prizren (15), Ferizaj (18) and Lipjan (13).

Table 2. Number of visitors (resident and not resident) and nights of stay, for 2008 and 2009

Period	Number of visitors		Nights of stay	
	Resident	Non resident	Resident	Non resident
2008	19.678	24.616	22.602	46.910
2009	52.631	36.318	54.876	76.042
2010	44.662	34.382	45.123	76.394

Table 2a. Number of visitors (resident and not resident) and nights of stay for period Q1/2008 – Q1/2009

Period	Number of visitors		Nights of stay	
	Resident	Non resident	Resident	Non resident
Q1 2008	4.104	4.982	4.994	10.419
Q2 2008	5.142	6.380	5.824	12.428
Q3 2008	5.663	6.519	6.542	11.629
Q4 2008	4.769	6.735	5.242	12.434
Q1 2009	8.483	9.257	9.342	14.868
Q2 2009	13.040	7.599	14.082	17.103
Q3 2009	13.183	11.445	13.426	20.525
Q4 2009	17.925	8.017	18.026	23.546
Q1 2010	13.670	7.592	14.109	16.303
Q2 2010	16.789	10.208	16.789	21.478
Q3 2010	8.648	8.775	8.664	18.433
Q4 2010	5.556	7.807	5.561	20.180
Q1 2011	11.692	5.535	11.751	11.893

Table 2b. Number of visitors (resident and not resident) and nights of stay for the period (January 2008 – March 2009)

Period	Number of visitors		Nights of stay	
	Resident	Non resident	Resident	Non resident
Jan-08	1.337	1.502	1.785	2.735
Feb-08	1.232	1.630	1.448	4.023
Mar-08	1.535	1.850	1.761	3.661
Apr-08	1.612	2.042	1.930	4.059
May-08	1.658	2.165	1.750	4.318
Jun-08	1.872	2.173	2.144	4.051
Jul-08	1.884	2.157	2.039	4.113
Aug-08	1.962	2.022	2.233	3.512
Sep-08	1.817	2.340	2.270	4.004
Oct-08	1.672	2.604	1.851	4.803
Nov-08	1.534	2.289	1.717	4.304
Dec-08	1.563	1.842	1.674	3.327
Jan-09	2.691	3.011	2.948	4.495
Feb-09	2.704	2.965	3.031	4.728
Mar-09	3.088	3.281	3.363	5.645
Apr-09	4.026	2.376	4.354	5.434
May-09	4.322	2.708	4.706	5.883
Jun-09	4.692	2.515	5.022	5.786
Jul-09	4.157	3.509	4.183	6.656
Aug-09	4.695	3.896	4.728	6.886
Sep-09	4.331	4.040	4.515	6.983
Oct-09	5.877	2.895	5.938	8.231
Nov-09	5.694	2.561	5.712	8.136
Dec-09	6.354	2.561	6.376	7.179
Jan-10	5.416	2.189	5.580	4.842
Feb-10	3.701	2.492	3.817	5.545
Mar-10	4.553	2.911	4.712	5.916
Apr-10	5.539	2.900	5.539	6.015
May-10	5.541	3.734	5.541	7.378
Jun-10	5.709	3.574	5.709	8.085
Jul-10	3.263	2.885	3.263	5.968
Aug-10	2.778	2.793	2.778	5.978
Sep-10	2.607	3.097	2.623	6.487
Oct-10	1.910	2.668	1.910	7.436
Nov-10	1.685	2.620	1.690	6.120
Dec-10	1.961	2.519	1.961	6.624
Jan-11	4.257	1.653	4.268	3.350
Feb-11	3.868	1.682	3.885	3.966
Mar-11	3.567	2.200	3.598	4.577

Source: Hotel and tourism survey Q1 2008 – Q4 2010

Graph 1. Movements (trends) of visitors (resident and non resident) and the nights of stay for period Q1/2008 – Q1/2011

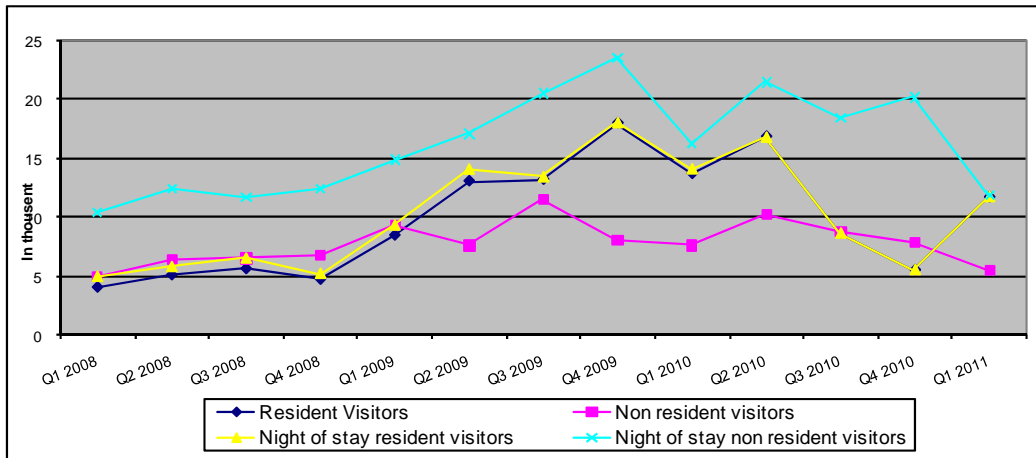


Table 2 presents the number of visitors – resident and non resident as well as nights and stay for resident and non resident visitors during 2008 and 2009. The number of resident visitors in 2009 increased by 167.5% more than in 2008, while the number of night of stay increased by 47.5% compared to 2008.

Table 2a shows the number of visitors during Q1 2008 to Q3 2010.

During Q1 2011 the number of visitors was 17,727, of whom 69% (11,692) resident visitors with nights of stay 11,751 and 31% (5,535) non resident visitors with 11,893 nights of stay. Compared with Q1 2010, there is a decrease in the number of resident visitors by 1,978 visitors, and a reduction in the number of non resident visitors for 2,057 compared with Q1 2010.

Graph 2a. Number of visitors (resident and non resident) and nights of stay during Q1 2011 compared with Q1 2009 and Q1 2008

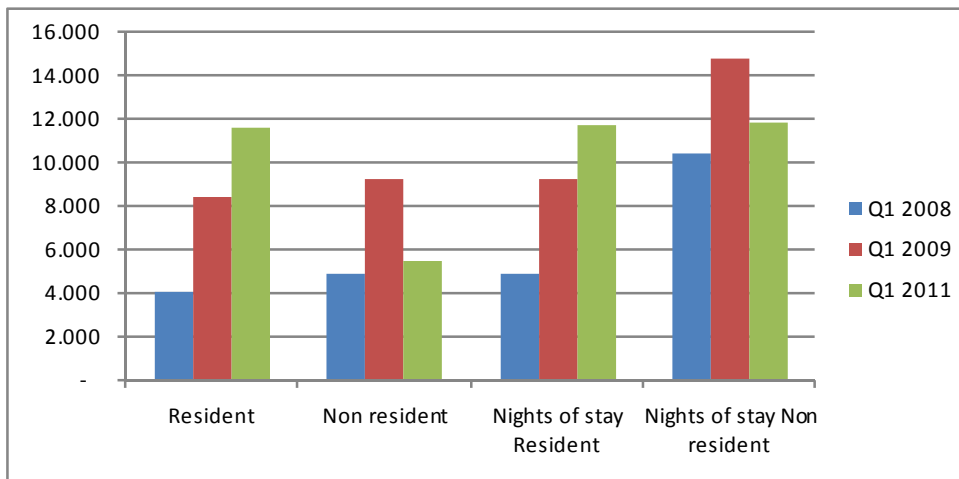


Table 3. Number of visitors (resident and non resident) and nights of stay according to municipality in 2008, 2009 and 2010 and quarter (Q1 2009 – Q1 2011)

Municipality	2008	2009	2010
Deçan	100	259	159
Gjakovë	1.333	1.387	1.360
Glogoc	316	278	303
Gjilan	2.145	2.068	1.633
Dragash	288	154	140
Istog	1.050	2.091	2.866
Kaçanik	158	1.632	2.934
Klinë	1.748	1.970	2.838
Fushë Kosovë	1.123	2.318	1.800
Kamenicë	62	183	137
Mitrovicë	1.055	1.971	2.524
Leposaviq	:	:	:
Lipjan	3.029	13.534	10.024
Novo Bërdë	-	-	-
Obiliq	448	1.271	1.374
Rahovec	830	594	512
Pejë	2.126	4.227	2.633
Podujevë	-	-	-
Prishtinë	22.160	40.168	35.671
Prizren	2.131	3.430	3.496
Skenderaj	-	-	-
Shtime	23	3.122	510
Shtërpcë	:	:	:
Suharekë	1.213	1.055	1.027
Ferizaj	1.193	5.778	6.528
Viti	945	959	206
Vushtrri	818	500	370
Zubim Potok	:	:	:
Zveçan	:	:	:
Malishevë	-	-	-
Total	44.294	88.949	79.045

Source: Hotel and tourism survey Q1 2008 – Q4 2010

Table 3 presents the total number of visitors in cities throughout Kosovo during 2008, 2009 and 2010 and in Q1 2009 - Q4 2010

As shown in the table with the largest number of visitors during 2010 led the Kosovo capital, Pristina with 35,671 total visitors, Lipjan ranked second with 10,024 visitors, Ferizaj ranks third with 6,528 visitors.

Table 3. Number of nights of stay of visitors (resident and non resident) according to municipality in 2008, 2009 and 2010 and quarter (Q1 2009 – Q1 2011) (continuation)

Order. Nr.	Municipality	Q1 - 2009	Q2 - 2009	Q3 - 2009	Q4 - 2009	Q1 - 2010	Q2 - 2010	Q3 - 2010	Q4 - 2010	Q1 - 2011
1	Deçan	45	26	94	94	29	37	50	43	11
2	Gjakovë	428	306	400	253	268	429	393	270	70
3	Glllogoc	8	68	87	115	128	64	79	32	12
4	Gjilan	553	523	566	426	385	303	527	418	337
5	Dragash	32	26	33	63	18	36	62	24	25
6	Istog	198	760	763	370	514	556	1.079	717	89
7	Kaçanik	390	512	334	396	1.403	400	495	636	468
8	Klinë	300	763	282	625	501	736	718	883	297
9	Fushë Kosovë	648	431	357	882	747	496	206	351	85
10	Kamenicë	25	48	85	25	26	38	19	54	45
11	Mitrovicë	446	562	521	442	617	638	662	607	574
12	Leposaviq	:	:	:	:	:	:	:	:	:
13	Lipjan	3.366	2.835	2.795	4.538	4.881	4.799	344	0	4.724
14	Novo Bërdë	-	-	-	-	-	-	-	-	-
15	Obiliq	276	938	:	57	100	1.194	80	0	0
16	Rahovec	97	150	191	156	94	146	167	105	42
17	Pejë	502	633	2.303	789	94	651	736	623	275
18	Podujevë	-	-	-	-	-	-	-	-	-
19	Prishtinë	8.323	8.294	12.319	11.232	8.314	12.960	8.576	5.821	7.493
20	Prizren	695	871	1.038	826	559	1.053	1.022	862	667
21	Skenderaj	-	-	-	-	-	-	-	-	-
22	Shtime	101	729	91	2.201	269	73	91	77	62
23	Shtërpcë	:	:	:	:	:	:	:	:	:
24	Suharekë	201	287	302	265	271	244	266	246	255
25	Ferizaj	714	1.562	1.702	1.800	1.233	2.056	1.754	1.485	1.549
26	Viti	234	235	259	231	206	0	0	0	0
27	Vushtri	158	80	106	156	76	88	97	109	137
28	Zubim Potok	:	:	:	:	:	:	:	:	:
29	Zveçan	:	:	:	:	:	:	:	:	:
30	Malishevë	-	-	-	-	-	-	-	-	-
	Total	17.740	20.639	24.628	25.942	20.733	26.997	17.423	13.363	17.217

Source: Hotel and tourism survey Q1 2008 – Q4 2010

As shown in the table with the largest number of visitors in Q1 2011 led the Kosovo capital, Pristina with 7,493 visitors, Lipjan ranks second with 4,724 visitors.

Table 4. Number of nights of stay of visitors (resident and non resident) according to municipality in 2008, 2009 and 2010 and Q1 2009 – Q1 2011

Order No.	Municipality	2008	2009	2010
1	Deçan	128	353	170
2	Gjakovë	1.537	1.823	1.620
3	Glllogoc	395	278	303
4	Gjilan	2.459	3.039	2.057
5	Dragash	288	154	152
6	Istog	1.085	2.750	3.489
7	Kaçanik	162	1.867	3.175
8	Klinë	1.751	2.363	3.186
9	Fushë Kosovë	1.709	8.554	4.286
10	Kamenicë	62	183	137
11	Mitrovicë	1.146	2.201	2.757
12	Leposaviq		:	:
13	Lipjan	3.422	13.534	10.024
14	Novo Bërdë	-	-	-
15	Obiliq	501	2.164	1.378
16	Rahovec	864	719	534
17	Pejë	2.587	5.567	3.002
18	Podujevë	-	-	-
19	Prishtinë	44.171	67.715	67.703
20	Prizren	2.584	4.556	7.995
21	Skenderaj	-	-	-
22	Shtime	20	3.124	500
23	Shtërpcë	:	:	:
24	Suharekë	1.223	1.082	1.063
25	Ferizaj	1.652	7.416	7.248
26	Viti	945	959	206
27	Vushtrri	821	517	532
28	Zubim Potok	:	:	:
29	Zveçan	:	:	:
30	Malishevë	-	-	:
	Total	69.512	130.918	121.517

Source: Hotel and tourism survey Q1 2008 – Q1 2011

Table 4 presents the total nights of stay in the cities of Kosovo in 2008, 2009 and 2010 divided in the quarter (Q1 2009 - Q4 2010).

As shown in the table with the largest number of nights of stay during 2010 led the capital of Kosovo - Pristina with a total of 67,703 nights of stay, Lipjan ranks second with 10,024 nights of stay, Prizren ranks third with 7,995 nights of stay.

Table 4. Number of nights of stay of visitors (resident and non resident) according to municipality in 2008, 2009 and 2010 and Q1 2009 – Q1 2011 (continuation)

Order No.	Municipality	Q ₁ - 2009	Q ₂ - 2009	Q ₃ - 2009	Q ₄ - 2009	Q ₁ - 2010	Q ₂ - 2010	Q ₃ - 2010	Q ₁ - 2011
1	Deçan	73	46	119	115	33	37	54	12
2	Gjakovë	477	401	569	376	388	480	452	79
3	Glllogoc	8	68	87	115	128	64	79	12
4	Gjilan	921	916	661	541	486	376	691	546
5	Dragash	32	26	33	63	20	39	68	37
6	Istog	396	952	783	619	805	671	1.228	96
7	Kaçanik	577	546	348	396	1.395	430	676	474
8	Klinë	349	900	459	655	563	800	849	375
9	Fushë Kosovë	690	2.499	2.909	2.456	1.908	1.219	210	85
10	Kamenicë	25	48	85	25	26	38	19	45
11	Mitrovicë	545	646	537	473	650	733	750	603
12	Leposaviq	:	:	:	:	:	:	:	:
13	Lipjan	3.366	2.835	2.795	4.538	4.881	4.799	344	4.724
14	Novo Bërdë	-	-	-	-	-	-	-	-
15	Obiliq	279	901	:	984	100	1.198	80	0
16	Rahovec	106	178	225	210	94	148	178	50
17	Pejë	727	930	2.718	1.192	707	765	826	316
18	Podujevë	-	-	-	-	-	-	-	-
19	Prishtinë	13.172	14.644	17.325	22.574	15.169	22.007	15.968	13.426
20	Prizren	722	1.313	1.510	1.011	792	1.661	2.281	734
21	Skenderaj	-	-	-	-	-	-	-	-
22	Shtime	105	729	89	2.201	269	73	81	62
23	Shtërpcë	:	:	:	:	:	:	:	:
24	Suharekë	201	294	306	281	284	249	270	264
25	Ferizaj	1.047	1.998	2.025	2.346	1.423	2.392	1.739	1.570
26	Viti	234	235	259	231	206	0	0	0
27	Vushtrri	158	80	109	170	85	88	254	134
28	Zubim Potok	:	:	:	:	:	:	:	:
29	Zveçan	:	:	:	:	:	:	:	:
30	Malishevë	-	-	-	-	-	-	-	-
	Total	24.210	31.185	33.951	41.572	30.412	38.267	27.097	23.644

Source: Hotel and tourism survey Q1 2008 – Q1 2011

As shown in the table with the largest number of nights spent in Q1 2011 led the capital of Kosovo - Pristina with a total of 13,426 nights of stay, Lipjan ranks second with 4,724 nights of stay, Ferizaj ranks third with 1,570 nights of stay.

Table 5. Number of resident visitors in Kosovo municipalities during the period (January – December 2008)

Order No.	Municipality	January	February	March	April	May	June	July	August	September	October	November	December	Total
1	Deçan	1	-	2	-	-	2	3	3	-	-	-	-	11
2	Gjakovë	23	27	27	76	78	78	46	75	60	70	37	28	625
3	Glogoc	-	-	3	-	-	-	-	1	-	-	1	-	5
4	Gjilan	41	43	46	47	52	51	121	106	54	96	80	123	860
5	Dragash	3	4	2	8	13	15	6	12	15	6	4	4	92
6	Istog	3	10	42	11	34	20	25	21	36	107	87	94	490
7	Kaçanik	2	2	2	1	2	1	2	3	4	3	6	6	34
8	Klinë	8	12	26	17	13	17	35	39	27	21	14	28	257
9	Fushë Kosovë	32	36	35	30	34	47	37	41	55	38	57	30	472
10	Kamenicë	-	-	-	-	-	-	-	-	-	-	-	-	-
11	Mitrovicë	11	6	4	6	10	13	14	7	4	5	6	5	91
12	Leposaviq	:	:	:	:	:	:	:	:	:	:	:	:	:
13	Lipjan	3	4	5	4	3	-	1	2	3	2	2	-	
14	Novo Bërdë	-	-	-	-	-	-	-	-	-	-	-	-	-
15	Obiliq	3	5	4	8	5	7	11	18	5	6	5	27	104
16	Rahovec	33	8	15	13	8	14	25	11	10	19	15	10	181
17	Pejë	53	32	65	95	104	175	155	236	246	290	153	119	1.723
18	Podujevë	-	-	-	-	-	-	-	-	-	-	-	-	-
19	Prishtinë	1.190	1.336	1.464	1.614	1.694	1.600	1.481	1.278	1.737	1.804	1.716	1.302	18.216
20	Prizren	59	77	90	94	94	113	171	134	55	116	91	50	1.144
21	Skenderaj	-	-	-	-	-	-	-	-	-	-	-	-	-
22	Shtime	-	-	-	-	-	-	-	-	-	-	-	-	-
23	Shtërpcë	:	:	:	:	:	:	:	:	:	:	:	:	:
24	Suharekë	7	4	5	5	5	4	2	10	8	5	3	3	61
25	Ferizaj	28	24	12	13	13	14	18	21	18	13	11	9	194
26	Viti	-	-	-	-	-	-	-	-	-	-	-	-	-
27	Vushtrri	2	-	1	-	3	2	4	4	3	3	1	4	27
28	Zubin Potok	-	:	:	:	:	:	:	:	:	:	:	:	:
29	Zveçan	:	:	:	:	:	:	:	:	:	:	:	:	:
30	Malishevë	-	-	-	-	-	-	-	-	-	-	-	-	-
	Total	1.502	1.630	1.850	2.042	2.165	2.173	2.157	2.022	2.340	2.604	2.289	1.842	24.616

Source: Hotel and tourism survey Q1 2008 – Q1 2011

Table 5. Number of resident visitors in Kosovo municipalities during the period (January – December 2009) (continuation)

Order No.	Municipality	January	February	March	April	May	June	July	August	September	October	November	December	Total
1	Deçan	3	2	2	3	2	6	2	4	0	5	2	9	40
2	Gjakovë	14	50	53	16	15	27	67	83	39	67	27	34	492
3	Glllogoc	0	0	0	0	0	0	0	0	30	0	0	0	30
4	Gjilan	83	56	72	95	70	84	140	76	63	74	65	59	937
5	Dragash	0	16	12	8	6	3	8	2	11	4	0	0	70
6	Istog	12	9	32	16	40	33	40	38	32	45	14	25	336
7	Kaçanik	24	18	23	11	22	37	12	14	16	26	35	40	278
8	Klinë	38	38	39	47	60	80	33	39	30	82	81	91	658
9	Fushë Kosovë	55	84	80	68	69	85	68	84	72	113	102	104	984
10	Kamenicë	0	0	0	0	0	0	0	0	0	0	0	0	0
11	Mitrovicë	21	22	34	49	45	67	61	69	34	24	18	15	459
12	Leposaviq	:	:	:	:	:	:	:	:	:	:	:	:	0
13	Lipjan	0	0	0	1	0	0	0	0	4	8	6	9	28
14	Novo Bërdë	-	-	-	-	-	-	-	-	-	-	-	-	0
15	Obiliq	44	38	51	43	27	72	:	:	:	10	10	10	305
16	Rahovec	13	8	10	12	6	7	10	10	8	12	7	11	114
17	Pejë	100	90	117	158	146	142	481	454	679	148	137	117	2.769
18	Podujevë	-	-	-	-	-	-	-	-	-	-	-	-	0
19	Prishtinë	2.442	2.301	2.539	1.648	1.860	1.601	2.259	2.591	2.621	2.025	1.772	1.775	25.434
20	Prizren	92	175	158	135	260	213	126	301	279	126	187	155	2.207
21	Skenderaj	-	-	-	-	-	-	-	-	-	-	-	-	0
22	Shtime	0	4	0	4	6	9	2	0	0	0	0	0	25
23	Shtërpcë	:	:	:	:	:	:	:	:	:	:	:	:	0
24	Suharekë	16	13	10	12	13	10	10	16	15	0	12	8	135
25	Ferizaj	46	35	40	48	58	39	187	110	103	118	67	79	930
26	Viti	-	-	-	-	-	-	-	-	-	-	-	-	0
27	Vushtri	8	6	9	2	3	0	3	5	4	8	19	20	87
28	Zubin Potok	:	:	:	:	:	:	:	:	:	:	:	:	0
29	Zveçan	:	:	:	:	:	:	:	:	:	:	:	:	0
30	Malishevë	-	-	-	-	-	-	-	-	-	-	-	-	0
	Total	3.011	2.965	3.281	2.376	2.708	2.515	3.509	3.896	4.040	2.895	2.561	2.561	36.318

Source: Hotel and tourism survey Q1 2008 – Q1 2011

Table 5. Number of resident visitors in Kosovo municipalities during the period (January – December 2010) (continuation)

Order No.	Municipality	January	February	March	April	May	June	July	August	September	October	November	December	Total
1	Deçan	2	0	3	0	2	3	4	8	6	1	1	8	38
2	Gjakovë	21	26	30	62	68	79	71	60	68	55	13	50	603
3	Glllogoc	0	0	0	0	0	0	0	0	0	0	0	0	0
4	Gjilan	57	60	69	44	69	42	119	76	65	64	55	59	779
5	Dragash	0	2	0	1	5	1	4	6	2	0	0	1	22
6	Istog	53	23	31	22	39	63	65	51	92	88	48	88	663
7	Kaçanik	10	8	11	49	26	33	8	21	14	5	6	3	194
8	Klinë	36	36	66	73	81	118	73	103	91	110	65	117	969
9	Fushë Kosovë	84	76	73	45	59	50	47	53	53	11	56	36	643
10	Kamenicë	0	0	0	0	0	0	0	0	0	0	0	0	0
11	Mitrovicë	29	39	45	41	42	64	103	55	37	34	32	87	608
12	Leposaviq	:	:	:	:	:	:	:	:	:	:	:	:	0
13	Lipjan	4	2	3	0	0	0	0	0	0	0	0	0	9
14	Novo Bërdë	-	-	-	-	-	-	-	-	-	-	-	-	0
15	Obiliq	10	20	25	2	1	1	20	15	10	0	0	0	104
16	Rahovec	3	0	5	4	6	13	16	19	6	5	3	13	93
17	Pejë	120	80	128	84	105	147	172	125	159	136	125	139	1.520
18	Podujevë	-	-	-	-	-	-	-	-	-	-	-	-	0
19	Prishtinë	1.641	1.965	2.244	2.213	2.885	2.620	1.814	1.787	2.168	1.872	1.949	1.514	24.672
20	Prizren	71	95	118	180	231	239	217	234	214	166	161	308	2.234
21	Skenderaj	-	-	-	-	-	-	-	-	-	-	-	-	0
22	Shtime	1	0	0	0	1	0	2	10	2	0	0	1	17
23	Shtërpçë	:	:	:	:	:	:	:	:	:	:	:	:	0
24	Suharekë	2	6	5	6	7	7	5	10	9	4	9	8	78
25	Ferizaj	35	43	38	59	69	74	124	134	75	99	90	77	917
26	Viti	0	0	0	0	0	0	0	0	0	0	0	0	0
27	Vushtrri	10	11	17	15	38	20	21	26	26	18	7	10	219
28	Zubin Potok	:	:	:	:	:	:	:	:	:	:	:	:	0
29	Zveçan	:	:	:	:	:	:	:	:	:	:	:	:	0
30	Malishevë	-	-	-	-	-	-	-	-	-	-	-	-	0
	Total	2.189	2.492	2.911	2.900	3.734	3.574	2.885	2.793	3.097	2.668	2.620	2.519	34.382

Source: Hotel and tourism survey Q1 2008 – Q1 2011

Table 5. Number of resident visitors in Kosovo municipalities during the period (January – March 2011) - (continuation)

Order No.	Municipality	January	February	March
1	Deçan	3	0	1
2	Gjakovë	10	3	6
3	Glogoc	0	0	0
4	Gjilan	54	40	55
5	Dragash	2	5	5
6	Istog	14	2	4
7	Kaçanik	7	12	2
8	Klinë	35	45	50
9	Fushë Kosovë	0	0	0
10	Kamenicë	0	0	0
11	Mitrovicë	13	26	35
12	Leposaviq	:	:	:
13	Lipjan	0	0	0
14	Novo Bërdë	-	-	-
15	Obiliq	0	0	0
16	Rahovec	8	3	3
17	Pejë	58	44	76
18	Podujevë	-	-	-
19	Prishtinë	1.081	1.229	1.689
20	Prizren	148	117	88
21	Skenderaj	-	-	-
22	Shtime	1	0	0
23	Shtërpcë	:	:	:
24	Suharekë	5	6	7
25	Ferizaj	195	145	164
26	Viti	0	0	0
27	Vushtrri	19	5	15
28	Zubin Potok	:	:	:
29	Zveçan	:	:	:
30	Malishevë	-	-	-
	Total	1.653	1.682	2.200

Source: Hotel and tourism survey Q1 2008 – Q1 2011

Table 6. Number of nights of stay of non resident visitors in the municipalities of Kosovo during the period (January - December 2008)

Nr. ren.	Municipality	January	February	March	April	May	June	July	August	September	October	November	December	Total
1	Deçan	7	-	3	-	-	4	2	-	-	-	-	-	16
2	Gjakovë	39	47	31	118	68	29	33	78	91	91	58	44	727
3	Glogoc	-	-	3	-	-	-	-	-	-	-	2	-	5
4	Gjilan	48	60	61	50	99	93	125	57	162	162	117	148	1.182
5	Dragash	3	4	2	8	13	15	6	15	6	6	4	4	86
6	Istog	3	13	45	11	33	23	25	42	111	111	87	94	598
7	Kaçanik	2	2	2	1	2	1	2	4	3	3	7	9	38
8	Klinë	17	21	35	30	25	28	37	43	34	34	31	41	376
9	Fushë Kosovë	77	63	73	64	58	69	59	55	55	55	69	55	752
10	Kamenicë	-	-	-	-	-	-	-	-	-	-	-	-	0
11	Mitrovicë	16	6	6	10	13	17	27	4	10	10	17	18	154
12	Leposaviq	:	:	:	:	:	:	:	:	:	:	:	:	0
13	Lipjan	3	14	5	4	3	-	10	3	3	3	4	-	52
14	Novo Bërdë	-	-	-	-	-	-	-	-	-	-	-	-	0
15	Obiliq	1	7	1	15	1	1	9	1	1	1	7	4	49
16	Rahovec	43	11	18	16	10	14	27	13	20	20	20	10	222
17	Pejë	53	32	87	101	122	209	242	290	337	337	184	155	2.149
18	Podujevë	-	-	-	-	-	-	-	-	-	-	-	-	0
19	Prishtinë	2.275	3.626	3.142	3.491	3.738	3.330	3.282	3.269	3.803	3.803	3.551	2.668	39.978
20	Prizren	82	87	129	122	111	198	202	81	144	144	129	60	1.489
21	Skenderaj	-	-	-	-	-	-	-	-	-	-	-	-	0
22	Shtime	-	-	-	-	-	-	-	-	-	-	-	-	0
23	Shtërpcë	:	:	:	:	:	:	:	:	:	:	:	:	0
24	Suharekë	7	4	5	5	5	4	2	8	5	5	3	3	56
25	Ferizaj	56	26	12	13	14	14	18	36	15	15	13	9	241
26	Viti	-	-	-	-	-	-	-	-	-	-	-	-	0
27	Vushtrri	3	0	1	0	3	2	5	5	3	3	1	5	31
28	Zubin Potok	:	:	:	:	:	:	:	:	:	:	:	:	0
29	Zveçan	:	:	:	:	:	:	:	:	:	:	:	:	0
30	Malishevë	-	-	-	-	-	-	-	-	-	-	-	-	0
	Total	2.735	4.023	3.661	4.059	4.318	4.051	4.113	4.004	4.803	4.803	4.304	3.327	48.201

Source: Hotel and tourism survey Q1 2008 – Q1 2011

Table 6. Number of nights of stay of non resident visitors in the municipalities of Kosovo during the period (January - December 2009) – (continuation)

Order No.	Municipality	January	February	March	April	May	June	July	August	September	October	November	December	Total
1	Deçan	8	4	3	5	4	10	4	4	0	9	4	20	75
2	Gjakovë	19	51	51	23	30	52	102	164	68	142	63	46	811
3	Glogoc	0	0	0	0	0	0	0	0	30	0	0	0	30
4	Gjilan	119	115	100	135	113	118	165	115	86	114	119	80	1.379
5	Dragash	0	16	12	8	6	3	8	2	11	4	0	0	70
6	Istog	12	13	66	39	67	60	50	39	41	204	75	32	698
7	Kaçanik	87	46	99	11	29	64	12	28	16	26	35	40	493
8	Klinë	47	50	58	78	115	151	112	111	56	92	91	101	1.062
9	Fushë Kosovë	65	87	87	625	676	708	915	1.012	849	738	758	384	6.904
10	Kamenicë	0	0	0	0	0	0	0	0	0	0	0	0	0
11	Mitrovicë	54	42	80	77	64	79	73	71	36	24	18	46	664
12	Leposaviq	:	:	:	:	:	:	:	:	:	:	:	:	0
13	Lipjan	0	0	0	1	0	0	0	0	4	8	6	9	28
14	Novo Bërdë	-	-	-	-	-	-	-	-	-	-	-	-	0
15	Obiliq	46	40	50	43	27	35	:	:	:	300	310	320	1.171
16	Rahovec	11	10	12	22	14	14	18	19	15	35	29	20	219
17	Pejë	173	135	176	216	205	241	596	625	784	292	273	238	3.954
18	Podujevë	-	-	-	-	-	-	-	-	-	-	-	-	0
19	Prishtinë	3.582	3.790	4.486	3.666	3.911	3.812	4.154	4.029	4.302	5.736	5.827	5.318	52.613
20	Prizren	92	175	179	302	429	265	157	421	438	207	252	194	3.111
21	Skenderaj	-	-	-	-	-	-	-	-	-	-	-	-	0
22	Shtime	0	4	0	4	6	9	0	0	0	0	0	0	23
23	Shtërpcë	:	:	:	:	:	:	:	:	:	:	:	:	0
24	Suharekë	16	13	10	12	20	10	12	18	15	0	24	12	162
25	Ferizaj	156	131	167	165	164	155	273	222	228	289	227	294	2.471
26	Viti	-	-	-	-	-	-	-	-	-	-	-	-	0
27	Vushtri	8	6	9	2	3	0	5	6	4	11	25	25	104
28	Zubin Potok	:	:	:	:	:	:	:	:	:	:	:	:	0
29	Zveçan	:	:	:	:	:	:	:	:	:	:	:	:	0
30	Malishevë	-	-	-	-	-	-	-	-	-	-	-	-	0
	Total	4.495	4.728	5.645	5.434	5.883	5.786	6.656	6.886	6.983	8.231	8.136	7.179	76.042

Source: Hotel and tourism survey Q1 2008 – Q1 2011

Table 6. Number of nights of stay of non resident visitors in the municipalities of Kosovo during the period (January - December 2010) – (continuation)

Order No.	Municipality	January	February	March	April	May	June	July	August	September	October	November	December	Total
1	Deçan	4	0	5	0	2	3	5	8	9	3	1	9	49
2	Gjakovë	43	117	42	66	115	79	97	101	60	56	18	74	868
3	Glllogoc	0	0	0	0	0	0	0	0	0	0	0	0	-
4	Gjilan	92	92	103	63	103	62	195	125	104	101	79	84	1.203
5	Dragash	0	4	0	2	6	2	6	10	2	0	0	2	34
6	Istog	251	96	51	43	62	134	145	105	107	96	93	103	1.286
7	Kaçanik	2	8	11	41	31	66	30	173	21	23	20	9	435
8	Klinë	51	61	76	102	88	146	107	165	126	147	100	135	1.304
9	Fushë Kosovë	379	339	383	291	290	296	49	47	61	253	209	237	2.834
10	Kamenicë	0	0	0	0	0	0	0	0	0	0	0	0	-
11	Mitrovicë	46	42	58	69	64	109	140	83	60	38	36	96	841
12	Leposaviq	:	:	:	:	:	:	:	:	:	:	:	:	-
13	Lipjan	4	2	3	0	0	0	0	0	0	0	0	0	9
14	Novo Bërdë	-	-	-	-	-	-	-	-	-	-	-	-	-
15	Obiliq	10	20	25	2	3	3	20	15	10	0	0	0	108
16	Rahovec	3	0	5	6	6	13	21	20	11	8	6	16	115
17	Pejë	162	97	144	113	142	195	188	137	221	194	138	149	1.880
18	Podujevë	-	-	-	-	-	-	-	-	-	-	-	-	-
19	Pristinë	3.541	4.413	4.654	4.654	5.852	6.259	3.963	4.181	5.001	5.371	4.339	4.363	56.591
20	Prizren	134	137	213	353	380	525	789	585	550	964	899	1.169	6.698
21	Skenderaj	-	-	-	-	-	-	-	-	-	-	-	-	-
22	Shtime	1	0	0	0	1	0	2	0	2	0	0	1	7
23	Shtërpçë	:	:	:	:	:	:	:	:	:	:	:	:	-
24	Suharekë	4	12	10	8	10	7	5	14	9	4	15	16	114
25	Ferizaj	100	93	113	187	185	166	108	127	83	159	161	155	1.637
26	Viti	0	0	0	0	0	0	0	0	0	0	0	0	-
27	Vushtrri	15	12	20	15	38	20	98	82	50	19	6	6	381
28	Zubin Potok	:	:	:	:	:	:	:	:	:	:	:	:	-
29	Zveçan	:	:	:	:	:	:	:	:	:	:	:	:	-
30	Malishevë	-	-	-	-	-	-	-	-	-	-	-	-	-
	Total	4.842	5.545	5.916	6.015	7.378	8.085	5.968	5.978	6.487	7.436	6.120	6.624	76.394

Source: Hotel and tourism survey Q1 2008 – Q1 2011

Table 6. Number of nights of stay of non resident visitors in the municipalities of Kosovo during the period (January – March 2011) – (continuation)

Order No.	Municipality	January	February	March
1	Deçan	3	0	2
2	Gjakovë	10	6	12
3	Glllogoc	0	0	0
4	Gjilan	124	72	152
5	Dragash	4	10	10
6	Istog	14	2	8
7	Kaçanik	9	16	2
8	Klinë	50	67	75
9	Fushë Kosovë	0	0	0
10	Kamenicë	0	0	0
11	Mitrovicë	27	27	49
12	Leposaviq	:	:	:
13	Lipjan	0	0	0
14	Novo Bërdë	-	-	-
15	Obiliq	0	0	0
16	Rahovec	12	5	5
17	Pejë	58	56	105
18	Podujevë	-	-	-
19	Prishtinë	2.696	3.409	3.827
20	Prizren	166	133	121
21	Skenderaj	-	-	-
22	Shtime	1	0	0
23	Shtërpcë	:	:	:
24	Suharekë	5	8	14
25	Ferizaj	160	145	180
26	Viti	0	0	0
27	Vushtrri	11	10	15
28	Zubin Potok	:	:	:
29	Zveçan	:	:	:
30	Malishevë	-	-	-
	Total	3.350	3.966	4.577

Source: Hotel and tourism survey Q1 2008 – Q1 2011

Table 7. Number of non resident visitors by country of origin during the period (January - December 2008)

Order No.	State	January	February	March	April	May	June	July	August	September	October	November	December	Total
1	Austria	10	2	5	18	8	5	6	22	11	20	5	15	127
2	Belgium	3	3	8	0	1	7	4	6	20	6	2	2	62
3	Bosnia & Herzegovina	12	10	14	16	17	10	13	15	5	15	28	12	167
4	UK	87	109	101	118	156	132	120	133	119	143	147	122	1.487
5	France	119	18	14	17	9	7	3	25	11	28	17	20	288
6	Germany	144	146	148	150	19	17	14	12	22	27	19	16	734
7	Greece	4	10	23	17	123	149	303	236	184	174	163	192	1.578
8	Netherlands	2	6	0	2	4	12	5	4	8	19	17	5	84
9	Italy	47	57	109	133	72	108	106	42	109	107	95	104	1.089
10	Croatia	46	26	167	35	38	37	124	33	165	58	158	44	931
11	Montenegro	8	3	8	25	18	8	18	11	25	8	15	19	166
12	Macedonia	69	54	37	64	250	62	209	85	86	135	77	67	1.195
13	Poland	2	10	16	20	5	3	6	4	1	6	12	4	89
14	Serbia	16	11	13	27	16	15	39	21	30	26	14	22	250
15	U.S.	153	229	145	211	200	234	254	184	284	204	169	183	2.450
16	Albania	204	221	167	236	193	432	226	385	281	401	208	259	3.213
17	Slovenia	47	24	117	65	261	76	51	164	95	253	73	63	1.289
18	Spain	9	6	6	6	12	8	12	11	31	10	10	10	131
19	Turkey	148	123	50	77	104	141	87	106	230	113	391	124	1.694
20	Switzerland	77	129	111	74	93	229	133	112	81	216	85	112	1.452
21	Other	295	433	591	731	566	481	424	411	542	635	584	447	6.140
	Total	1.502	1.630	1.850	2.042	2.165	2.173	2.157	2.022	2.340	2.604	2.289	1.842	24.616

Source: Hotel and tourism survey Q1 2008 – Q1 2011

Table 7. Number of non resident visitors by country of origin during the period (January - December 2009) – (continuation)

Order No.	State	January	February	March	April	May	June	July	August	September	October	November	December	Total
1	Austria	61	71	63	63	47	84	78	113	111	63	59	43	856
2	Belgium	4	8	9	10	0	14	16	5	5	28	0	1	100
3	Bosnia & Herzegovina	36	48	70	107	67	40	73	290	96	6	20	27	880
4	UK	196	173	223	198	148	253	235	173	250	144	109	100	2.202
5	France	42	32	44	86	65	41	139	141	142	37	56	26	851
6	Germany	412	343	423	250	375	290	294	320	318	200	175	198	3.598
7	Greece	137	199	90	20	27	7	8	0	14	11	0	0	513
8	Netherlands	9	10	18	115	84	37	2	2	12	12	16	0	317
9	Italy	150	133	137	113	113	66	123	129	150	130	115	70	1.429
10	Croatia	97	131	161	91	108	43	87	95	99	118	60	48	1.138
11	Montenegro	30	17	17	19	43	37	20	13	59	27	29	39	350
12	Macedonia	179	191	145	123	130	108	146	88	124	110	108	124	1.576
13	Poland	1	7	5	5	1	1	0	2	1	0	21	0	44
14	Serbia	19	39	24	27	23	28	38	49	57	34	212	28	578
15	U.S.	251	258	324	147	251	234	366	381	360	306	212	189	3.279
16	Albania	496	417	542	324	417	384	618	713	638	609	576	579	6.313
17	Slovenia	113	104	201	109	111	66	150	199	174	100	76	78	1.481
18	Spain	4	4	3	8	8	14	0	2	5	4	2	8	62
19	Turkey	193	252	176	174	187	232	259	388	460	296	224	257	3.098
20	Switzerland	194	167	225	67	63	82	73	54	43	104	78	95	1.245
21	Other	387	361	381	320	440	454	784	739	922	556	413	651	6.408
	Total	3.011	2.965	3.281	2.376	2.708	2.515	3.509	3.896	4.040	2.895	2.561	2.561	36.318

Source: Hotel and tourism survey Q1 2008 – Q1 2011

Table 7. Number of non resident visitors by country of origin during the period (January - December 2010) – (continuation)

Order No.	State	January	February	March	April	May	June	July	August	September	October	November	December	Total
1	Austria	28	24	17	17	33	30	37	20	23	88	61	73	451
2	Belgium	14	2	3	2	5	6	17	9	9	3	8	7	85
3	Bosnia & Herzegovina	30	32	32	3	11	6	8	6	15	8	9	109	269
4	UK	118	117	134	105	100	189	95	98	113	74	70	83	1.296
5	France	40	36	27	17	28	35	54	45	46	25	51	19	423
6	Germany	237	273	266	166	214	181	525	223	176	233	224	223	2.941
7	Greece	30	40	14	0	1	2	0	3	0	8	13	3	114
8	Netherlands	23	27	23	8	14	12	4	33	823	15	9	2	993
9	Italy	68	128	207	76	41	50	78	478	69	89	96	132	1.512
10	Croatia	70	85	108	29	46	51	85	50	71	114	118	123	950
11	Montenegro	23	12	31	11	12	11	37	38	44	11	27	13	270
12	Macedonia	91	85	95	103	59	76	56	91	73	76	50	80	935
13	Poland	1	1	0	4	0	1	5	14	6	1	1	68	102
14	Serbia	26	33	44	49	85	53	59	42	31	51	38	47	558
15	U.S.	128	94	144	79	96	115	156	145	149	288	208	265	1.867
16	Albania	204	244	294	282	394	606	403	389	453	319	298	266	4.152
17	Slovenia	99	103	175	69	77	59	68	75	93	92	125	131	1.166
18	Spain	0	1	1	0	1	2	1	3	2	3	0	0	14
19	Turkey	169	192	196	115	176	156	197	194	260	196	121	212	2.184
20	Switzerland	0	0	3	33	62	53	55	52	51	95	27	40	471
21	Other	790	963	1.097	1.732	2.279	1.880	945	785	590	879	1.066	623	13.629
	Total	2.189	2.492	2.911	2.900	3.734	3.574	2.885	2.793	3.097	2.668	2.620	2.519	34.382

Source: Hotel and tourism survey Q1 2008 – Q1 2011

Table 7. Number of non resident visitors by country of origin during the period (January - March 2011) – (continuation)

Order No.	State	January	February	March
1	Austria	31	22	47
2	Belgium	0	5	1
3	Bosnia & Herzegovina	9	5	10
4	UK	52	73	109
5	France	22	19	49
6	Germany	287	256	336
7	Greece	2	5	0
8	Netherlands	9	8	14
9	Italy	56	56	62
10	Croatia	96	116	129
11	Montenegro	0	4	6
12	Macedonia	46	29	54
13	Poland	10	0	0
14	Serbia	44	42	39
15	U.S.	148	177	231
16	Albania	272	249	255
17	Slovenia	88	92	92
18	Spain	0	0	1
19	Turkey	148	123	134
20	Switzerland	72	68	86
21	Other	290	333	545
	Total	1.682	1.682	2.200

Source: Hotel and tourism survey Q1 2008 – Q1 2011

Table 8. Number of night of stay of non resident visitors by country of origin during the period (January - December 2008)

Order No.	State	January	February	March	April	May	June	July	August	September	October	November	December	Total
1	Austria	12	2	6	22	12	6	10	15	10	19	5	20	139
2	Belgium	4	4	8	-	3	12	3	7	22	13	2	2	80
3	Bosnia & Herzegovina	18	12	15	19	18	10	16	17	6	20	27	15	193
4	UK	331	334	309	294	328	404	337	333	487	305	231	226	3.919
5	France	143	40	24	27	29	45	24	19	40	41	27	29	488
6	Germany	301	453	233	212	230	517	481	568	287	494	378	363	4.517
7	Greece	4	9	28	23	9	9	2	27	11	28	17	20	187
8	Netherlands	12	6	-	5	12	16	11	15	19	36	18	7	157
9	Italy	168	109	228	437	138	100	188	96	240	199	333	191	2.427
10	Croatia	57	42	171	48	46	39	128	29	173	89	172	66	1.060
11	Montenegro	8	6	8	25	26	9	18	13	28	13	18	19	191
12	Macedonia	59	47	42	62	461	65	186	79	87	138	82	66	1.374
13	Poland	2	14	16	20	5	3	6	4	5	6	12	4	97
14	Serbia	11	11	10	22	16	14	28	14	33	37	19	18	233
15	U.S.	351	510	582	429	661	461	564	446	472	498	353	266	5.593
16	Albania	219	251	170	174	186	391	249	383	315	438	248	287	3.311
17	Slovenia	56	55	245	82	301	127	77	207	135	291	145	102	1.823
18	Spain	9	7	6	6	13	8	12	11	36	10	10	10	138
19	Turkey	180	221	72	117	139	113	110	174	285	159	405	124	2.099
20	Switzerland	218	214	176	136	162	290	185	191	126	299	144	184	2.325
21	Other	572	1676	1312	1899	1523	1412	1478	864	1187	1670	1658	1308	16.559
	Total	2.735	4.023	3.661	4.059	4.318	4.051	4.113	3.512	4.004	4.803	4.304	3.327	46.910

Source: Hotel and tourism survey Q1 2008 – Q1 2011

Table 8. Number of night of stay of non resident visitors by country of origin during the period (January - December 2009) – (continuation).

Order No.	State	January	February	March	April	May	June	July	August	September	October	November	December	Total
1	Austria	162	198	218	63	57	149	85	126	130	85	80	82	1.435
2	Belgium	12	28	20	10	0	24	21	9	4	19	0	1	148
3	Bosnia & Herzegovina	50	69	99	116	71	53	69	295	105	13	33	65	1.038
4	UK	289	208	409	401	487	595	441	382	355	300	178	159	4.204
5	France	79	57	74	86	90	47	166	143	180	61	54	31	1.068
6	Germany	810	794	979	484	614	456	501	612	613	544	416	388	7.211
7	Greece	154	204	109	21	27	2	3	0	15	19	0	0	554
8	Netherlands	25	20	27	115	111	216	3	15	32	39	25	4	632
9	Italy	165	184	178	214	158	87	174	230	181	146	149	79	1.945
10	Croatia	209	275	355	97	114	83	173	135	128	514	439	379	2.901
11	Montenegro	32	17	21	21	48	60	174	187	226	202	227	219	1.434
12	Macedonia	267	335	349	591	611	581	690	795	637	508	441	153	5.958
13	Poland	1	7	5	5	1	1	0	2	1	0	1	0	24
14	Serbia	19	39	26	28	29	33	35	41	52	58	41	45	446
15	U.S.	388	424	503	309	498	373	395	457	643	579	443	488	5.500
16	Albania	540	517	662	389	537	473	719	827	688	1.292	1.449	1.418	9.511
17	Slovenia	211	241	384	189	228	198	323	392	352	223	193	211	3.145
18	Spain	4	4	3	15	8	41	0	2	5	8	2	14	106
19	Turkey	330	417	310	518	385	514	537	584	573	635	424	332	5.559
20	Switzerland	214	185	238	177	136	166	105	62	59	186	148	132	1.808
21	Other	534	505	676	1.585	1.673	1.635	2.042	1.590	2.004	2.800	3.393	2.979	21.416
	Total	4.495	4.728	5.645	5.434	5.883	5.787	6.656	6.886	6.983	8.231	8.136	7.179	76.043

Source: Hotel and tourism survey Q1 2008 – Q1 2011

Table 8. Number of night of stay of non resident visitors by country of origin during the period (January - December 2010) – (continuation)

Order No.	State	January	February	March	April	May	June	July	August	September	October	November	December	Total
1	Austria	36	48	20	19	39	27	51	21	37	146	145	91	680
2	Belgium	11	5	4	5	9	9	24	10	9	3	8	11	108
3	Bosnia & Herzegovina	37	44	37	8	18	11	8	7	33	10	9	171	393
4	UK	287	361	271	176	197	282	170	130	211	182	132	172	2.571
5	France	44	48	33	40	55	58	82	46	54	46	61	34	601
6	Germany	441	384	528	264	293	284	2067	1235	2085	224	238	370	8.413
7	Greece	30	56	14	9	1	2	0	3	0	13	17	10	155
8	Netherlands	13	23	31	14	35	17	4	54	123	17	9	2	342
9	Italy	87	221	265	104	83	108	133	524	69	176	278	272	2.320
10	Croatia	195	176	151	66	122	173	410	64	99	119	81	96	1.752
11	Montenegro	198	186	209	170	186	185	194	183	203	178	184	119	2.195
12	Macedonia	123	96	135	163	87	266	58	66	63	65	60	102	1.284
13	Poland	1	2	0	4	0	1	6	53	6	1	1	68	143
14	Serbia	30	42	50	53	96	67	73	72	34	66	56	66	705
15	U.S.	238	293	279	165	209	231	223	211	261	1.111	659	1.045	4.925
16	Albania	258	296	358	398	506	526	463	468	459	339	245	224	4.540
17	Slovenia	208	142	229	175	148	138	108	225	111	161	157	215	2.017
18	Spain	0	2	1	0	1	2	3	3	3	3	0	0	18
19	Turkey	276	328	307	166	254	231	492	503	545	971	829	894	5.796
20	Switzerland	0	0	3	107	151	128	79	73	79	110	41	51	822
21	Other	2.329	2.792	2.991	3.909	4.888	5.339	1.320	2.027	2.003	3.495	2.910	2.611	36.614
	Total	4.842	5.545	5.916	6.015	7.378	8.085	5.968	5.978	6.487	7.436	6.120	6.624	76.394

Source: Hotel and tourism survey Q1 2008 – Q1 2011

Table 8. Number of night of stay of non resident visitors by country of origin during the period (January – March 2011) – (continuation)

Order No.	State	January	February	March
1	Austria	25	15	32
2	Belgium	0	7	1
3	Bosnia & Herzegovina	10	5	21
4	UK	95	123	172
5	France	31	32	65
6	Germany	1.489	2.007	2023
7	Greece	3	12	1
8	Netherlands	9	8	14
9	Italy	50	82	58
10	Croatia	192	350	270
11	Montenegro	0	4	8
12	Macedonia	41	29	57
13	Poland	10	0	0
14	Serbia	33	47	45
15	U.S.	407	331	428
16	Albania	245	241	250
17	Slovenia	72	70	94
18	Spain	0	0	1
19	Turkey	178	145	182
20	Switzerland	130	138	145
21	Other	330	320	710
	Total	3.350	3.966	4.577

Source: Hotel and tourism survey Q1 2008 – Q1 2011

Statistical Office of Kosovo

short description

Statistical Office of Kosovo is a professional institution which deals with collection, processing and publication of official statistical data. As such acts since 1948 and has passed through several historical stages, structured according to state regulation of those times.

On 2 August 1999, the Office has resumed his professional work (after nine years of interruption of all statistical series detrimental to the interest of Kosovo), as an independent institution under the Ministry of Public Administration. Office is funded by the Kosovo Consolidated Budget, but also by donors for specific projects and for technical professional support.

Statistical Office of Kosovo operates under Regulation 2001/14 which entered into force on 2 July 2001. Law on official statistics is in process for approval. Strategic development plan 2009-2013 is the middle term implementation for the development of statistical system in correlation with the European Union statistics (EUROSTAT). **Statistical Office of Kosovo** has this organizational structure: production departments; (Department of Economic statistics and National Accounts, Department of Population statistics, Department of Agriculture and Environmental statistics and Department of Social statistics. **Support Departments;** (Department of Methodology and Information Technology, Department of Administration. **Within the Office we also established** Office of the Population Census, Households and Dwellings. **Regional Offices;** Gjakove, Gjilan, Mitrovica, Peja, Prizren, Prishtina and Ferizaj

Number of employees and budget are still limited. Employees are total of 134 workers, of them 96 (71.6%) at the headquarters of the Office, while in the Regional Offices, 38 (28.4%), with qualifying structure, 65.4% with university education to 34.6% with secondary education.

We have professional and technical cooperation with all ministries of the Government of Kosovo, especially with the Ministry of Economy and Finance, Central Bank of Kosovo, with international institutions, EUROSTAT, International Monetary Fund, World Bank, Sweden's SIDA, DFID, UNFPA, UNDP, UNVEF, and the statistics of countries in the region.

Statistical Office of Kosovo almost completely covers the territory of Kosovo, based on the statistical structure of the enumeration areas as the basic unit and sole in the country from which it gets first hand information. All surveys conducted in the field use the extension of the samples in these enumeration areas but also a statistical methodology according to international recommendations. During the collection of statistical data and reports from reporting entities are involved professionals, technicians, administrators, servants of the country offices, field enumerators from regional offices, etc.

We have successfully implemented the project of Population Census, Households and Dwellings in 2011, Census that was not carried out since 1981. Results obtained from the Census will have an important role in compiling the development policies.

The mission of the Office; to meet the needs of users with qualitative statistical data, objective, in time and space so that users have reliable base to conduct regular analysis in the interest of planning and project development at the municipal and country level. To support government institutions, scientific institutes, research academies, businesses in order to provide proper information for decision-makers and other users in Kosovo.

- **Address: STATISTICAL OFFICE OF KOSOVO,**
Street. "Zenel Salihu", No. 4, 10000 Prishtina
- **Telephone:** +381 (0) 38 235 111,
CEO: +381 (0) 38 235 111 102
- **Fax::** +381 (0) 38 235 033
- **Website:** www.ks-gov.net/esk
- **E-mail:** economic@ks-gov.net