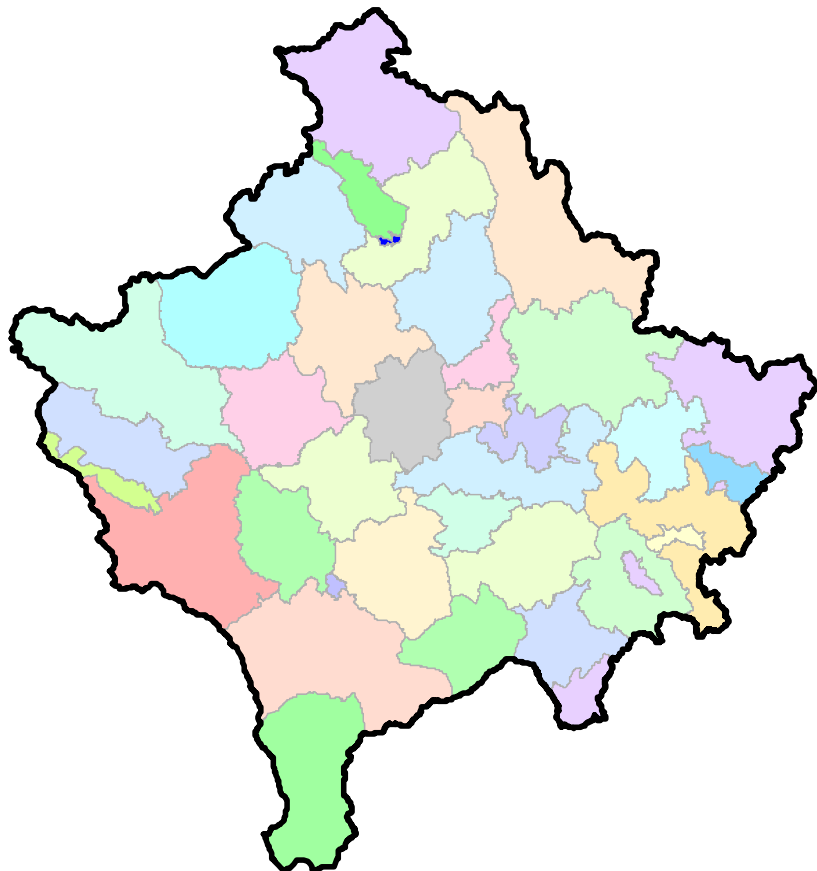




Republika e Kosovës
Republika Kosova-Republic of Kosovo
Qeveria - Vlada - Government
Zyra e Kryeministrit -Ured Premijera -Office of the Prime Minister
Agjencia e Statistikave të Kosovës - Agencija za Statistike Kosova - Kosovo Agency of Statistics

Series 3: Economic Statistics

Hotel Statistics (Q4 – 2012)



F o r e w o r d

Kosovo Agency of Statistics (KAS) respectively Department of Economic Statistics and National Accounts in 2008 began the research for hotel operations in Kosovo. During 2009 KAS started with publications of hotel statistics on a quarterly basis. This statistical publication presents a collection of statistical data from hotel activity in Kosovo. Another data source is the Ministry of Trade and Industry (MTI), Department of Hotel and Tourism.

Based on continued demand from various internal and external users for data and statistical information as well as according to Eurostat recommendations and manuals on indicators that should be published for hotel statistics, we have introduced information of interest.

The purpose of the publication is to expose the development trend of this economic activity in Kosovo. This publication will serve as a useful reference for all KAS users of statistical data, and as useful and relevant economic information for Kosovo.

We are grateful to the regional offices of KAS, the willingness of all hotels for their sincere cooperation, the Ministry of Trade and Industry (MTI), namely the Department of Tourism and Hotel and SIDA trainees for their contribution in the preparation of the publication.

The proposals, suggestions and feedback can be sent to email address:
economic@ks-gov.net.

Publication was prepared by:

Ilir T.Berisha – Director of Department
Hysni Elshani – Head of the Economic Statistics Sector
Sulltane Gashi- Senior Officer
Nazmije Belegu - Senior Officer
Bekim Bojku – Senior Officer
Ahmet Cakolli – Officer for Design.

March, 2013

Chief Executive Officer, KAS
Mr. Isa Krasniqi

- KAS** - Kosovo Agency of Statistics
- MTI** - Ministry of Trade and Industry
- Q₁** - First Quarter
- Q₂** - Second Quarter
- Q₃** - Third Quarter
- Q₄** - Fourth Quarter

- :** - The data is not available
- - Not applicable
- %** - Percentage

Contents

	Page
Methodology	4
Hotel capacity	5
Local and foreign visitors	7
Nights of stay by municipalities	12
Foreign visitors by municipalities.....	14
Nights of stay for foreign visitors by municipalities	19

Methodology

Kosovo Agency of Statistics (KAS) publishes data on Kosovo hotels for Q4 2012. Statistical information regarding the hotel and tourism activities were taken from statistical research organized throughout the country through regional statistical offices (total 7 of them).

Based on KAS statistical program, we obtain data on the number of hotels, number of employees, facilities (rooms, beds), number of visitors and nights of stay by month, and foreign visitors by country.

Scope / coverage

Number of hotels surveyed was a total of 108 licensed by the Ministry of Trade and Industry, Department of Tourism and Hotel. In this publication are not included: a number of hotels in Prishtina, from Podujeva and the municipality of Shterpce and some hotel facilities, which at the time of privatization were currently renovating and were considered inactive. Also included are free licensed motels that conduct this activity.

Definitions

Hotel

Hotel unit is an enterprise which in the business register is registered in hotel activity. Also, private hotel units are included in this group. Depending on the services of these units they are divided into hotels, motels, etc..

Tourism

Tourism comprises the activities of persons traveling to and staying in places different from their place of ordinary residence for a period not longer than one calendar year and the purpose of this trip is leisure, business or other.

Visitor

Visitor is a person who spends at least one night in a hotel in the place he/she visits. For the purposes of tourism statistics, the term "visitor" represents a "person" who travels to a different place from where he/she lives, for a period less than 12 months. It can be local or foreign.

Local visitor is a person with permanent residence in Kosovo, but that stays for at least one night in a different place in Kosovo.

Foreign visitor is considered a person with permanent residence abroad, but who stays temporarily in Kosovo for at least one night.

Nights of stay

A visitor who spends a night in a hotel known as the night of stay in our research.

Hotel capacity
¹ Table 1. Hotel capacity surveyed in Kosovo

Id. No.	Municipality	Number of hotels	Number of rooms				
			One bed	Two beds	Three beds	Apartments	Residency
01	Deqan	2	2	7	0	0	0
02	Gjakovë	5	60	71	0	4	2
04	Gjilan	8	52	41	26	5	0
06	Istog	3	26	10	4	6	0
07	Kaçanik	4	42	4	4	0	0
08	Klinë	3	11	21	0	2	0
09	Fushë Kosovë	2	29	4	0	2	0
11	Mitrovicë	4	0	103	2	5	5
13	Lipjan	5	65	0	0	0	0
15	Obiliq	3	43	5	0	1	0
16	Rahovec	3	24	15	0	1	0
17	Pejë	7	82	47	18	6	3
19	Prishtinë	28	408	470	36	70	12
20	Prizren	10	35	71	24	17	0
22	Shtime	3	25	0	0	0	0
24	Suharekë	2	1	23	3	1	0
25	Ferizaj	12	95	106	8	4	0
26	Viti	2	12	0	0	0	0
27	Vushtrri	2	17	7	2	2	0
	Total	108	1029	1005	127	126	22

Based on data which possesses the Ministry of Trade and Industry (MTI), Department of Hotels and Tourism, and the Kosovo Agency of Statistics (KAS), it appears that in all Kosovo municipalities hotel activity is exercised by 170 hotels licensed, but not all of this number is included in the quarterly survey of KAS. Cities that have the most hotels surveyed are: Pristina, Ferizaj, Prizren, Gjilan and Peja.

¹ Municipalities that have a hotel or in a survey have a hotel, due to confidentiality, are aggregated as Kamenica and Novo Berda is aggregated with Gjilan; Hani i Elezit is aggregated with Ferizaj; Dragash is aggregated with Prizren and Gllogovci with Pristina.

Table 1a. ² Capacity utilization in Kosovo hotels surveyed, in percentage (%)

Municipality/ Quarter	Deçan	Gjakovë	Glllogoc	Gjilan	Dragash	Istog	Kaçanik	Klinë	Fushë Kosovë	Kamenicë	Mitrovicë	Lipjan	O biliq	Rahovec	Pejë	Prishtinë	Prizren	Shim e	Suharekë	Ferizaj	Viti	Vushtri	Total
Q1 2009	3.24	2.70	0.32	4.00	1.69	6.38	10.69	2.42	3.85	4.63	3.31	15.85	3.23	1.20	4.56	12.92	2.23	2.24	3.54	2.95	4.48	2.34	6.82
Q2 2009	2.02	2.25	2.67	3.93	1.36	15.16	10.00	6.18	13.80	8.79	3.88	13.20	10.31	2.00	5.77	14.20	4.02	15.41	5.13	5.56	4.45	1.17	8.69
Q3 2009	19.33	31.69	29.61	35.63	58.55	8.11	15.86	32.07	6.29	6.49	31.35	7.77	0.00	40.07	5.99	6.02	21.87	53.75	18.94	17.95	20.60	63.30	10.69
Q4 2009	5.00	2.09	4.46	2.30	3.26	9.75	7.17	4.45	13.41	4.53	2.81	20.90	0.00	2.33	7.32	21.66	3.06	46.01	4.85	6.46	4.33	2.46	11.45
Q1 2010	1.45	2.18	5.02	2.09	1.05	12.82	25.55	3.87	10.54	4.76	3.90	22.73	1.14	1.05	4.39	14.71	2.42	5.68	4.95	3.96	3.90	1.25	8.47
Q2 2010	1.63	2.69	2.51	1.61	2.04	10.69	7.88	5.49	6.73	6.96	4.40	22.35	13.71	1.66	4.75	21.34	5.08	1.54	4.34	6.65	0.00	1.29	10.66
Q3 2010	2.35	2.51	3.07	2.93	3.52	19.34	12.25	5.77	1.15	3.44	4.45	1.58	0.91	1.97	5.07	15.32	6.91	1.69	4.66	4.79	0.00	3.68	7.47
Q4 2010	2.00	1.66	1.24	2.14	1.29	12.37	12.21	6.62	5.18	9.78	3.71	0.00	0.00	1.26	4.32	13.97	9.87	1.61	4.49	4.66	0.00	1.52	7.09
Q1 2011	0.53	0.44	0.47	2.34	1.94	1.53	8.68	2.58	0.47	8.24	3.62	22.00	0.00	0.56	1.96	13.02	2.25	1.31	4.60	4.37	0.00	1.96	6.59
Q2 2011	4.21	2.85	1.40	3.30	3.57	14.03	9.71	12.84	16.79	0.00	3.75	78.26	3.20	1.53	2.82	25.78	9.22	8.70	6.65	2.39	0.00	1.24	12.32
Q3 2011	9.24	2.34	0.82	3.57	-	13.34	4.35	4.71	21.43	-	3.40	3.84	9.74	2.83	3.80	18.52	6.25	2.48	6.52	4.44	40.31	2.63	8.94
Q4 2011	2.31	1.25	1.75	2.36	-	13.56	3.02	6.72	18.69	-	3.64	44.88	0.00	0.89	2.10	20.93	3.68	3.35	6.56	4.40	14.49	6.77	9.91
Q1 2012	2.13	1.08	6.96	2.15	-	5.63	4.29	2.01	9.94	-	3.84	46.79	1.00	0.75	3.62	18.30	2.81	2.15	4.85	5.16	0.00	1.25	8.12
Q2 2012	2.95	2.68	2.43	3.83	-	18.27	8.33	1.91	8.91	-	2.79	65.24	0.00	1.06	17.20	18.11	6.63	4.22	8.30	17.15	0.00	1.39	12.78
Q3 2012	3.261	3.122	0.00	3.846	-	19.54	4.737	1.712	36	-	3.721	39.55	0	1.03	5.266	19.58	8.024	4.13	9.726	4.755	0.00	1.146	12.41
Q4 2012	4.348	3.042	0.00	3.52	-	10.79	4.769	1.297	25.11	-	3.083	45.84	4.723	1.611	4.019	19.24	6.679	1.478	9.183	3.726	0.00	4.136	11.77

² Apartments and residences are calculated with the capacity to be used by two people per unit.

Local and foreign visitors
Table 2 Number of visitors (local and foreign) and the nights of stay, for the years 2008-2012

Period	Number of visitors		Nights of stay	
	Local	Foreign	Local	Foreign
2008	19,678	24,616	22,602	46,910
2009	52,631	36,318	54,876	76,042
2010	44,662	34,382	45,123	76,394
2011	42,044	30,349	44,757	65,584
2012	49,973	48,790	52,008	90,968

Table 2 shows the number of visitors - both local and foreign, and nights spent for local and foreign visitors during 2008-2012. In 2012 the number of local visitors increased by 18.86% compared to 2011 and local visitors nights of stay increased by 16.20%. Increase has also to foreign visitors to 60.76%, while nights of stay visitors increased to 38.70%.

Table 2a. Number of visitors (local and foreign) and the nights of stay, for the period Q1 2008 - Q4 2012

Period	Number of visitors		Nights of stay	
	Local	Foreign	Local	Foreign
Q1 2008	4,104	4,982	4,994	10,419
Q2 2008	5,142	6,380	5,824	12,428
Q3 2008	5,663	6,519	6,542	11,629
Q4 2008	4,769	6,735	5,242	12,434
Q1 2009	8,483	9,257	9,342	14,868
Q2 2009	13,040	7,599	14,082	17,103
Q3 2009	13,183	11,445	13,426	20,525
Q4 2009	17,925	8,017	18,026	23,546
Q1 2010	13,670	7,592	14,109	16,303
Q2 2010	16,789	10,208	16,789	21,478
Q3 2010	8,648	8,775	8,664	18,433
Q4 2010	5,556	7,807	5,561	20,180
Q1 2011	11,692	5,535	11,751	11,893
Q2 2011	11,405	9,889	12,401	21,944
Q3 2011	7,806	8,249	8,746	16,017
Q4 2011	11,141	6,676	11,859	15,730
Q1 2012	10,607	5,965	10,737	11,259
Q2 2012	13,581	14,025	14,418	24,638
Q3 2012	13,613	16,117	13,657	28,016
Q4 2012	12,172	12,683	13,196	27,055

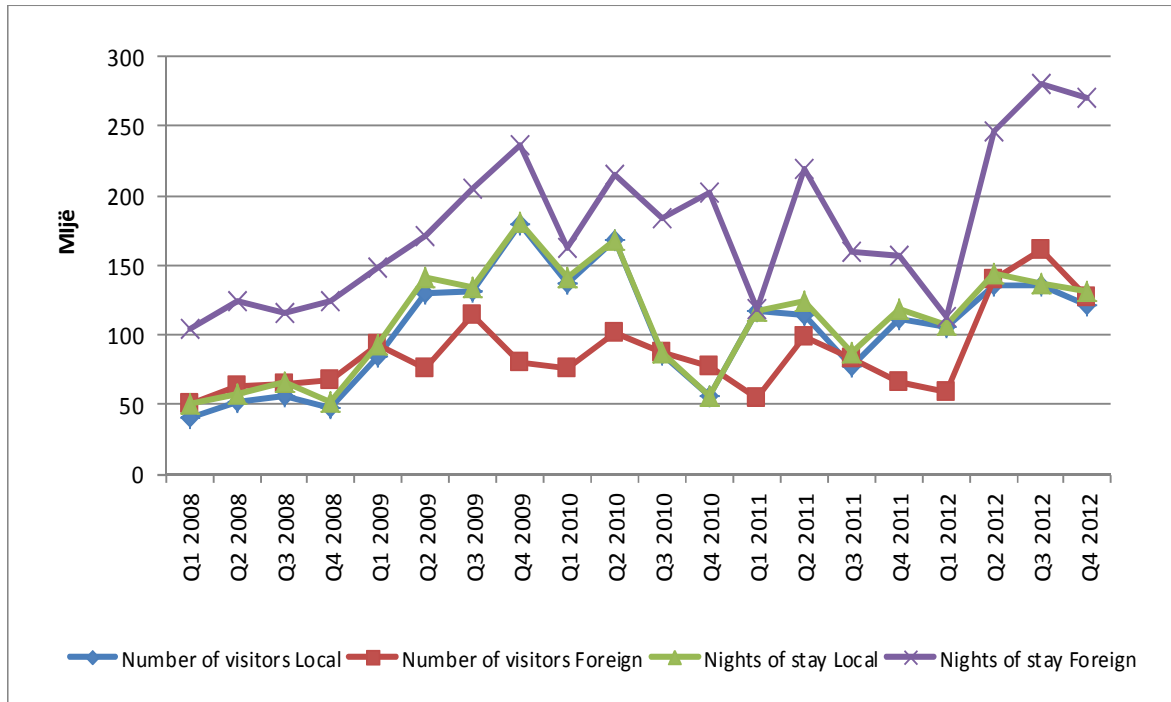
In Q4 2012 the number of visitors is 24,885 visitors, about 49% are local visitors, and 51% are foreign visitors and the number of nights spent in Q4 2012 is 40,251 approximately 32.78% of overnights are from locals and 67.22% are foreign.

Local visitors have stayed on average a night for those foreign visitor and two nights per visitor.

Table 2b Number of visitors (local and foreign) and their nights of stay, for the period January 2008 - September 2012

Period	Number of visitors		Nights of stay	
	Local	Foreign	Local	Foreign
Jan-08	1,337	1,502	1,785	2,735
Feb-08	1,232	1,630	1,448	4,023
Mar-08	1,535	1,850	1,761	3,661
Apr-08	1,612	2,042	1,930	4,059
May-08	1,658	2,165	1,750	4,318
Jun-08	1,872	2,173	2,144	4,051
Jul-08	1,884	2,157	2,039	4,113
Aug-08	1,962	2,022	2,233	3,512
Sep-08	1,817	2,340	2,270	4,004
Oct-08	1,672	2,604	1,851	4,803
Nov-08	1,534	2,289	1,717	4,304
Dec-08	1,563	1,842	1,674	3,327
Jan-09	2,691	3,011	2,948	4,495
Feb-09	2,704	2,965	3,031	4,728
Mar-09	3,088	3,281	3,363	5,645
Apr-09	4,026	2,376	4,354	5,434
May-09	4,322	2,708	4,706	5,883
Jun-09	4,692	2,515	5,022	5,786
Jul-09	4,157	3,509	4,183	6,656
Aug-09	4,695	3,896	4,728	6,886
Sep-09	4,331	4,040	4,515	6,983
Oct-09	5,877	2,895	5,938	8,231
Nov-09	5,694	2,561	5,712	8,136
Dec-09	6,354	2,561	6,376	7,179
Jan-10	5,416	2,189	5,580	4,842
Feb-10	3,701	2,492	3,817	5,545
Mar-10	4,553	2,911	4,712	5,916
Apr-10	5,539	2,900	5,539	6,015
May-10	5,541	3,734	5,541	7,378
Jun-10	5,709	3,574	5,709	8,085
Jul-10	3,263	2,885	3,263	5,968
Aug-10	2,778	2,793	2,778	5,978
Sep-10	2,607	3,097	2,623	6,487
Oct-10	1,910	2,668	1,910	7,436
Nov-10	1,685	2,620	1,690	6,120
Dec-10	1,961	2,519	1,961	6,624
Jan-11	4,257	1,653	4,268	3,350
Feb-11	3,868	1,682	3,885	3,966
Mar-11	3,567	2,200	3,598	4,577
Apr-11	3,667	3,095	3,978	7,538
May-11	3,720	3,402	4,041	7,338
Jun-11	4018	3,392	4,382	7,068
Jul-11	2724	2,837	3,049	5,623
Aug-11	2673	2,634	2,984	4,901
Sep-11	2409	2,778	2,713	5,493
Oct-11	3661	2,582	4,092	6,112
Nov-11	3666	2,299	3,795	5,185
Dec-11	3814	1,795	3,972	4,433
Jan-12	3381	2,122	3,411	3,501
Feb-12	3293	1,634	3,352	3,378
Mar-12	3933	2,209	3,974	4,380
Apr-12	3921	4,227	4,274	7,232
May-12	4675	4,657	4,856	7,813
Jun-12	4985	5,141	5,288	9,593
Jul-12	4653	5,441	4,677	9,394
Aug-12	4463	4,534	4,473	7,626
Sep-12	4497	6,142	4,507	10,996
Oct-12	4055	4,408	4,467	9,697
Nov-12	3545	4,160	3,792	8,783
Dec-12	4572	4,115	4,937	8,575

Graph 1. Movements (trends) of visitors (local and foreign) and nights of stay for period Q1 2008 - Q4 2012



Graph 2a. Number of visitors (local and foreign) and their nights of stay during Q4 2012 compared to Q4 2011 Q4 2010 Q4 2009 and Q4 2008

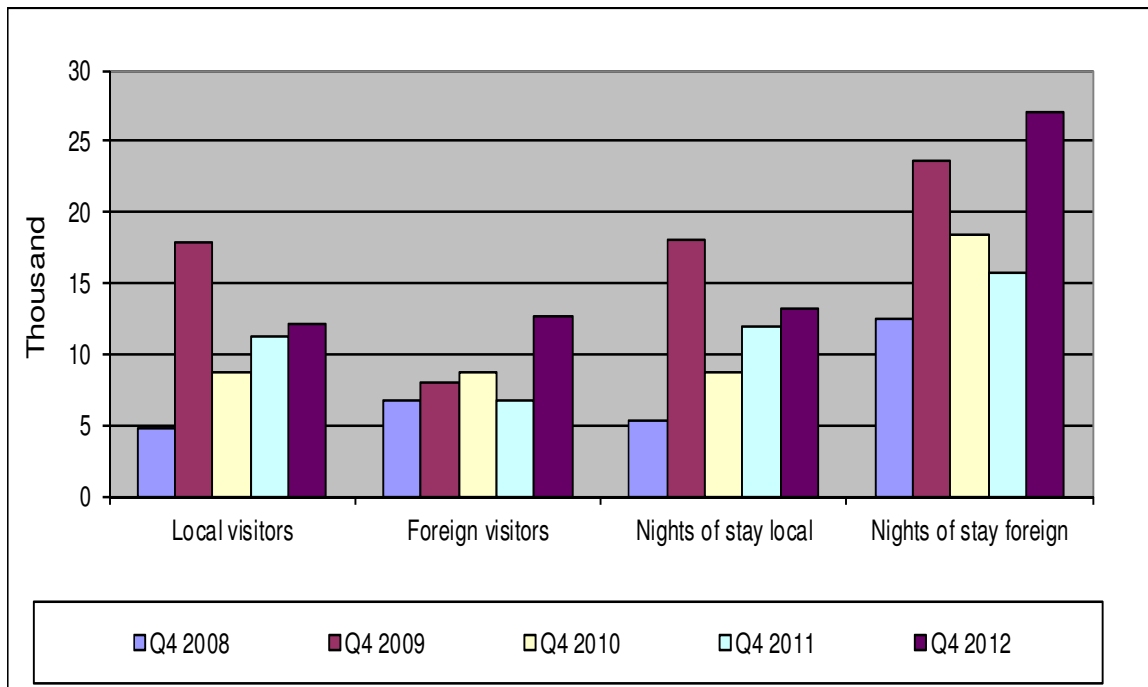


Table 3. Number of visitors (local and foreign) by municipalities during 2008-2012

Order No.	Municipality	2008	2009	2010	2011	2012
01	Deçan	100	259	159	182	130
02	Gjakovë	1,333	1,387	1,360	1,092	1,232
03	Glllogoc	316	278	303	106	195
04	Gjilan	2,207	2,251	1,770	1,646	1,937
06	Istog	1,050	2,091	2,866	2,663	2,741
07	Kaçanik	158	1,632	2,934	1,273	1,189
08	Klinë	1,748	1,970	2,838	2,138	588
09	Fushë Kosovë	1,123	2,318	1,800	2,770	3,430
11	Mitrovicë	1,055	1,971	2,524	2,261	2,702
12	Leposaviq	:	:	:	:	:
13	Lipjan	3,029	13,534	10,024	11,188	12,946
15	Obiliq	448	1,271	1,374	327	230
16	Rahovec	830	594	512	366	235
17	Pejë	2,126	4,227	2,633	1,832	4,264
18	Podujevë	-	-	-	-	-
19	Prishtinë	22,160	40,168	35,671	32,245	51,736
20	Prizren	2,419	3,584	3,636	4,135	4,589
21	Skenderaj	-	-	-	-	-
22	Shtime	23	3,122	510	396	272
23	Shtërpcë	:	:	:	:	:
24	Suharekë	1,213	1,055	1,027	1,299	1,623
25	Ferizaj	1,193	5,778	6,528	5,484	8,551
26	Viti	945	959	206	605	0
27	Vushtri	818	500	370	385	173
28	Zubim Potok	:	:	:	:	:
29	Zveçan	:	:	:	:	:
30	Malishevë	-	-	-	-	-
	Total	44,294	88,949	79,045	72,393	98,763

Table 3 presents the total number of visitors in cities throughout Kosovo during 2008-2012.

As shown in table 3 with the largest number of visitors during 2012 leads the capital of Kosovo, Prishtina with a total of 51,926 visitors, Lipjan ranks second with 12,946 visitors, Ferizaj ranks third with 8,551 visitors.

Table 3a. Number of visitors (local and foreign) in municipalities for Q1 2009 - Q4 2012

Order No.	Municipality	Q1-2009	Q2-2009	Q3-2009	Q4-2009	Q1-2010	Q2-2010	Q3-2010	Q4-2010	Q1-2011	Q2-2011	Q3-2011	Q4-2011	Q1-2012	Q2-2012	Q3-2012	Q4-2012
01	Deçan	45	26	94	94	29	37	50	43	11	57	87	27	27	31	31	41
02	Gjakovë	428	306	400	253	268	429	393	270	70	420	424	178	118	347	409	358
03	Gilgoc	8	68	87	115	128	64	79	32	12	36	21	37	133	62	0	0
04	Gjilan	578	571	651	451	411	341	546	472	382	369	542	353	323	550	574	490
06	Istog	198	760	763	370	514	556	1,079	717	89	797	1,178	599	450	715	881	695
07	Kaçanik	390	512	334	396	1,403	400	495	636	468	538	147	120	226	427	283	253
08	Klinë	300	763	282	625	501	736	718	883	297	926	18	897	236	158	126	68
09	Fushë Kosovë	648	431	357	882	747	496	206	351	85	743	1,176	766	380	365	2,137	548
11	Mitrovicë	446	562	521	442	617	638	662	607	574	551	710	426	735	587	736	644
12	Leposaviq	:	:	:	:	:	:	:	:	:	:	:	:	:	:	:	:
13	Lipjan	3,366	2,835	2,795	4,538	4,881	4,799	344	0	4,724	2,880	198	3,386	3,577	3,681	2,947	2,741
15	Obiliq	276	938	:	57	100	1,194	80	0	0	112	215	:	40	:	:	190
16	Rahovec	97	150	191	156	94	146	167	105	42	92	181	51	49	64	61	61
17	Pejë	502	633	2,303	789	623	651	736	623	285	464	526	557	844	1,644	1,106	670
18	Podujevë	-	-	-	-	-	-	-	-	-	-	-	-	-	-	-	-
19	Prishtinë	8,323	8,294	12,319	11,232	8,314	12,960	8,576	5,821	7,493	10,213	6,720	7,819	7,402	12,307	16,904	15,123
20	Prizren	727	897	1,071	889	577	1,089	1,084	886	692	1,628	1,141	674	507	1,313	1,461	1,308
21	Skenderaj	-	-	-	-	-	-	-	-	-	-	-	-	-	-	-	-
22	Shtime	101	729	91	2,201	269	73	91	77	62	200	57	77	49	94	95	34
23	Shtërpçë	:	:	:	:	:	:	:	:	:	:	:	:	:	:	:	:
24	Suharekë	201	287	302	265	271	244	266	246	255	350	348	346	249	419	496	459
25	Ferizaj	714	1,562	1,702	1,800	1,233	2,056	1,754	1,485	1,549	887	1,807	1,241	1,196	4,799	1,425	1,131
26	Viti	234	235	259	231	206	0	0	0	0	0	445	160	:	:	:	:
27	Vushtrri	158	80	106	156	76	88	97	109	137	31	114	103	31	43	58	41
28	Zubim Potok	:	:	:	:	:	:	:	:	:	:	:	:	:	:	:	:
29	Zveçan	:	:	:	:	:	:	:	:	:	:	:	:	:	:	:	:
30	Malishevë	-	-	-	-	-	-	-	-	-	-	-	-	-	-	-	-
	Total	17,740	20,639	24,628	25,942	21,262	26,997	17,423	13,363	17,227	21,294	16,055	17,817	16,572	27,606	29,730	24,855

Table 3a shows that in Q4 2012, the largest number of visitors has capital of Kosovo - Prishtina with 15,123 visitors, 2,741 Lipjani ranked second and third with 1,131 visitors ranked Ferizaj.

Nights of stay by municipalities
Table 4. Number of nights of stay of visitors (local and foreign) by municipalities during 2008 -2012

Order No.	Municipality	2008	2009	2010	2011	2012
01	Deçan	128	353	170	244	186
02	Gjakovë	1,537	1,823	1,620	1,369	1,968
03	Gillogoc	395	278	303	114	195
04	Gjilan	2,521	3,222	2,194	2,496	2,731
06	Istog	1,085	2,750	3,489	2,673	2,747
07	Kaçanik	162	1,867	3,175	1,399	1,334
08	Klinë	1,751	2,363	3,186	2,444	594
09	Fushë Kosovë	1,709	8,554	4,286	5,275	4,474
11	Mitrovicë	1,146	2,201	2,757	2,334	2,758
12	Leposaviq	:	:	:	:	:
13	Lipjan	3,422	13,534	10,024	11,188	12,946
15	Obiliq	501	2,164	1,378	327	279
16	Rahovec	864	719	534	417	280
17	Pejë	2,587	5,567	3,002	2,053	7,843
18	Podujevë	-	-	-	-	-
19	Prishtinë	44,171	67,715	67,703	63,716	84,952
20	Prizren	2,872	4,710	8,147	5,629	6,259
21	Skenderaj	-	-	-	-	-
22	Shtime	20	3,124	500	396	274
23	Shtërpcë	:	:	:	:	:
24	Suharekë	1,223	1,082	1,063	1,317	1,703
25	Ferizaj	1,652	7,416	7,248	5,789	11,123
26	Viti	945	959	206	605	-
27	Vushtrri	821	517	532	556	330
28	Zubim Potok	:	:	:	:	:
29	Zveçan	:	:	:	:	:
30	Malishevë	-	-	-	-	-
	Total	69,512	130,918	121,517	110,341	142,976

Table 4 presents the total nights spent in towns in Kosovo during 2008-2012.

As shown in table 4 with the largest number of nights spent during 2012 led the capital of Kosovo - Prishtina with a total of 84,952 nights of stay, Lipjan ranks second with 12,946 nights stay, Ferizaj ranks third with 11,123 nights of stay.

Table 4a. Number of nights of stay of visitors (local and foreign) for Q1 2009 - Q4 2012

Order No.	Municipality	Q1 2009	Q2 2009	Q3 2009	Q4 2009	Q1 2010	Q2 2010	Q3 2010	Q4 2010	Q1 2011	Q2 2011	Q3 2011	Q4 2011	Q1 2012	Q2 2012	Q3 2012	Q4 2012
01	Deçan	73	46	119	115	33	37	54	46	12	62	136	34	31	43	48	64
02	Gjakovë	477	401	569	376	388	480	452	300	79	556	478	256	219	541	609	599
03	Gilgoc	8	68	87	115	128	64	79	32	12	36	21	45	133	62	0	0
04	Gjilan	946	964	746	566	512	414	710	558	591	678	719	508	445	778	789	719
06	Istog	396	952	783	619	805	671	1,228	785	96	800	1,178	599	456	715	881	695
07	Kaçanik	577	546	348	396	1,395	430	676	674	474	518	232	175	285	485	292	272
08	Klinë	349	900	459	655	563	800	849	974	375	1,146	26	897	238	162	126	68
09	Fushë Kosovë	690	2,499	2,909	2,456	1,908	1,219	210	949	85	1,993	1,873	1,324	380	365	2,782	947
11	Mitrovicë	545	646	537	473	650	733	750	624	603	563	719	449	745	619	736	658
12	Leposaviq	:	:	:	:	:	:	:	0	:	:	:	:	:	:	:	:
13	Lipjan	3,366	2,835	2,795	4,538	4,881	4,799	344	0	4,724	2,880	198	3,386	3,577	3,681	2,947	2741
15	Obiliq	279	901	:	984	100	1,198	80	0	0	112	215	:	40	:	:	239
16	Rahovec	106	178	225	210	94	148	178	114	50	107	198	62	52	73	72	83
17	Pejë	727	930	2,718	1,192	707	765	826	704	316	493	675	569	963	4,587	1,376	917
18	Podujevë	-	-	-	-	-	-	-	-	-	-	-	-	-	-	-	-
19	Prishtinë	13,172	14,644	17,325	22,574	15,169	22,007	15,968	14,559	13,426	20,656	13,593	16,041	11,888	17,647	26,749	28668
20	Prizren	754	1,339	1,543	1,074	812	1,700	2,349	3,286	771	2,271	1,628	959	723	1,708	2,089	1739
21	Skenderaj	-	-	-	-	-	-	-	-	-	-	-	-	-	-	-	0
22	Shtime	105	729	89	2,201	269	73	81	77	62	200	57	77	49	96	95	34
23	Shtërpçë	:	:	:	:	:	:	:	:	:	:	:	:	:	:	:	:
24	Suharekë	201	294	306	281	284	249	270	260	264	355	348	350	256	438	519	490
25	Ferizaj	1,047	1,998	2,025	2,346	1,423	2,392	1,739	1,694	1,570	887	1,908	1,424	1,466	6,990	1,505	1162
26	Viti	234	235	259	231	206	0	0	0	0	0	445	160	0	0	0	0
27	Vushtrri	158	80	109	170	85	88	254	105	134	32	116	274	50	66	58	156
28	Zubim Potok	:	:	:	:	:	:	:	:	:	:	:	:	:	:	:	:
29	Zveçan	:	:	:	:	:	:	:	:	:	:	:	:	:	:	:	:
30	Malishevë	-	-	-	-	-	-	-	-	-	-	-	-	-	-	-	-
	Total	24,210	31,185	33,951	41,572	30,412	38,267	27,097	25,741	23,644	34,345	24,763	27,589	21,996	39,056	41,673	40,251

As shown in Table 4a with the largest number of nights stays for local and foreign visitors during Q3 2012 leads the capital of Kosovo - Prishtina with a total of 28,668 nights stay, Lipjan ranks second with 2,741 nights of stay and Ferizaj ranks third with 1,162 nights of stays for visitors (local and foreign).

Foreign visitors by municipalities
Table 5. Number of foreign visitors in Kosovo municipalities during the period January-December 2008

Order No.	Municipality	January	February	March	April	May	June	July	August	September	October	November	December	Total
01	Deçan	1	0	2	0	0	2	3	3	0	0	0	0	11
02	Gjakovë	23	27	27	76	78	78	46	75	60	70	37	28	625
03	Gillogoc	0	0	3	0	0	0	0	1	0	0	1	0	5
04	Gjilan	41	43	46	47	52	51	121	106	54	96	80	123	860
06	Istog	3	10	42	11	34	20	25	21	36	107	87	94	490
07	Kaçanik	2	2	2	1	2	1	2	3	4	3	6	6	34
08	Klinë	8	12	26	17	13	17	35	39	27	21	14	28	257
09	Fushë Kosovë	32	36	35	30	34	47	37	41	55	38	57	30	472
11	Mitrovicë	11	6	4	6	10	13	14	7	4	5	6	5	91
12	Leposaviq	:	:	:	:	:	:	:	:	:	:	:	:	:
13	Lipjan	3	4	5	4	3	-	1	2	3	2	2	-	29
15	Obiliq	3	5	4	8	5	7	11	18	5	6	5	27	104
16	Rahovec	33	8	15	13	8	14	25	11	10	19	15	10	181
17	Pejë	53	32	65	95	104	175	155	236	246	290	153	119	1,723
18	Podujevë	-	-	-	-	-	-	-	-	-	-	-	-	-
19	Prishtinë	1,190	1,336	1,464	1,614	1,694	1,600	1,481	1,278	1,737	1,804	1,716	1,302	18,216
20	Prizren	62	81	92	102	107	128	177	146	70	122	95	54	1,236
21	Skenderaj	-	-	-	-	-	-	-	-	-	-	-	-	-
22	Shtime	-	-	-	-	-	-	-	-	-	-	-	-	-
23	Shtërpçë	:	:	:	:	:	:	:	:	:	:	:	:	:
24	Suharekë	7	4	5	5	5	4	2	10	8	5	3	3	61
25	Ferizaj	28	24	12	13	13	14	18	21	18	13	11	9	194
26	Viti	-	-	-	-	-	-	-	-	-	-	-	-	-
27	Vushtri	2	-	1	-	3	2	4	4	3	3	1	4	27
28	Zubin Potok	:	:	:	:	:	:	:	:	:	:	:	:	:
29	Zveçan	:	:	:	:	:	:	:	:	:	:	:	:	:
30	Malishevë	-	-	-	-	-	-	-	-	-	-	-	-	-
	Total	1,502	1,630	1,850	2,042	2,165	2,173	2,157	2,022	2,340	2,604	2,289	1,842	24,616

Table 5a. Number of foreign visitors in Kosovo municipalities during the period January-December 2009

Order No.	Municipality	January	February	March	April	May	June	July	August	September	October	November	December	Total
01	Deçan	3	2	2	3	2	6	2	4	0	5	2	9	40
02	Gjakovë	14	50	53	16	15	27	67	83	39	67	27	34	492
03	Gillogoc	0	0	0	0	0	0	0	0	30	0	0	0	30
04	Gjilan	83	56	72	95	70	84	140	76	63	74	65	59	937
06	Istog	12	9	32	16	40	33	40	38	32	45	14	25	336
07	Kaçanik	24	18	23	11	22	37	12	14	16	26	35	40	278
08	Klinë	38	38	39	47	60	80	33	39	30	82	81	91	658
09	Fushë Kosovë	55	84	80	68	69	85	68	84	72	113	102	104	984
11	Mitrovicë	21	22	34	49	45	67	61	69	34	24	18	15	459
12	Leposaviq	:	:	:	:	:	:	:	:	:	:	:	:	:
13	Lipjan	0	0	0	1	0	0	0	0	4	8	6	9	28
15	Obiliq	44	38	51	43	27	72	:	:	:	10	10	10	305
16	Rahovec	13	8	10	12	6	7	10	10	8	12	7	11	114
17	Pejë	100	90	117	158	146	142	481	454	679	148	137	117	2,769
18	Podujevë	-	-	-	-	-	-	-	-	-	-	-	-	-
19	Prishtinë	2,442	2,301	2,539	1,648	1,860	1,601	2,259	2,591	2,621	2,025	1,772	1,775	25,434
20	Prizren	92	191	170	143	266	216	134	303	290	130	187	155	2,277
21	Skenderaj	-	-	-	-	-	-	-	-	-	-	-	-	-
22	Shtime	0	4	0	4	6	9	2	0	0	0	0	0	25
23	Shtërpcë	:	:	:	:	:	:	:	:	:	:	:	:	:
24	Suharekë	16	13	10	12	13	10	10	16	15	0	12	8	135
25	Ferizaj	46	35	40	48	58	39	187	110	103	118	67	79	930
26	Viti	-	-	-	-	-	-	-	-	-	-	-	-	-
27	Vushtrri	8	6	9	2	3	0	3	5	4	8	19	20	87
28	Zubin Potok	:	:	:	:	:	:	:	:	:	:	:	:	:
29	Zveçan	:	:	:	:	:	:	:	:	:	:	:	:	:
30	Malishevë	-	-	-	-	-	-	-	-	-	-	-	-	-
	Total	3,011	2,965	3,281	2,376	2,708	2,515	3,509	3,896	4,040	2,895	2,561	2,561	36,318

Table 5b. Number of foreign visitors in Kosovo municipalities during the period January-December 2010

Order No.	Municipality	January	February	March	April	May	June	July	August	September	October	November	December	Total
01	Deçan	2	0	3	0	2	3	4	8	6	1	1	8	38
02	Gjakovë	21	26	30	62	68	79	71	60	68	55	13	50	603
03	Gillogoc	0	0	0	0	0	0	0	0	0	0	0	0	0
04	Gjilan	57	60	69	44	69	42	119	76	65	64	55	59	779
06	Istog	53	23	31	22	39	63	65	51	92	88	48	88	663
07	Kaçanik	10	8	11	49	26	33	8	21	14	5	6	3	194
08	Klinë	36	36	66	73	81	118	73	103	91	110	65	117	969
09	Fushë Kosovë	84	76	73	45	59	50	47	53	53	11	56	36	643
11	Mitrovicë	29	39	45	41	42	64	103	55	37	34	32	87	608
12	Leposaviq	:	:	:	:	:	:	:	:	:	:	:	:	:
13	Lipjan	4	2	3	0	0	0	0	0	0	0	0	0	9
15	Obiliq	10	20	25	2	1	1	20	15	10	0	0	0	104
16	Rahovec	3	0	5	4	6	13	16	19	6	5	3	13	93
17	Pejë	120	80	128	84	105	147	172	125	159	136	125	139	1,520
18	Podujevë	-	-	-	-	-	-	-	-	-	-	-	-	-
19	Prishtinë	1,641	1,965	2,244	2,213	2,885	2,620	1,814	1,787	2,168	1,872	1,949	1,514	24,672
20	Prizren	71	97	118	181	236	240	221	240	216	166	161	309	2,256
21	Skenderaj	-	-	-	-	-	-	-	-	-	-	-	-	-
22	Shtime	1	0	0	0	1	0	2	10	2	0	0	1	17
23	Shtërpcë	:	:	:	:	:	:	:	:	:	:	:	:	:
24	Suharekë	2	6	5	6	7	7	5	10	9	4	9	8	78
25	Ferizaj	35	43	38	59	69	74	124	134	75	99	90	77	917
26	Viti	0	0	0	0	0	0	0	0	0	0	0	0	0
27	Vushtri	10	11	17	15	38	20	21	26	26	18	7	10	219
28	Zubin Potok	:	:	:	:	:	:	:	:	:	:	:	:	:
29	Zveçan	:	:	:	:	:	:	:	:	:	:	:	:	:
30	Malishevë	-	-	-	-	-	-	-	-	-	-	-	-	-
	Total	2,189	2,492	2,911	2,900	3,734	3,574	2,885	2,793	3,097	2,668	2,620	2,519	34,382

Table 5c. Number of foreign visitors in Kosovo municipalities during the period January-December 2011

Order No.	Municipality	January	February	March	April	May	June	July	August	September	October	November	December	Total
01	Deçan	3	0	1	2	1	5	6	11	6	1	3	5	44
02	Gjakovë	10	3	6	43	56	22	82	86	109	19	11	21	468
03	Gillogoc	0	0	0	0	0	0	0	0	0	0	0	0	0
04	Gjilan	54	40	55	76	79	63	117	62	60	57	42	50	755
05	Dragash	2	5	5	4	6	10	0	0	0	0	0	0	32
06	Istog	14	2	4	46	74	119	101	79	38	58	36	8	579
07	Kaçanik	7	12	2	10	6	35	29	15	9	7	10	8	150
08	Klinë	35	45	50	140	135	160	3	0	0	57	28	31	684
09	Fushë Kosovë	0	0	0	69	68	67	222	212	177	141	158	142	1,256
11	Mitrovicë	13	26	35	22	9	101	42	73	99	33	26	53	532
12	Leposaviq	:	:	:	:	:	:	:	:	:	:	:	:	:
13	Lipjan	0	0	0	0	0	0	0	0	0	0	0	0	0
15	Obiliq	0	0	0	5	7	6	52	33	32	:	:	:	135
16	Rahovec	8	3	3	10	5	13	9	6	6	4	1	10	78
17	Pejë	58	44	76	74	77	95	134	118	107	75	38	55	951
18	Podujevë	-	-	-	-	-	-	-	-	-	-	-	-	-
19	Prishtinë	1,079	1,224	1,684	2,061	2,574	2,312	1,638	1,561	1,782	1,854	1,761	1,202	20,732
20	Prizren	150	122	93	465	239	284	305	239	234	183	104	112	2,530
21	Skenderaj	-	-	-	-	-	-	-	-	-	-	-	-	-
22	Shtime	1	0	0	0	0	0	0	1	0	2	0	7	11
23	Shtërpcë	:	:	:	:	:	:	:	:	:	:	:	:	:
24	Suharekë	5	6	7	12	16	19	5	8	6	2	6	8	100
25	Ferizaj	195	145	164	50	48	71	77	110	99	79	68	66	1,172
26	Viti	0	0	0	0	0	0	0	0	0	0	0	0	0
27	Vushtrri	19	5	15	6	2	10	15	20	14	10	7	17	140
28	Zubin Potok	:	:	:	:	:	:	:	:	:	:	:	:	:
29	Zveçan	:	:	:	:	:	:	:	:	:	:	:	:	:
30	Malishevë	-	-	-	-	-	-	-	-	-	-	-	-	-
	Total	1,653	1,682	2,200	3,095	3,402	3,392	2,837	2,634	2,778	2,582	2,299	1,795	30,349

Table 5d. Number of foreign visitors in Kosovo municipalities during the period January-December 2012

Order No.	Municipality	January	February	March	April	May	June	July	August	September	October	November	December	Total
01	Deçan	3	0	3	1	3	7	3	3	4	3	2	9	41
02	Gjakovë	23	12	16	20	58	171	55	58	97	76	20	29	635
03	Gillogoc	0	0	0	0	0	0	0	0	0	0	0	0	0
04	Gjilan	70	38	49	60	121	54	126	85	68	84	64	67	886
06	Istog	31	31	18	60	38	43	76	51	37	48	46	13	492
07	Kaçanik	25	19	19	8	6	5	13	16	9	6	4	11	141
08	Klinë	5	8	11	12	16	20	1	1	0	0	0	0	74
09	Fushë Kosovë	20	15	25	0	0	60	498	493	513	15	11	20	1,670
11	Mitrovicë	17	25	60	23	77	31	48	41	39	28	29	24	442
12	Leposaviq	:	:	:	:	:	:	:	:	:	:	:	:	:
13	Lipjan	0	0	0	0	1	0	10	8	3	0	0	0	22
15	Obiliq	:	:	:	:	:	:	:	:	:	2	5	12	19
16	Rahovec	5	3	3	1	3	11	7	8	3	8	3	8	63
17	Pejë	131	117	175	189	166	396	172	182	146	121	92	135	2,022
18	Podujevë	-	-	-	-	-	-	-	-	-	-	-	-	-
19	Prishtinë	1,628	1,302	1,653	2,864	3,018	3,128	3,934	3,224	4,798	3,697	3,433	3,507	36,186
20	Prizren	96	0	125	163	177	317	383	179	287	236	350	169	2,482
21	Skenderaj	-	-	-	-	-	-	-	-	-	-	-	-	-
22	Shtime	0	0	0	3	0	0	0	0	0	0	0	0	3
23	Shtërpcë	:	:	:	:	:	:	:	:	:	:	:	:	:
24	Suharekë	9	0	0	14	20	27	20	32	29	16	26	20	213
25	Ferizaj	51	57	44	800	944	861	84	138	93	61	65	86	3,284
26	Viti	0	0	0	0	0	0	0	0	0	0	0	0	0
27	Vushtrri	8	7	8	9	9	10	11	15	16	7	10	5	115
28	Zubin Potok	:	:	:	:	:	:	:	:	:	:	:	:	:
29	Zveçan	:	:	:	:	:	:	:	:	:	:	:	:	:
30	Malishevë	-	-	-	-	-	-	-	-	-	-	-	-	-
	Total	2,122	1,634	2,209	4,227	4,657	5,141	5,441	4,534	6,142	4,408	4,160	4,115	48,790

Nights of stay for foreign visitors by municipalities
Table 6. Number of nights of stay of foreign visitors in Kosovo municipalities during the period January - December 2008

Order No.	Municipality	January	February	March	April	May	June	July	August	September	October	November	December	Total
01	Deçan	7	-	3	-	-	4	2	-	-	-	-	-	16
02	Gjakovë	39	47	31	118	68	29	33	78	91	91	58	44	727
03	Gilgoc	-	-	3	-	-	-	-	-	-	-	2	-	5
04	Gjilan	48	60	61	50	99	93	125	57	162	162	117	148	1,182
06	Istog	3	13	45	11	33	23	25	42	111	111	87	94	598
07	Kaçanik	2	2	2	1	2	1	2	4	3	3	7	9	38
08	Klinë	17	21	35	30	25	28	37	43	34	34	31	41	376
09	Fushë Kosovë	77	63	73	64	58	69	59	55	55	55	69	55	752
11	Mitrovicë	16	6	6	10	13	17	27	4	10	10	17	18	154
12	Leposaviq	:	:	:	:	:	:	:	:	:	:	:	:	:
13	Lipjan	3	14	5	4	3	-	10	3	3	3	4	-	52
15	Obiliq	1	7	1	15	1	1	9	1	1	1	7	4	49
16	Rahovec	43	11	18	16	10	14	27	13	20	20	20	10	222
17	Pejë	53	32	87	101	122	209	242	290	337	337	184	155	2,149
18	Podujevë	-	-	-	-	-	-	-	-	-	-	-	-	-
19	Prishtinë	2,275	3,626	3,142	3,491	3,738	3,330	3,282	3,269	3,803	3,803	3,551	2,668	39,978
20	Prizren	85	91	131	130	124	213	208	96	150	150	133	64	1,575
21	Skenderaj	-	-	-	-	-	-	-	-	-	-	-	-	-
22	Shtime	-	-	-	-	-	-	-	-	-	-	-	-	-
23	Shtërpcë	:	:	:	:	:	:	:	:	:	:	:	:	:
24	Suharekë	7	4	5	5	5	4	2	8	5	5	3	3	56
25	Ferizaj	56	26	12	13	14	14	18	36	15	15	13	9	241
26	Viti	-	-	-	-	-	-	-	-	-	-	-	-	-
27	Vushtri	3	0	1	0	3	2	5	5	3	3	1	5	31
28	Zubin Potok	:	:	:	:	:	:	:	:	:	:	:	:	:
29	Zveçan	:	:	:	:	:	:	:	:	:	:	:	:	:
30	Malishevë	-	-	-	-	-	-	-	-	-	-	-	-	-
	Total	2,735	4,023	3,661	4,059	4,318	4,051	4,113	4,004	4,803	4,803	4,304	3,327	48,201

Table 6a. Number of nights of stay of foreign visitors in Kosovo municipalities during the period January - December 2009

Order No.	Municipality	January	February	March	April	May	June	July	August	September	October	November	December	Total
01	Deçan	8	4	3	5	4	10	4	4	0	9	4	20	75
02	Gjakovë	19	51	51	23	30	52	102	164	68	142	63	46	811
03	Gillogoc	0	0	0	0	0	0	0	0	30	0	0	0	30
04	Gjilan	119	115	100	135	113	118	165	115	86	114	119	80	1,379
06	Istog	12	13	66	39	67	60	50	39	41	204	75	32	698
07	Kaçanik	87	46	99	11	29	64	12	28	16	26	35	40	493
08	Klinë	47	50	58	78	115	151	112	111	56	92	91	101	1,062
09	Fushë Kosovë	65	87	87	625	676	708	915	1,012	849	738	758	384	6,904
11	Mitrovicë	54	42	80	77	64	79	73	71	36	24	18	46	664
12	Leposaviq	:	:	:	:	:	:	:	:	:	:	:	:	:
13	Lipjan	0	0	0	1	0	0	0	0	4	8	6	9	28
15	Obiliq	46	40	50	43	27	35	:	:	:	300	310	320	1,171
16	Rahovec	11	10	12	22	14	14	18	19	15	35	29	20	219
17	Pejë	173	135	176	216	205	241	596	625	784	292	273	238	3,954
18	Podujevë	-	-	-	-	-	-	-	-	-	-	-	-	-
19	Prishtinë	3,582	3,790	4,486	3,666	3,911	3,812	4,154	4,029	4,302	5,736	5,827	5,318	52,613
20	Prizren	92	191	191	310	435	268	165	423	449	211	252	194	3,181
21	Skenderaj	-	-	-	-	-	-	-	-	-	-	-	-	-
22	Shtime	0	4	0	4	6	9	0	0	0	0	0	0	23
23	Shtërpcë	:	:	:	:	:	:	:	:	:	:	:	:	:
24	Suharekë	16	13	10	12	20	10	12	18	15	0	24	12	162
25	Ferizaj	156	131	167	165	164	155	273	222	228	289	227	294	2,471
26	Viti	-	-	-	-	-	-	-	-	-	-	-	-	-
27	Vushtrri	8	6	9	2	3	0	5	6	4	11	25	25	104
28	Zubin Potok	:	:	:	:	:	:	:	:	:	:	:	:	:
29	Zveçan	:	:	:	:	:	:	:	:	:	:	:	:	:
30	Malishevë	-	-	-	-	-	-	-	-	-	-	-	-	-
	Total	4,495	4,728	5,645	5,434	5,883	5,786	6,656	6,886	6,983	8,231	8,136	7,179	76,042

Table 6b. Number of nights of stay of foreign visitors in Kosovo municipalities during the period January - December 2010

Order No.	Municipality	January	February	March	April	May	June	July	August	September	October	November	December	Total
01	Deçan	4	0	5	0	2	3	5	8	9	3	1	9	49
02	Gjakovë	43	117	42	66	115	79	97	101	60	56	18	74	868
03	Glllogoc	0	0	0	0	0	0	0	0	0	0	0	0	-
04	Gjilan	92	92	103	63	103	62	195	125	104	101	79	84	1,203
06	Istog	251	96	51	43	62	134	145	105	107	96	93	103	1,286
07	Kaçanik	2	8	11	41	31	66	30	173	21	23	20	9	435
08	Klinë	51	61	76	102	88	146	107	165	126	147	100	135	1,304
09	Fushë Kosovë	379	339	383	291	290	296	49	47	61	253	209	237	2,834
11	Mitrovicë	46	42	58	69	64	109	140	83	60	38	36	96	841
12	Leposaviq	:	:	:	:	:	:	:	:	:	:	:	:	:
13	Lipjan	4	2	3	0	0	0	0	0	0	0	0	0	9
15	Obiliq	10	20	25	2	3	3	20	15	10	0	0	0	108
16	Rahovec	3	0	5	6	6	13	21	20	11	8	6	16	115
17	Pejë	162	97	144	113	142	195	188	137	221	194	138	149	1,880
18	Podujevë	-	-	-	-	-	-	-	-	-	-	-	-	-
19	Prishtinë	3,541	4,413	4,654	4,654	5,852	6,259	3,963	4,181	5,001	5,371	4,339	4,363	56,591
20	Prizren	134	141	213	355	386	527	795	595	552	964	899	1,171	6,732
21	Skenderaj	-	-	-	-	-	-	-	-	-	-	-	-	-
22	Shtime	1	0	0	0	1	0	2	0	2	0	0	1	7
23	Shtërpcë	:	:	:	:	:	:	:	:	:	:	:	:	:
24	Suharekë	4	12	10	8	10	7	5	14	9	4	15	16	114
25	Ferizaj	100	93	113	187	185	166	108	127	83	159	161	155	1,637
26	Viti	0	0	0	0	0	0	0	0	0	0	0	0	-
27	Vushtrri	15	12	20	15	38	20	98	82	50	19	6	6	381
28	Zubin Potok	:	:	:	:	:	:	:	:	:	:	:	:	:
29	Zveçan	:	:	:	:	:	:	:	:	:	:	:	:	:
30	Malishevë	-	-	-	-	-	-	-	-	-	-	-	-	-
	Total	4,842	5,545	5,916	6,015	7,378	8,085	5,968	5,978	6,487	7,436	6,120	6,624	76,394

Table 6c. Number of nights of stay of foreign visitors in Kosovo municipalities during the period January - December 2011

Order No.	Municipality	January	February	March	April	May	June	July	August	September	October	November	December	Total
01	Deçan	3	0	2	2	2	9	17	35	20	2	3	11	106
02	Gjakovë	10	6	12	46	179	32	99	112	120	50	23	56	745
03	Gillogoc	0	0	0	0	0	0	0	0	0	0	0	0	0
04	Gjilan	124	72	152	232	175	120	161	110	145	130	59	66	1,546
06	Istog	14	2	8	46	74	119	101	79	38	58	36	8	583
07	Kaçanik	9	16	2	10	6	15	49	19	70	14	50	16	276
08	Klinë	50	67	75	210	195	250	3	0	0	57	28	31	966
09	Fushë Kosovë	0	0	0	554	508	392	482	494	332	313	355	318	3,748
11	Mitrovicë	27	27	49	28	9	107	45	77	101	42	30	63	605
12	Leposaviq	:	:	:	:	:	:	:	:	:	:	:	:	:
13	Lipjan	0	0	0	0	0	0	0	0	0	0	0	0	0
15	Obiliq		0	0	5	7	6	52	33	32	:	:	:	135
16	Rahovec	12	5	5	13	9	21	17	10	11	5	2	19	129
17	Pejë	58	56	105	89	83	103	164	180	131	75	38	61	1,143
18	Podujevë	-	-	-	-	-	-	-	-	-	-	-	-	-
19	Prishtinë	2,696	3,409	3,827	5,419	5,604	5,394	3,801	3,181	3,990	4,896	4,236	3,427	49,880
20	Prizren	170	143	131	817	420	394	495	402	351	288	161	176	3,948
21	Skenderaj	-	-	-	-	-	-	-	-	-	-	-	-	-
22	Shtime	1	0	0	0	0	0	0	1	0	2	0	7	11
23	Shtërpcë	:	:	:	:	:	:	:	:	:	:	:	:	:
24	Suharekë	5	8	14	12	16	24	5	8	6	4	6	10	118
25	Ferizaj	160	145	180	49	49	71	117	140	130	146	124	126	1,437
26	Viti	0	0	0	0	0	0	0	0	0	0	0	0	0
27	Vushtrri	11	10	15	6	2	11	15	20	16	30	34	38	208
28	Zubin Potok	:	:	:	:	:	:	:	:	:	:	:	:	:
29	Zveçan	:	:	:	:	:	:	:	:	:	:	:	:	:
30	Malishevë	-	-	-	-	-	-	-	-	-	-	-	-	-
	Total	3,350	3,966	4,577	7,538	7,338	7,068	5,623	4,901	5,493	6,112	5,185	4,433	65,584

Table 6d. Number of nights of stay of foreign visitors in Kosovo municipalities during the period January - December 2012

Order No.	Municipality	January	February	March	April	May	June	July	August	September	October	November	December	Total
01	Deçan	5	0	5	1	5	17	3	3	21	7	3	27	97
02	Gjakovë	34	28	84	49	98	296	142	115	153	230	30	48	1,307
03	Glogoc	0	0	0	0	0	0	0	0	0				0
04	Gjilan	108	64	82	96	262	105	214	137	143	179	98	106	1,594
06	Istog	31	31	18	60	38	43	76	51	37	48	46	13	492
07	Kaçanik	35	39	48	22	25	30	20	16	11	10	8	22	286
08	Klinë	5	8	11	12	16	20	1	1	0	0	0	0	74
09	Fushë Kosovë	20	15	25	0	0	60	688	730	731	125	200	120	2,714
11	Mitrovicë	17	33	62	23	102	34	48	41	39	28	29	24	480
12	Leposaviq	:	:	:	:	:	:	:	:	:	:	:	:	:
13	Lipjan	0	0	0	0	1	0	10	8	3	0	0	0	22
15	Obiliq	0	0	0	0	0	0	0	0	0	22	16	30	68
16	Rahovec	6	5	3	3	4	17	9	15	5	12	11	18	108
17	Pejë	162	130	190	782	578	1,881	294	301	175	203	141	151	4,988
18	Podujevë	-	-	0	-	-	-	-	-	-	-	-	-	-
19	Prishtinë	2,717	2,860	3,471	4,530	4,838	5,042	7,019	5,682	9,056	8,379	7,556	7,601	68,751
20	Prizren	185	0	242	245	270	511	712	313	452	358	517	271	4,076
21	Skenderaj	-	-	-	-	-	-	-	-	-	-	-	-	-
22	Shtime	0	0	0	5	0	0	0	0	0	0	0	0	5
23	Shtërpcë	:	:	:	:	:	:	:	:	:	:	:	:	:
24	Suharekë	16	0	0	14	24	42	28	40	36	24	39	30	293
25	Ferizaj	146	152	124	1,373	1,539	1,474	119	158	118	65	73	105	5,446
26	Viti	0	0	0	0	0	0	0	0	0	0	0	0	0
27	Vushtrri	14	13	15	17	13	21	11	15	16	7	16	9	167
28	Zubin Potok	:	:	:	:	:	:	:	:	:	:	:	:	:
29	Zveçan	:	:	:	:	:	:	:	:	:	:	:	:	:
30	Malishevë	-	-	-	-	-	-	-	-	-	-	-	-	-
	Total	3,501	3,378	4,380	7,232	7,813	9,593	9,394	7,626	10,996	9,697	8,783	8,575	90,968

Table 7. Number of foreign visitors by country of origin during the period January-December 2008

Order No.	Country	January	February	March	April	May	June	July	August	September	October	November	December	Total
1	Austria	10	2	5	18	8	5	6	22	11	20	5	15	127
2	Belgium	3	3	8	0	1	7	4	6	20	6	2	2	62
3	Bosnia & Herzegovina	12	10	14	16	17	10	13	15	5	15	28	12	167
4	UK	87	109	101	118	156	132	120	133	119	143	147	122	1,487
5	France	119	18	14	17	9	7	3	25	11	28	17	20	288
6	Germany	144	146	148	150	19	17	14	12	22	27	19	16	734
7	Greece	4	10	23	17	123	149	303	236	184	174	163	192	1,578
8	Netherlands	2	6	0	2	4	12	5	4	8	19	17	5	84
9	Italy	47	57	109	133	72	108	106	42	109	107	95	104	1,089
10	Croatia	46	26	167	35	38	37	124	33	165	58	158	44	931
11	Montenegro	8	3	8	25	18	8	18	11	25	8	15	19	166
12	Macedonia	69	54	37	64	250	62	209	85	86	135	77	67	1,195
13	Poland	2	10	16	20	5	3	6	4	1	6	12	4	89
14	Serbia	16	11	13	27	16	15	39	21	30	26	14	22	250
15	US	153	229	145	211	200	234	254	184	284	204	169	183	2,450
16	Albania	204	221	167	236	193	432	226	385	281	401	208	259	3,213
17	Slovenia	47	24	117	65	261	76	51	164	95	253	73	63	1,289
18	Spain	9	6	6	6	12	8	12	11	31	10	10	10	131
19	Turkey	148	123	50	77	104	141	87	106	230	113	391	124	1,694
20	Switzerland	77	129	111	74	93	229	133	112	81	216	85	112	1,452
21	Other	295	433	591	731	566	481	424	411	542	635	584	447	6,140
	Total	1,502	1,630	1,850	2,042	2,165	2,173	2,157	2,022	2,340	2,604	2,289	1,842	24,616

Table 7a. Number of foreign visitors by country of origin during the period January-December 2009

Order No.	Country	January	February	March	April	May	June	July	August	September	October	November	December	Total
1	Austria	61	71	63	63	47	84	78	113	111	63	59	43	856
2	Belgium	4	8	9	10	0	14	16	5	5	28	0	1	100
3	Bosnia & Herzegovina	36	48	70	107	67	40	73	290	96	6	20	27	880
4	UK	196	173	223	198	148	253	235	173	250	144	109	100	2,202
5	France	42	32	44	86	65	41	139	141	142	37	56	26	851
6	Germany	412	343	423	250	375	290	294	320	318	200	175	198	3,598
7	Greece	137	199	90	20	27	7	8	0	14	11	0	0	513
8	Netherlands	9	10	18	115	84	37	2	2	12	12	16	0	317
9	Italy	150	133	137	113	113	66	123	129	150	130	115	70	1,429
10	Croatia	97	131	161	91	108	43	87	95	99	118	60	48	1,138
11	Montenegro	30	17	17	19	43	37	20	13	59	27	29	39	350
12	Macedonia	179	191	145	123	130	108	146	88	124	110	108	124	1,576
13	Poland	1	7	5	5	1	1	0	2	1	0	21	0	44
14	Serbia	19	39	24	27	23	28	38	49	57	34	212	28	578
15	US	251	258	324	147	251	234	366	381	360	306	212	189	3,279
16	Albania	496	417	542	324	417	384	618	713	638	609	576	579	6,313
17	Slovenia	113	104	201	109	111	66	150	199	174	100	76	78	1,481
18	Spain	4	4	3	8	8	14	0	2	5	4	2	8	62
19	Turkey	193	252	176	174	187	232	259	388	460	296	224	257	3,098
20	Switzerland	194	167	225	67	63	82	73	54	43	104	78	95	1,245
21	Other	387	361	381	320	440	454	784	739	922	556	413	651	6,408
	Total	3,011	2,965	3,281	2,376	2,708	2,515	3,509	3,896	4,040	2,895	2,561	2,561	36,318

Table 7b. Number of foreign visitors by country of origin during the period January-December 2010

Order No.	Country	January	February	March	April	May	June	July	August	September	October	November	December	Total
1	Austria	28	24	17	17	33	30	37	20	23	88	61	73	451
2	Belgium	14	2	3	2	5	6	17	9	9	3	8	7	85
3	Bosnia & Herzegovina	30	32	32	3	11	6	8	6	15	8	9	109	269
4	UK	118	117	134	105	100	189	95	98	113	74	70	83	1,296
5	France	40	36	27	17	28	35	54	45	46	25	51	19	423
6	Germany	237	273	266	166	214	181	525	223	176	233	224	223	2,941
7	Greece	30	40	14	0	1	2	0	3	0	8	13	3	114
8	Netherlands	23	27	23	8	14	12	4	33	823	15	9	2	993
9	Italy	68	128	207	76	41	50	78	478	69	89	96	132	1,512
10	Croatia	70	85	108	29	46	51	85	50	71	114	118	123	950
11	Montenegro	23	12	31	11	12	11	37	38	44	11	27	13	270
12	Macedonia	91	85	95	103	59	76	56	91	73	76	50	80	935
13	Poland	1	1	0	4	0	1	5	14	6	1	1	68	102
14	Serbia	26	33	44	49	85	53	59	42	31	51	38	47	558
15	US	128	94	144	79	96	115	156	145	149	288	208	265	1,867
16	Albania	204	244	294	282	394	606	403	389	453	319	298	266	4,152
17	Slovenia	99	103	175	69	77	59	68	75	93	92	125	131	1,166
18	Spain	0	1	1	0	1	2	1	3	2	3	0	0	14
19	Turkey	169	192	196	115	176	156	197	194	260	196	121	212	2,184
20	Switzerland	0	0	3	33	62	53	55	52	51	95	27	40	471
21	Other	790	963	1,097	1,732	2,279	1,880	945	785	590	879	1,066	623	13,629
	Total	2,189	2,492	2,911	2,900	3,734	3,574	2,885	2,793	3,097	2,668	2,620	2,519	34,382

Table 7c. Number of foreign visitors by country of origin during the period January-December 2011

Order No.	Country	January	February	March	April	May	June	July	August	September	October	November	December	Total
1	Austria	31	22	47	51	50	57	19	33	35	72	42	41	500
2	Belgium	0	5	1	7	0	0	6	12	6	2	0	4	43
3	Bosnia & Herzegovina	9	5	10	7	6	15	37	26	60	17	11	9	212
4	UK	52	73	109	144	214	149	74	45	54	121	144	72	1,251
5	France	22	19	49	33	35	26	18	24	17	26	16	16	301
6	Germany	287	256	336	222	334	255	175	142	218	231	154	140	2,750
7	Greece	2	5	0	3	7	7	5	3	2	1	0	2	37
8	Netherlands	9	8	14	52	43	32	17	25	7	17	45	9	278
9	Italy	56	56	62	157	159	257	390	376	156	167	51	51	1,938
10	Croatia	96	116	129	89	80	96	28	41	57	59	48	32	871
11	Montenegro	0	4	6	14	13	30	9	15	14	22	33	21	181
12	Macedonia	46	29	54	71	71	72	125	39	70	48	48	40	713
13	Poland	10	0	0	3	0	24	15	23	10	0	19	6	110
14	Serbia	44	42	39	45	65	57	56	37	48	26	27	29	515
15	US	148	177	231	97	170	145	98	58	49	176	164	115	1,628
16	Albania	272	249	255	737	449	548	250	326	333	237	195	199	4,050
17	Slovenia	88	92	92	85	84	73	216	226	165	215	208	163	1,707
18	Spain	0	0	1	0	0	0	4	7	7	2	5	2	28
19	Turkey	148	123	134	242	187	214	235	216	222	131	87	89	2,028
20	Switzerland	72	68	86	117	111	107	148	68	53	109	60	62	1,061
21	Other	261	333	545	919	1,324	1,228	912	892	1,195	903	942	693	10,147
	Total	1,653	1,682	2,200	3,095	3,402	3,392	2,837	2,634	2,778	2,582	2,299	1,795	30,349

Table 7d. Number of foreign visitors by country of origin during the period January-December 2012

Order No.	Country	January	February	March	April	May	June	July	August	September	October	November	December	Total
1	Austria	0	0	1	75	78	67	45	29	56	82	79	72	233
2	Belgium	7	0	2	3	2	4	2	3	5	24	67	17	108
3	Bosnia & Herzegovina	26	8	16	10	30	27	15	30	95	38	77	21	136
4	UK	66	61	79	188	198	268	83	46	105	91	106	92	289
5	France	16	14	32	25	27	14	35	23	43	95	36	20	151
6	Germany	126	138	148	253	262	482	393	403	437	261	247	208	716
7	Greece	12	14	17	19	23	27	4	10	9	5	1	7	13
8	Netherlands	18	36	39	97	119	107	13	13	18	42	40	17	99
9	Italy	621	263	344	530	556	414	670	694	571	75	57	43	175
10	Croatia	56	56	117	141	213	129	60	52	72	122	114	62	298
11	Montenegro	67	43	53	97	130	132	18	14	30	27	16	8	51
12	Macedonia	26	6	20	6	8	14	134	105	96	96	103	106	305
13	Poland	3	3	3	5	4	5	0	9	4	5	5	3	13
14	Serbia	19	19	25	43	51	79	64	63	68	59	59	77	195
15	US	40	63	53	283	404	391	468	226	670	233	197	194	624
16	Albania	190	121	185	467	420	645	330	321	388	470	486	480	1,436
17	Slovenia	151	145	176	156	166	349	83	101	186	168	158	135	461
18	Spain	0	4	6	1	8	4	11	11	7	1	3	2	6
19	Turkey	101	70	162	484	590	1,382	871	742	765	269	367	217	853
20	Switzerland	52	47	51	84	66	63	157	91	144	98	67	91	256
21	Other	525	523	680	1,260	1,302	538	1,985	1,548	2,373	2,147	1,875	2,243	6,265
	Total	2,122	1,634	2,209	4,227	4,657	5,141	5,441	4,534	6,142	4,408	4,160	4,115	48,790

Table 8. Number of nights of stay of foreign visitors by country of origin for the period January - December 2008

Order No.	Country	January	February	March	April	May	June	July	August	September	October	November	December	Total
1	Austria	12	2	6	22	12	6	10	15	10	19	5	20	139
2	Belgium	4	4	8	-	3	12	3	7	22	13	2	2	80
3	Bosnia & Herzegovina	18	12	15	19	18	10	16	17	6	20	27	15	193
4	UK	331	334	309	294	328	404	337	333	487	305	231	226	3,919
5	France	143	40	24	27	29	45	24	19	40	41	27	29	488
6	Germany	301	453	233	212	230	517	481	568	287	494	378	363	4,517
7	Greece	4	9	28	23	9	9	2	27	11	28	17	20	187
8	Netherlands	12	6	-	5	12	16	11	15	19	36	18	7	157
9	Italy	168	109	228	437	138	100	188	96	240	199	333	191	2,427
10	Croatia	57	42	171	48	46	39	128	29	173	89	172	66	1,060
11	Montenegro	8	6	8	25	26	9	18	13	28	13	18	19	191
12	Macedonia	59	47	42	62	461	65	186	79	87	138	82	66	1,374
13	Poland	2	14	16	20	5	3	6	4	5	6	12	4	97
14	Serbia	11	11	10	22	16	14	28	14	33	37	19	18	233
15	US	351	510	582	429	661	461	564	446	472	498	353	266	5,593
16	Albania	219	251	170	174	186	391	249	383	315	438	248	287	3,311
17	Slovenia	56	55	245	82	301	127	77	207	135	291	145	102	1,823
18	Spain	9	7	6	6	13	8	12	11	36	10	10	10	138
19	Turkey	180	221	72	117	139	113	110	174	285	159	405	124	2,099
20	Switzerland	218	214	176	136	162	290	185	191	126	299	144	184	2,325
21	Other	572	1,676	1,312	1,899	1,523	1,412	1,478	864	1,187	1,670	1,658	1,308	16,559
	Total	2,735	4,023	3,661	4,059	4,318	4,051	4,113	3,512	4,004	4,803	4,304	3,327	46,910

Table 8a. Number of nights of stay of foreign visitors by country of origin for the period January - December 2009

Order No.	Country	January	February	March	April	May	June	July	August	September	October	November	December	Total
1	Austria	162	198	218	63	57	149	85	126	130	85	80	82	1,435
2	Belgium	12	28	20	10	0	24	21	9	4	19	0	1	148
3	Bosnia & Herzegovina	50	69	99	116	71	53	69	295	105	13	33	65	1,038
4	UK	289	208	409	401	487	595	441	382	355	300	178	159	4,204
5	France	79	57	74	86	90	47	166	143	180	61	54	31	1,068
6	Germany	810	794	979	484	614	456	501	612	613	544	416	388	7,211
7	Greece	154	204	109	21	27	2	3	0	15	19	0	0	554
8	Netherlands	25	20	27	115	111	216	3	15	32	39	25	4	632
9	Italy	165	184	178	214	158	87	174	230	181	146	149	79	1,945
10	Croatia	209	275	355	97	114	83	173	135	128	514	439	379	2,901
11	Montenegro	32	17	21	21	48	60	174	187	226	202	227	219	1,434
12	Macedonia	267	335	349	591	611	581	690	795	637	508	441	153	5,958
13	Poland	1	7	5	5	1	1	0	2	1	0	1	0	24
14	Serbia	19	39	26	28	29	33	35	41	52	58	41	45	446
15	US	388	424	503	309	498	373	395	457	643	579	443	488	5,500
16	Albania	540	517	662	389	537	473	719	827	688	1,292	1,449	1,418	9,511
17	Slovenia	211	241	384	189	228	198	323	392	352	223	193	211	3,145
18	Spain	4	4	3	15	8	41	0	2	5	8	2	14	106
19	Turkey	330	417	310	518	385	514	537	584	573	635	424	332	5,559
20	Switzerland	214	185	238	177	136	166	105	62	59	186	148	132	1,808
21	Other	534	505	676	1,585	1,673	1,635	2,042	1,590	2,004	2,800	3,393	2,979	21,416
	Total	4,495	4,728	5,645	5,434	5,883	5,787	6,656	6,886	6,983	8,231	8,136	7,179	76,043

Table 8b. Number of nights of stay of foreign visitors by country of origin for the period January - December 2010

Order No.	Country	January	February	March	April	May	June	July	August	September	October	November	December	Total
1	Austria	36	48	20	19	39	27	51	21	37	146	145	91	680
2	Belgium	11	5	4	5	9	9	24	10	9	3	8	11	108
3	Bosnia & Herzegovina	37	44	37	8	18	11	8	7	33	10	9	171	393
4	UK	287	361	271	176	197	282	170	130	211	182	132	172	2,571
5	France	44	48	33	40	55	58	82	46	54	46	61	34	601
6	Germany	441	384	528	264	293	284	2,067	1,235	2,085	224	238	370	8,413
7	Greece	30	56	14	9	1	2	0	3	0	13	17	10	155
8	Netherlands	13	23	31	14	35	17	4	54	123	17	9	2	342
9	Italy	87	221	265	104	83	108	133	524	69	176	278	272	2,320
10	Croatia	195	176	151	66	122	173	410	64	99	119	81	96	1,752
11	Montenegro	198	186	209	170	186	185	194	183	203	178	184	119	2,195
12	Macedonia	123	96	135	163	87	266	58	66	63	65	60	102	1,284
13	Poland	1	2	0	4	0	1	6	53	6	1	1	68	143
14	Serbia	30	42	50	53	96	67	73	72	34	66	56	66	705
15	US	238	293	279	165	209	231	223	211	261	1,111	659	1,045	4,925
16	Albania	258	296	358	398	506	526	463	468	459	339	245	224	4,540
17	Slovenia	208	142	229	175	148	138	108	225	111	161	157	215	2,017
18	Spain	0	2	1	0	1	2	3	3	3	3	0	0	18
19	Turkey	276	328	307	166	254	231	492	503	545	971	829	894	5,796
20	Switzerland	0	0	3	107	151	128	79	73	79	110	41	51	822
21	Other	2,329	2,792	2,991	3,909	4,888	5,339	1,320	2,027	2,003	3,495	2,910	2,611	36,614
	Total	4,842	5,545	5,916	6,015	7,378	8,085	5,968	5,978	6,487	7,436	6,120	6,624	76,394

Table 8c. Number of nights of stay of foreign visitors by country of origin for the period January - December 2011

Order No.	Country	January	February	March	April	May	June	July	August	September	October	November	December	Total
1	Austria	25	15	32	74	136	76	17	82	26	455	221	161	1,320
2	Belgium	0	7	1	7	0	0	9	6	7	2	0	4	43
3	Bosnia & Herzegovina	10	5	21	25	6	17	44	37	106	62	17	40	390
4	UK	95	123	172	264	395	384	107	111	96	275	307	210	2,539
5	France	31	32	65	27	28	23	33	32	42	41	25	30	409
6	Germany	1,489	2,007	2023	317	372	347	195	187	207	715	556	315	8,730
7	Greece	3	12	1	3	7	10	5	8	10	2	0	2	63
8	Netherlands	9	8	14	78	90	61	26	29	17	27	110	36	505
9	Italy	50	82	58	213	205	286	378	386	176	357	179	225	2,595
10	Croatia	192	350	270	174	148	93	33	92	111	158	147	205	1,973
11	Montenegro	0	4	8	38	13	54	9	25	28	19	41	25	264
12	Macedonia	41	29	57	113	81	81	124	43	144	69	103	84	969
13	Poland	10	0	0	3	0	24	22	31	12	0	36	12	150
14	Serbia	33	47	45	86	92	92	76	75	57	31	36	38	708
15	US	407	331	428	209	349	307	128	79	94	602	397	345	3,676
16	Albania	245	241	250	878	613	652	315	350	337	305	262	285	4,733
17	Slovenia	72	70	94	521	479	390	466	472	309	495	470	282	4,120
18	Spain	0	0	1	0	0	0	7	10	9	3	7	3	40
19	Turkey	178	145	182	414	266	266	362	301	355	236	192	219	3,116
20	Switzerland	130	138	145	137	167	134	169	105	75	282	237	243	1,962
21	Other	330	320	710	3957	3891	3771	3098	2440	3275	1976	1842	1669	27,279
	Total	3,350	3,966	4,577	7,538	7,338	7,068	5,623	4,901	5,493	6,112	5,185	4,433	65,584

Table 8d. Number of nights of stay of foreign visitors by country of origin for the period January - December 2012

Order No.	Country	January	February	March	April	May	June	July	August	September	October	November	December	Total
1	Austria	0	0	1	183	214	229	163	145	170	0	2	0	1,107
2	Belgium	2	0	3	3	2	4	2	6	5	25	67	20	139
3	Bosnia & Herzegovina	49	12	18	12	33	29	23	59	132	50	108	24	549
4	UK	190	190	213	426	446	540	201	146	825	302	293	299	4,071
5	France	27	21	42	34	40	19	152	136	141	138	87	38	875
6	Germany	259	411	458	539	450	672	571	690	702	610	455	462	6,279
7	Greece	20	34	21	52	52	52	5	16	12	13	1	9	287
8	Netherlands	53	65	94	94	146	86	15	15	18	106	96	62	850
9	Italy	689	414	448	697	748	627	756	723	617	238	227	181	6,365
10	Croatia	188	220	292	300	430	283	281	300	281	280	357	132	3,344
11	Montenegro	179	91	155	143	221	188	20	20	32	27	15	8	1,099
12	Macedonia	33	9	67	6	8	19	173	121	116	132	167	126	977
13	Poland	14	13	12	8	5	9	0	20	15	30	8	8	142
14	Serbia	26	28	37	108	168	146	77	93	99	83	78	131	1,074
15	US	102	298	293	481	685	596	1373	820	1441	478	553	550	7,670
16	Albania	299	318	354	579	622	839	435	392	510	667	715	665	6,395
17	Slovenia	239	192	263	872	667	1950	331	511	538	575	535	412	7,085
18	Spain	0	4	6	3	14	8	17	16	7	2	3	4	84
19	Turkey	283	250	342	774	784	938	1329	1002	1059	628	824	414	8,627
20	Switzerland	79	81	86	134	113	103	348	208	365	235	210	195	2,157
21	Other	770	727	1,175	1784	1965	2256	3122	2187	3911	5078	3982	4835	31,792
	Total	3,501	3,378	4,380	7,232	7,813	9,593	9,394	7,626	10,996	9,697	8,783	8,575	90,968

Kosovo Agency of Statistics

short description

Kosovo Agency of Statistics is a professional institution which deals with collection, processing and publication of official statistical data. As such acts since 1948 and has passed through several historical stages, structured according to state regulation of those times.

On 2 August 1999, the Agency has resumed his professional work (after nine years of interruption of all statistical series detrimental to the interest of Kosovo), as an independent institution under the Ministry of Public Administration. Since 12.12.2011 the Agency operates in the frames of the Prime Minister's Office. Office is funded by the Kosovo Consolidated Budget, but also by donors for specific projects and for technical professional support.

Kosovo Agency of Statistics acts according to the Law No. 04/L-036 which entered into force on 12.12.2011. Strategic development plan 2009-2013 is the middle term implementation for the development of statistical system in correlation with the European Union statistics (EUROSTAT).

Kosovo Agency of Statistics has this organizational structure: production departments; (Department of Economic statistics and National Accounts, Department of Agriculture and Environment statistics and Department of Social statistics. **Support Departments**; Department of Methodology and Information Technology, Department of Policy Planning, Coordination and Communication, Department of Census and survey and Department of Administration.

In ASK are employed in total 139 workers, of them 104 (74,8 %) at the headquarters of the Agency, while in the Regional Offices, 35 (25,2%), with qualifying structure, 70,5% with university education to 29,5% with secondary education.

We have professional and technical cooperation with all Ministries of the Government of Kosovo, especially with the Ministry of Economy and Finance, Central Bank of Kosovo, with international institutions, EUROSTAT, International Monetary Fund, World Bank, Sweden's SIDA, DFID, UNFPA, UNDP, UNICEF, and with the statistical institutions of the countries in the region.

Kosovo Agency of Statistics almost completely covers the territory of Kosovo, based on the statistical structure of the enumeration areas as the basic unit and sole in the country from which it gets first hand information. All surveys conducted in the field use the extension of the samples in these enumeration areas but also a statistical methodology according to international recommendations. During the collection of statistical data and reports from reporting entities are involved professionals, technicians, administrators, servants of the country offices, field enumerators from regional offices, etc.

We have successfully implemented the project of Population Census, Households and Dwellings in 2011, Census that was not carried out since 1981. Results obtained from the Census will have an important role in compiling the development policies.

The mission of the Agency; to meet the needs of users with qualitative statistical data, objective, in time and space so that users have reliable base to conduct regular analysis in the interest of planning and project development at the municipal and country level. To support government institutions, scientific institutes, research academies, businesses in order to provide proper information for decision-makers and other users in Kosovo. Ongoing is preparation for the Census of Agriculture in Kosovo.

- **Address: KOSOVO AGENCY OF STATISTICS**
Street. "Zenel Salihu", No. 4, 10000 Pristina
- **Telephone:** +381 (0) 38 200 31 104
CEO: +381 (0) 38 200 31 112
- **Fax::** +381 (0) 38 235 033
- **E-mail:** economic@rks-gov.net
- **Web-faqe:** <http://ask.rks-gov.net/>