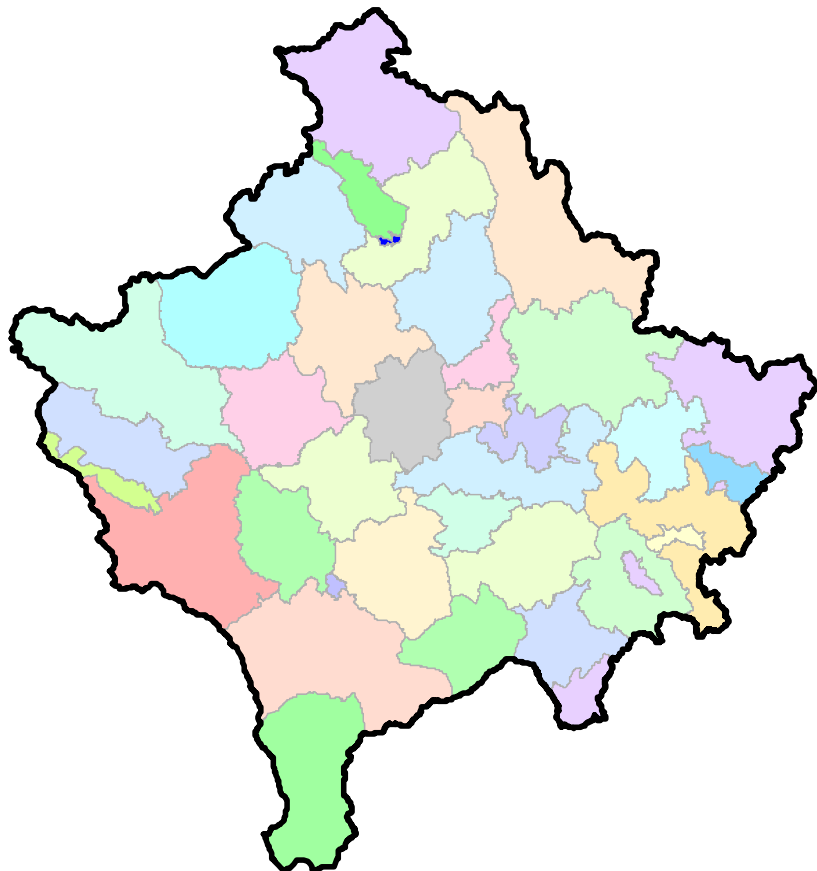




Republika e Kosovës  
Republika Kosova-Republic of Kosovo  
*Qeveria - Vlada - Government*  
Zyra e Kryeministrit -Ured Premijera -Office of the Prime Minister  
*Agjencia e Statistikave të Kosovës - Agencija za Statistike Kosova - Kosovo Agency of Statistics*

## Series 3: Economic Statistics

# Hotel Statistics (Q1 – 2013)



## **F o r e w o r d**

Kosovo Agency of Statistics (KAS) respectively Department of Economic Statistics and National Accounts in 2008 began the research for hotel operations in Kosovo. During 2009 KAS started with publications of hotel statistics on a quarterly basis. This statistical publication presents a collection of statistical data from hotel activity in Kosovo. Another data source is the Ministry of Trade and Industry (MTI), Department of Hotel and Tourism.

Based on continued demand from various internal and external users for data and statistical information as well as according to Eurostat recommendations and manuals on indicators that should be published for hotel statistics, we have introduced information of interest.

The purpose of the publication is to expose the development trend of this economic activity in Kosovo. This publication will serve as a useful reference for all KAS users of statistical data, and as useful and relevant economic information for Kosovo.

We are grateful to the regional offices of KAS, the willingness of all hotels for their sincere cooperation, the Ministry of Trade and Industry (MTI), namely the Department of Tourism and Hotel and SIDA trainees for their contribution in the preparation of the publication.

The proposals, suggestions and feedback can be sent to email address:  
[economic@ks-gov.net](mailto:economic@ks-gov.net).

Publication was prepared by:

Ilir T.Berisha – Director of Department  
Ismaj Sahit – Head of the Economic Statistics Division  
Hysni Elshani – Head of the Economic Statistics Sector  
Sulltane Gashi- Senior Officer  
Nazmije Belegu - Senior Officer  
Bekim Bojku – Officer  
Ahmet Cakolli – Officer for Design.

June, 2013

Chief Executive Officer, KAS  
Mr. Isa Krasniqi

- KAS** - Kosovo Agency of Statistics
- MTI** - Ministry of Trade and Industry
- Q<sub>1</sub>** - First Quarter
- Q<sub>2</sub>** - Second Quarter
- Q<sub>3</sub>** - Third Quarter
- Q<sub>4</sub>** - Fourth Quarter
  
- :** - The data is not available
- - Not applicable
- %** - Percentage

## Content

|  | <b>Page</b> |
|--|-------------|
| Methodology.....   | 4           |
| 1 Hotel capacity .....   | 5           |
| 2 Local and foreign visitors.....                                      | 7           |
| 3 Foreign visitors by municipalities.....                              | 11          |
| 4 Foreign visitors and their nights of stay by country of origin ..... | 13          |

## **Methodology**

Kosovo Agency of Statistics (KAS) publishes data on Kosovo hotels for Q1 2013. Statistical information regarding the hotel and tourism activities were taken from statistical research organized throughout the country through regional statistical offices (total 7 of them).

Based on KAS statistical program, we obtain data on the number of hotels, number of employees, facilities (rooms, beds), number of visitors and nights of stay by month, and foreign visitors by country.

## **Scope / coverage**

Number of hotels surveyed was 110 licensed by the Ministry of Trade and Industry, Department of Tourism and Hotel. In this publication are not included: a number of hotels in Prishtina, Podujeva and the municipality of Shtrepce and some hotel facilities, which at the time of privatization were renovating and were considered inactive. Also included are free licensed motels that conduct this activity.

## **Definitions**

### **Hotel**

Hotel unit is an enterprise which in the business register is registered in hotel activity. Also, private hotel units are included in this group. Depending on the services of these units they are divided into hotels, motels, etc..

### **Tourism**

*Tourism comprises the activities of persons traveling to and staying in places different from their place of ordinary residence for a period not longer than one calendar year and the purpose of this trip is leisure, business or other.*

### **Visitor**

Visitor is a person who spends at least one night in a hotel in the place he/she visits. For the purposes of tourism statistics, the term "visitor" represents a "person" who travels to a different place from where he/she lives, for a period less than 12 months. It can be local or foreign.

Local visitor is a person with permanent residence in Kosovo, but that stays for at least one night in a different place in Kosovo.

Foreign visitor is considered a person with permanent residence abroad, but who stays temporarily in Kosovo for at least one night.

### **Nights of stay**

A visitor who spends a night in a hotel known as the night of stay in our research.

**1 Hotel capacity****<sup>1</sup> Table 1. Hotel capacity surveyed in Kosovo**

| Id. No | Municipality | Number of hotels | Number of rooms |          |            |           |           |
|--------|--------------|------------------|-----------------|----------|------------|-----------|-----------|
|        |              |                  | One bed         | Two beds | Three beds | Apartment | Residency |
| 01     | Deqan        | 2                | 2               | 7        | 0          | 0         | 0         |
| 02     | Gjakovë      | 5                | 87              | 46       | 1          | 3         | 0         |
| 04     | Gjilan       | 8                | 60              | 39       | 25         | 4         | 0         |
| 06     | Istog        | 4                | 25              | 16       | 3          | 2         | 0         |
| 07     | Kaçanik      | 4                | 36              | 10       | 4          | 0         | 0         |
| 08     | Klinë        | 4                | 24              | 23       | 2          | 2         | 0         |
| 09     | Fushë Kosovë | 4                | 6               | 42       | 1          | 2         | 0         |
| 11     | Mitrovicë    | 5                | 31              | 47       | 6          | 4         | 0         |
| 13     | Lipjan       | 5                | 69              | 0        | 0          | 0         | 0         |
| 15     | Obiliq       | 3                | 18              | 19       | 0          | 0         | 0         |
| 16     | Rahovec      | 3                | 4               | 35       | 0          | 1         | 0         |
| 17     | Pejë         | 7                | 82              | 46       | 16         | 6         | 2         |
| 19     | Prishtinë    | 24               | 457             | 237      | 29         | 57        | 12        |
| 20     | Prizren      | 10               | 68              | 105      | 43         | 14        | 6         |
| 22     | Shtime       | 3                | 25              | 0        | 0          | 0         | 0         |
| 24     | Suharekë     | 2                | 1               | 23       | 3          | 1         | 0         |
| 25     | Ferizaj      | 13               | 155             | 117      | 8          | 11        | 1         |
| 26     | Viti         | 2                | 12              | 0        | 0          | 0         | 0         |
| 27     | Vushtrri     | 2                | 8               | 14       | 4          | 2         | 0         |
| Total  |              | 110              | 1170            | 826      | 145        | 109       | 21        |

Based on data which possesses the Ministry of Trade and Industry (MTI), Department of Hotel and Tourism, and the Kosovo Agency of Statistics (KAS), it appears that in all Kosovo municipalities hotel activity is exercised by 170 licensed hotels, but not all of this number is included in the quarterly survey of KAS. Cities that have the most hotels surveyed are: Prishtina, Ferizaj, Prizren, Gjilan and Peja.

<sup>1</sup> Municipalities that have a hotel or in a survey have a hotel, due to confidentiality, are aggregated as Kamenica and Novo Berda is aggregated with Gjilan; Hani i Elezit is aggregated with Ferizaj; Dragash is aggregated with Prizren and Gllgovci with Pristina.

**Table 1a. <sup>2</sup> Capacity utilization in Kosovo hotels surveyed, in percentage (%)**

| Municipality/<br>Quarter | Deçan | Gjakovë | Glllogoc | Gjilan | Dragash | Istog | Kaçanik | Klinë | Fushë<br>Kosovë | Kamenicë | Mitrovicë | Lipjan | Obilic | Rahovec | Pejë  | Prishtinë | Prizren | Shtimë | Suharekë | Ferizaj | Viti  | Vushtrri | Total        |
|--------------------------|-------|---------|----------|--------|---------|-------|---------|-------|-----------------|----------|-----------|--------|--------|---------|-------|-----------|---------|--------|----------|---------|-------|----------|--------------|
| <b>Q1 2009</b>           | 3,24  | 2,70    | 0,32     | 4,00   | 1,69    | 6,38  | 10,69   | 2,42  | 3,85            | 4,63     | 3,31      | 15,85  | 3,23   | 1,20    | 4,56  | 12,92     | 2,23    | 2,24   | 3,54     | 2,95    | 4,48  | 2,34     | <b>6,82</b>  |
| <b>Q2 2009</b>           | 2,02  | 2,25    | 2,67     | 3,93   | 1,36    | 15,16 | 10,00   | 6,18  | 13,80           | 8,79     | 3,88      | 13,20  | 10,31  | 2,00    | 5,77  | 14,20     | 4,02    | 15,41  | 5,13     | 5,56    | 4,45  | 1,17     | <b>8,69</b>  |
| <b>Q3 2009</b>           | 19,33 | 31,69   | 29,61    | 35,63  | 58,55   | 8,11  | 15,86   | 32,07 | 6,29            | 6,49     | 31,35     | 7,77   | 0,00   | 40,07   | 5,99  | 6,02      | 21,87   | 53,75  | 18,94    | 17,95   | 20,60 | 63,30    | <b>10,69</b> |
| <b>Q4 2009</b>           | 5,00  | 2,09    | 4,46     | 2,30   | 3,26    | 9,75  | 7,17    | 4,45  | 13,41           | 4,53     | 2,81      | 20,90  | 0,00   | 2,33    | 7,32  | 21,66     | 3,06    | 46,01  | 4,85     | 6,46    | 4,33  | 2,46     | <b>11,45</b> |
| <b>Q1 2010</b>           | 1,45  | 2,18    | 5,02     | 2,09   | 1,05    | 12,82 | 25,55   | 3,87  | 10,54           | 4,76     | 3,90      | 22,73  | 1,14   | 1,05    | 4,39  | 14,71     | 2,42    | 5,68   | 4,95     | 3,96    | 3,90  | 1,25     | <b>8,47</b>  |
| <b>Q2 2010</b>           | 1,63  | 2,69    | 2,51     | 1,61   | 2,04    | 10,69 | 7,88    | 5,49  | 6,73            | 6,96     | 4,40      | 22,35  | 13,71  | 1,66    | 4,75  | 21,34     | 5,08    | 1,54   | 4,34     | 6,65    | 0,00  | 1,29     | <b>10,66</b> |
| <b>Q3 2010</b>           | 2,35  | 2,51    | 3,07     | 2,93   | 3,52    | 19,34 | 12,25   | 5,77  | 1,15            | 3,44     | 4,45      | 1,58   | 0,91   | 1,97    | 5,07  | 15,32     | 6,91    | 1,69   | 4,66     | 4,79    | 0,00  | 3,68     | <b>7,47</b>  |
| <b>Q4 2010</b>           | 2,00  | 1,66    | 1,24     | 2,14   | 1,29    | 12,37 | 12,21   | 6,62  | 5,18            | 9,78     | 3,71      | 0,00   | 0,00   | 1,26    | 4,32  | 13,97     | 9,87    | 1,61   | 4,49     | 4,66    | 0,00  | 1,52     | <b>7,09</b>  |
| <b>Q1 2011</b>           | 0,53  | 0,44    | 0,47     | 2,34   | 1,94    | 1,53  | 8,68    | 2,58  | 0,47            | 8,24     | 3,62      | 22,00  | 0,00   | 0,56    | 1,96  | 13,02     | 2,25    | 1,31   | 4,60     | 4,37    | 0,00  | 1,96     | <b>6,59</b>  |
| <b>Q2 2011</b>           | 4,21  | 2,85    | 1,40     | 3,30   | 3,57    | 14,03 | 9,71    | 12,84 | 16,79           | 0,00     | 3,75      | 78,26  | 3,20   | 1,53    | 2,82  | 25,78     | 9,22    | 8,70   | 6,65     | 2,39    | 0,00  | 1,24     | <b>12,32</b> |
| <b>Q3 2011</b>           | 9,24  | 2,34    | 0,82     | 3,57   | -       | 13,34 | 4,35    | 4,71  | 21,43           | -        | 3,40      | 3,84   | 9,74   | 2,83    | 3,80  | 18,52     | 6,25    | 2,48   | 6,52     | 4,44    | 40,31 | 2,63     | <b>8,94</b>  |
| <b>Q4 2011</b>           | 2,31  | 1,25    | 1,75     | 2,36   | -       | 13,56 | 3,02    | 6,72  | 18,69           | -        | 3,64      | 44,88  | 0,00   | 0,89    | 2,10  | 20,93     | 3,68    | 3,35   | 6,56     | 4,40    | 14,49 | 6,77     | <b>9,91</b>  |
| <b>Q1 2012</b>           | 2,13  | 1,08    | 6,96     | 2,15   | -       | 5,63  | 4,29    | 2,01  | 9,94            | -        | 3,84      | 46,79  | 1,00   | 0,75    | 3,62  | 18,30     | 2,81    | 2,15   | 4,85     | 5,16    | 0,00  | 1,25     | <b>8,12</b>  |
| <b>Q2 2012</b>           | 2,95  | 2,68    | 2,43     | 3,83   | -       | 18,27 | 8,33    | 1,91  | 8,91            | -        | 2,79      | 65,24  | 0,00   | 1,06    | 17,20 | 18,11     | 6,63    | 4,22   | 8,30     | 17,15   | 0,00  | 1,39     | <b>12,78</b> |
| <b>Q3 2012</b>           | 3,261 | 3,122   | 0,00     | 3,846  | -       | 19,54 | 4,737   | 1,712 | 36              | -        | 3,721     | 39,55  | 0      | 1,03    | 5,266 | 19,58     | 8,024   | 4,13   | 9,726    | 4,755   | 0,00  | 1,146    | <b>12,41</b> |
| <b>Q4 2012</b>           | 4,348 | 3,042   | 0,00     | 3,52   | -       | 10,79 | 4,769   | 1,297 | 25,11           | -        | 3,083     | 45,84  | 4,723  | 1,611   | 4,019 | 19,24     | 6,679   | 1,478  | 9,183    | 3,726   | 0,00  | 4,136    | <b>11,77</b> |
| <b>Q1 2013</b>           | 4,722 | 1,755   | 0,00     | 2,387  | -       | 10,83 | 4,462   | 0,234 | 31,98           | -        | 2,898     | 45,85  | 3,838  | 1,786   | 4,131 | 10,61     | 3,797   | 0,756  | 4,559    | 15,22   | 0,00  | 4,092    | <b>8,67</b>  |

<sup>2</sup> Apartments and residences are calculated with the capacity to be used by two people per unit.

**2 Local and foreign visitors**

**Table 2 Number of visitors (local and foreign) and the nights of stay, for the years 2008-2012**

| Period | Number of visitors |         | Nights of stay |         |
|--------|--------------------|---------|----------------|---------|
|        | Local              | Foreign | Local          | Foreign |
| 2008   | 19.678             | 24.616  | 22.602         | 46.910  |
| 2009   | 52.631             | 36.318  | 54.876         | 76.042  |
| 2010   | 44.662             | 34.382  | 45.123         | 76.394  |
| 2011   | 42.044             | 30.349  | 44.757         | 65.584  |
| 2012   | 49.973             | 48.790  | 52.008         | 90.968  |

Table 2 shows the number of visitors – local and foreign, and nights spent for local and foreign visitors during 2008-2012. In 2012 the number of local visitors increased by 18.86% compared to 2011 and local visitor’s nights of stay increased by 16.20%. Increase was also to foreign visitors to 60.76%, while nights of stay for foreign visitors increased to 38.70%.

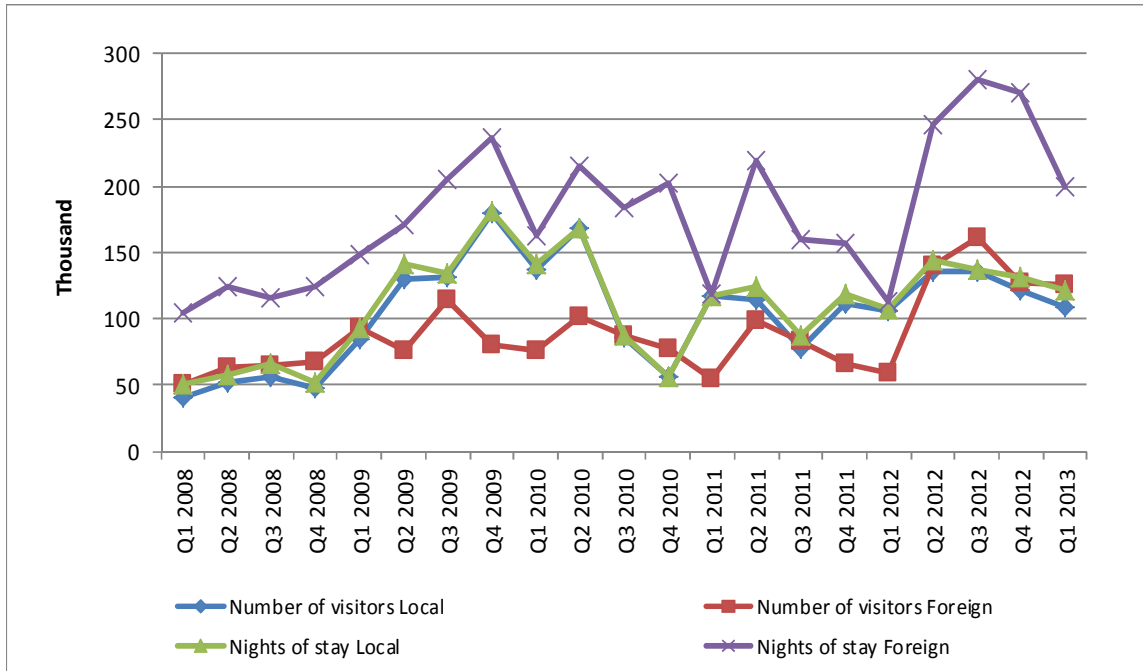
**Table 2a. Number of visitors (local and foreign) and the nights of stay, for the period Q1 2008 – Q1 2013**

| Period  | Number of visitors |         | Nights of stay |         |
|---------|--------------------|---------|----------------|---------|
|         | Local              | Foreign | Local          | Foreign |
| Q1 2008 | 4.104              | 4.982   | 4.994          | 10.419  |
| Q2 2008 | 5.142              | 6.380   | 5.824          | 12.428  |
| Q3 2008 | 5.663              | 6.519   | 6.542          | 11.629  |
| Q4 2008 | 4.769              | 6.735   | 5.242          | 12.434  |
| Q1 2009 | 8.483              | 9.257   | 9.342          | 14.868  |
| Q2 2009 | 13.040             | 7.599   | 14.082         | 17.103  |
| Q3 2009 | 13.183             | 11.445  | 13.426         | 20.525  |
| Q4 2009 | 17.925             | 8.017   | 18.026         | 23.546  |
| Q1 2010 | 13.670             | 7.592   | 14.109         | 16.303  |
| Q2 2010 | 16.789             | 10.208  | 16.789         | 21.478  |
| Q3 2010 | 8.648              | 8.775   | 8.664          | 18.433  |
| Q4 2010 | 5.556              | 7.807   | 5.561          | 20.180  |
| Q1 2011 | 11.692             | 5.535   | 11.751         | 11.893  |
| Q2 2011 | 11.405             | 9.889   | 12.401         | 21.944  |
| Q3 2011 | 7.806              | 8.249   | 8.746          | 16.017  |
| Q4 2011 | 11.141             | 6.676   | 11.859         | 15.730  |
| Q1 2012 | 10.607             | 5.965   | 10.737         | 11.259  |
| Q2 2012 | 13.581             | 14.025  | 14.418         | 24.638  |
| Q3 2012 | 13.613             | 16.117  | 13.657         | 28.016  |
| Q4 2012 | 12.172             | 12.683  | 13.196         | 27.055  |
| Q1 2013 | 10.886             | 12.603  | 12.088         | 19.988  |

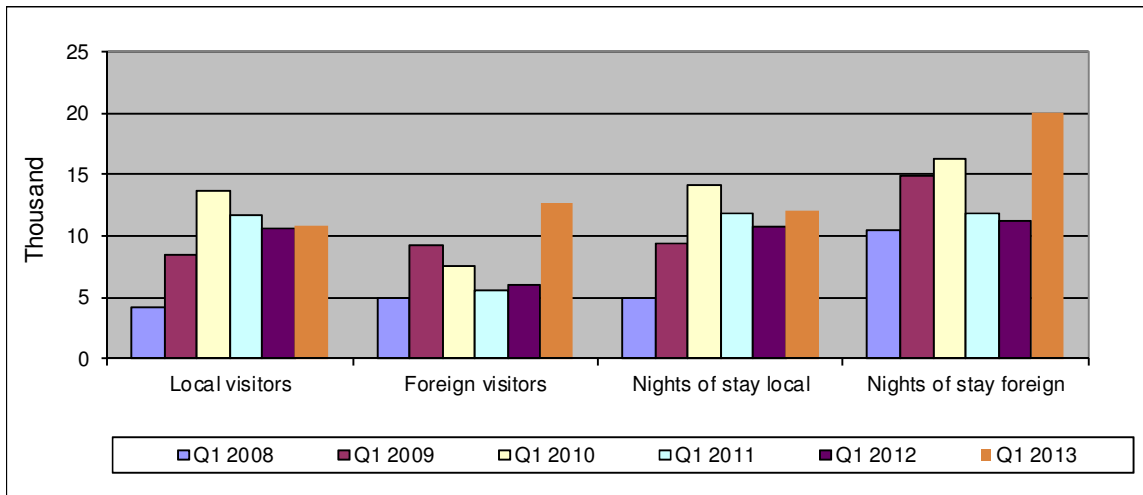
In Q1 2013 the number of visitors was 23,489 visitors, approximately 46.35% were local visitors, and 53.65% were foreign visitors and the number of nights spent in Q1 2013 is 32,076 approximately 37.69% of overnights are from locals and 62.231% are foreigners.



**Graph 1. Movements (trends) of visitors (local and foreign) and nights of stay for period Q1 2008 - Q1 2013**



**Graph 2a. Number of visitors (local and foreign) and their nights spent during Q1 2013 compared to Q1 - 2012 Q1 - 2011 Q1 - 2010 Q1 - 2009 and TM1- 2008**



**Table 3. Number of visitors and nights of stay (local and foreign) by municipalities during 2008-2012**

| Order No. | Municipality | 2008          |               | 2009          |                | 2010          |                | 2011          |                | 2012          |                |
|-----------|--------------|---------------|---------------|---------------|----------------|---------------|----------------|---------------|----------------|---------------|----------------|
|           |              | Visitors      | Nights        | Visitors      | Nights         | Visitors      | Nights         | Visitors      | Nights         | Visitors      | Nights         |
| 01        | Deçan        | 100           | 128           | 259           | 353            | 159           | 170            | 182           | 244            | 130           | 186            |
| 02        | Gjakovë      | 1.333         | 1.537         | 1.387         | 1.823          | 1.360         | 1.620          | 1.092         | 1.369          | 1.232         | 1.968          |
| 03        | Gillogoc     | 316           | 395           | 278           | 278            | 303           | 303            | 106           | 114            | 195           | 195            |
| 04        | Gjilan       | 2.207         | 2.521         | 2.251         | 3.222          | 1.770         | 2.194          | 1.646         | 2.496          | 1.937         | 2.731          |
| 06        | Istog        | 1.050         | 1.085         | 2.091         | 2.750          | 2.866         | 3.489          | 2.663         | 2.673          | 2.741         | 2.747          |
| 07        | Kaçanik      | 158           | 162           | 1.632         | 1.867          | 2.934         | 3.175          | 1.273         | 1.399          | 1.189         | 1.334          |
| 08        | Klinë        | 1.748         | 1.751         | 1.970         | 2.363          | 2.838         | 3.186          | 2.138         | 2.444          | 588           | 594            |
| 09        | Fushë Kosovë | 1.123         | 1.709         | 2.318         | 8.554          | 1.800         | 4.286          | 2.770         | 5.275          | 3.430         | 4.474          |
| 11        | Mitrovicë    | 1.055         | 1.146         | 1.971         | 2.201          | 2.524         | 2.757          | 2.261         | 2.334          | 2.702         | 2.758          |
| 12        | Leposaviq    | -             | -             | -             | -              | -             | -              | -             | -              | -             | -              |
| 13        | Lipjan       | 3.029         | 3.422         | 13.534        | 13.534         | 10.024        | 10.024         | 11.188        | 11.188         | 12.946        | 12.946         |
| 15        | Obiliq       | 448           | 501           | 1.271         | 2.164          | 1.374         | 1.378          | 327           | 327            | 230           | 279            |
| 16        | Rahovec      | 830           | 864           | 594           | 719            | 512           | 534            | 366           | 417            | 235           | 280            |
| 17        | Pejë         | 2.126         | 2.587         | 4.227         | 5.567          | 2.633         | 3.002          | 1.832         | 2.053          | 4.264         | 7.843          |
| 18        | Podujevë     | -             | -             | -             | 0              | -             | 0              | -             | -              | -             | -              |
| 19        | Prishtinë    | 22.160        | 44.171        | 40.168        | 67.715         | 35.671        | 67.703         | 32.245        | 63.716         | 51.736        | 84.952         |
| 20        | Prizren      | 2.419         | 2.872         | 3.584         | 4.710          | 3.636         | 8.147          | 4.135         | 5.629          | 4.589         | 6.259          |
| 21        | Skenderaj    | -             | -             | -             | 0              | -             | 0              | -             | -              | -             | -              |
| 22        | Shtime       | 23            | 20            | 3.122         | 3.124          | 510           | 500            | 396           | 396            | 272           | 274            |
| 23        | Shtërpcë     | -             | -             | -             | -              | -             | -              | -             | -              | -             | -              |
| 24        | Suharekë     | 1.213         | 1.223         | 1.055         | 1.082          | 1.027         | 1.063          | 1.299         | 1.317          | 1.623         | 1.703          |
| 25        | Ferizaj      | 1.193         | 1.652         | 5.778         | 7.416          | 6.528         | 7.248          | 5.484         | 5.789          | 8.551         | 11.123         |
| 26        | Viti         | 945           | 945           | 959           | 959            | 206           | 206            | 605           | 605            | 0             | 0              |
| 27        | Vushtrri     | 818           | 821           | 500           | 517            | 370           | 532            | 385           | 556            | 173           | 330            |
| 28        | Zubim Potok  | -             | -             | -             | -              | -             | -              | -             | -              | -             | -              |
| 29        | Zveçan       | -             | -             | -             | -              | -             | -              | -             | -              | -             | -              |
| 30        | Malishevë    | -             | -             | -             | -              | -             | -              | -             | -              | -             | -              |
|           | <b>Total</b> | <b>44.294</b> | <b>69.512</b> | <b>88.949</b> | <b>130.918</b> | <b>79.045</b> | <b>121.517</b> | <b>72.393</b> | <b>110.341</b> | <b>98.763</b> | <b>142.976</b> |

Table 3 presents the total number of visitors and their nights of stay in cities of Kosovo during the year 2008-2012.

As shown in table 3 with the largest number of visitors during 2012 leads the capital of Kosovo, Pristina with a total of 51,926 visitors, Lipjan ranks second with 12,946 visitors, Ferizaj ranks third with 8,551 visitors.

**Table 3a. Number of visitors and nights of stay (local and foreign) in municipalities for Q1 - 2012 and Q1 – 2013**

| Order No. | Municipality | Q1 2012       |               | Q1 2013       |               |
|-----------|--------------|---------------|---------------|---------------|---------------|
|           |              | Visitors      | Nights        | Visitors      | Nights        |
| 01        | Deçan        | 27            | 31            | 62            | 70            |
| 02        | Gjakovë      | 118           | 219           | 315           | 494           |
| 03        | Glllogoc     | 133           | 133           | 0             | 0             |
| 04        | Gjilan       | 323           | 445           | 393           | 538           |
| 06        | Istog        | 450           | 456           | 682           | 682           |
| 07        | Kaçanik      | 226           | 285           | 114           | 114           |
| 08        | Klinë        | 236           | 238           | 12            | 12            |
| 09        | Fushë Kosovë | 380           | 380           | 898           | 1.267         |
| 11        | Mitrovicë    | 735           | 745           | 670           | 670           |
| 12        | Leposaviq    | :             | :             | :             | :             |
| 13        | Lipjan       | 3.577         | 3.577         | 2.682         | 2.682         |
| 15        | Obiliq       | 40            | 40            | 190           | 190           |
| 16        | Rahovec      | 49            | 52            | 80            | 102           |
| 17        | Pejë         | 844           | 963           | 609           | 959           |
| 18        | Podujevë     | -             | -             | -             | -             |
| 19        | Prishtinë    | 7.402         | 11.888        | 14.248        | 21.380        |
| 20        | Prizren      | 507           | 723           | 824           | 1.081         |
| 21        | Skenderaj    | -             | -             | -             | -             |
| 22        | Shtime       | 49            | 49            | 17            | 17            |
| 23        | Shtërpçë     | :             | :             | :             | :             |
| 24        | Suharekë     | 249           | 256           | 225           | 244           |
| 25        | Ferizaj      | 1.196         | 1.466         | 1.454         | 1.460         |
| 26        | Viti         | :             | 0             | 0             | 0             |
| 27        | Vushtrri     | 31            | 50            | 14            | 114           |
| 28        | Zubim Potok  | :             | :             | :             | :             |
| 29        | Zveçan       | :             | :             | :             | :             |
| 30        | Malishevë    | -             | -             | -             | -             |
|           | <b>Total</b> | <b>16.572</b> | <b>21.996</b> | <b>23.489</b> | <b>32.076</b> |

Table 3a shows that in Q1 2013 the largest number of visitors and their nights of stay has capital of Kosovo - Prishtina with 14,248 visitors and 21,380 nights of stays, Lipjani having the same number of visitors and nights of stay (2682) ranked second and third with 1,454 visitors and 1,460 nights of stay ranked Ferizaj.

### 3 Foreign visitors by municipalities

**Table 4. Number of foreign visitors and their nights of stay in Kosovo municipalities during the period 2008-2012**

| Order No.    | Municipality | 2008          |               | 2009          |               | 2010          |               | 2011          |               | 2012          |               |
|--------------|--------------|---------------|---------------|---------------|---------------|---------------|---------------|---------------|---------------|---------------|---------------|
|              |              | Visitor       | Nights        | Visitor       | Nights        | Visitor       | Nights        | Visitor       | Nights        | Visitor       | Nights        |
| 01           | Deçan        | 40            | 16            | 40            | 75            | 38            | 49            | 44            | 106           | 41            | 97            |
| 02           | Gjakovë      | 492           | 727           | 492           | 811           | 603           | 868           | 468           | 745           | 635           | 1.307         |
| 03           | Glllogoc     | 30            | 5             | 30            | 30            | 0             | 0             | 0             | 0             | 0             | 0             |
| 04           | Gjilan       | 937           | 1.182         | 937           | 1.379         | 779           | 1.203         | 755           | 1.546         | 886           | 1.594         |
| 06           | Istog        | 336           | 598           | 336           | 698           | 663           | 1.286         | 32            | 583           | 492           | 492           |
| 07           | Kaçanik      | 278           | 38            | 278           | 493           | 194           | 435           | 579           | 276           | 141           | 286           |
| 08           | Klinë        | 658           | 376           | 658           | 1.062         | 969           | 1.304         | 150           | 966           | 74            | 74            |
| 09           | Fushë Kosovë | 984           | 752           | 984           | 6.904         | 643           | 2.834         | 684           | 3.748         | 1.670         | 2.714         |
| 11           | Mitrovicë    | 459           | 154           | 459           | 664           | 608           | 841           | 1.256         | 605           | 442           | 480           |
| 12           | Leposaviq    | :             | :             | :             | :             | :             | :             | 532           | :             | :             | :             |
| 13           | Lipjan       | 28            | 52            | 28            | 28            | 9             | 9             | :             | 0             | 22            | 22            |
| 15           | Obiliq       | 305           | 49            | 305           | 1.171         | 104           | 108           | 0             | 135           | 19            | 68            |
| 16           | Rahovec      | 114           | 222           | 114           | 219           | 93            | 115           | 135           | 129           | 63            | 108           |
| 17           | Pejë         | 2.769         | 2.149         | 2.769         | 3.954         | 1.520         | 1.880         | 78            | 1.143         | 2.022         | 4.988         |
| 18           | Podujevë     | -             | -             | -             | -             | -             | 0             | 951           | -             | -             | -             |
| 19           | Prishtinë    | 25.434        | 39.978        | 25.434        | 52.613        | 24.672        | 56.591        | -             | 49.880        | 36.186        | 68.751        |
| 20           | Prizren      | 2.277         | 1.575         | 2.277         | 3.181         | 2.256         | 6.732         | 20.732        | 3.948         | 2.482         | 4.076         |
| 21           | Skenderaj    | -             | -             | -             | -             | -             | 0             | 2.530         | -             | -             | -             |
| 22           | Shtime       | 25            | -             | 25            | 23            | 17            | 7             | -             | 11            | 3             | 5             |
| 23           | Shtërpçë     | :             | :             | :             | :             | :             | :             | 11            | :             | :             | :             |
| 24           | Suharekë     | 135           | 56            | 135           | 162           | 78            | 114           | 100           | 118           | 213           | 293           |
| 25           | Ferizaj      | 930           | 241           | 930           | 2.471         | 917           | 1.637         | 1.172         | 1.437         | 3.284         | 5.446         |
| 26           | Viti         | -             | -             | -             | -             | 0             | 0             | 0             | 0             | 0             | 0             |
| 27           | Vushtrri     | 87            | 31            | 87            | 104           | 219           | 381           | 140           | 208           | 115           | 167           |
| 28           | Zubin Potok  | :             | :             | :             | :             | :             | :             | :             | :             | :             | :             |
| 29           | Zveçan       | :             | :             | :             | :             | :             | :             | :             | :             | :             | :             |
| 30           | Malishevë    | -             | -             | -             | -             | -             | 0             | :             | -             | -             | -             |
| <b>Total</b> |              | <b>36.318</b> | <b>48.201</b> | <b>36.318</b> | <b>76.042</b> | <b>34.382</b> | <b>76.394</b> | <b>30.349</b> | <b>65.584</b> | <b>48.790</b> | <b>90.968</b> |

**Table 4a. Number of foreign visitors and their nights of stay in Kosovo municipalities for the periods Q1 - 2012 and Q1 – 2013**

| Order No. | Municipality | Q1 2012      |               | Q1 2013       |               |
|-----------|--------------|--------------|---------------|---------------|---------------|
|           |              | Visitors     | Nights        | Visitors      | Nights        |
| 01        | Deçan        | 6            | 10            | 12            | 20            |
| 02        | Gjakovë      | 51           | 146           | 103           | 246           |
| 03        | Gillogoc     | -            | -             | -             | -             |
| 04        | Gjilan       | 157          | 254           | 170           | 256           |
| 06        | Istog        | 80           | 80            | 66            | 66            |
| 07        | Kaçanik      | 63           | 122           | 0             | 0             |
| 08        | Klinë        | 24           | 24            | 0             | 0             |
| 09        | Fushë Kosovë | 60           | 60            | 212           | 571           |
| 11        | Mitrovicë    | 102          | 112           | 173           | 173           |
| 12        | Leposaviq    | :            | :             | :             | :             |
| 13        | Lipjan       | -            | -             | -             | -             |
| 15        | Obiliq       | -            | -             | 125           | 125           |
| 16        | Rahovec      | 11           | 14            | 23            | 45            |
| 17        | Pejë         | 423          | 482           | 150           | 382           |
| 18        | Podujevë     | -            | -             | -             | -             |
| 19        | Prishtinë    | 4.583        | 9.048         | 11070         | 17391         |
| 20        | Prizren      | 221          | 427           | 323           | 506           |
| 21        | Skenderaj    | -            | -             | -             | -             |
| 22        | Shtime       | -            | -             | 2             | 2             |
| 23        | Shtërpçë     | :            | :             | :             | :             |
| 24        | Suharekë     | 9            | 16            | 21            | 40            |
| 25        | Ferizaj      | 152          | 422           | 148           | 154           |
| 26        | Viti         | -            | -             | -             | -             |
| 27        | Vushtrri     | 23           | 42            | 5             | 11            |
| 28        | Zubin Potok  | -            | :             | :             | :             |
| 29        | Zveçan       | -            | :             | :             | :             |
| 30        | Malishevë    | -            | -             | -             | -             |
|           | <b>Total</b> | <b>5.965</b> | <b>11.259</b> | <b>12.603</b> | <b>19.988</b> |

**4 Foreign visitors and their nights of stay by country of origin**
**Table 5. Number of foreign visitors and nights of stay by country of origin during the period 2008-2012**

| Order No. | Country              | 2008          |               | 2009          |               | 2010          |               | 2011          |               | 2012          |               |
|-----------|----------------------|---------------|---------------|---------------|---------------|---------------|---------------|---------------|---------------|---------------|---------------|
|           |                      | Visitors      | Nights        | Visitors      | Nights        | Visitors      | Nights        | Visitors      | Nights        | Visitors      | Nights        |
| 1         | Austria              | 127           | 139           | 856           | 1.435         | 451           | 680           | 500           | 1.320         | 233           | 1.107         |
| 2         | Belgium              | 62            | 80            | 100           | 148           | 85            | 108           | 43            | 43            | 108           | 139           |
| 3         | Bosnia & Herzegovina | 167           | 193           | 880           | 1.038         | 269           | 393           | 212           | 390           | 136           | 549           |
| 4         | UK                   | 1.487         | 3.919         | 2.202         | 4.204         | 1.296         | 2.571         | 1.251         | 2.539         | 289           | 4.071         |
| 5         | France               | 288           | 488           | 851           | 1.068         | 423           | 601           | 301           | 409           | 151           | 875           |
| 6         | Germany              | 734           | 4.517         | 3.598         | 7.211         | 2.941         | 8.413         | 2.750         | 8.730         | 716           | 6.279         |
| 7         | Greece               | 1.578         | 187           | 513           | 554           | 114           | 155           | 37            | 63            | 13            | 287           |
| 8         | Netherlands          | 84            | 157           | 317           | 632           | 993           | 342           | 278           | 505           | 99            | 850           |
| 9         | Italy                | 1.089         | 2.427         | 1.429         | 1.945         | 1.512         | 2.320         | 1.938         | 2.595         | 175           | 6.365         |
| 10        | Croatia              | 931           | 1.060         | 1.138         | 2.901         | 950           | 1.752         | 871           | 1.973         | 298           | 3.344         |
| 11        | Montenegro           | 166           | 191           | 350           | 1.434         | 270           | 2.195         | 181           | 264           | 51            | 1.099         |
| 12        | Macedonia            | 1.195         | 1.374         | 1.576         | 5.958         | 935           | 1.284         | 713           | 969           | 305           | 977           |
| 13        | Poland               | 89            | 97            | 44            | 24            | 102           | 143           | 110           | 150           | 13            | 142           |
| 14        | Serbia               | 250           | 233           | 578           | 446           | 558           | 705           | 515           | 708           | 195           | 1.074         |
| 15        | US                   | 2.450         | 5.593         | 3.279         | 5.500         | 1.867         | 4.925         | 1.628         | 3.676         | 624           | 7.670         |
| 16        | Albania              | 3.213         | 3.311         | 6.313         | 9.511         | 4.152         | 4.540         | 4.050         | 4.733         | 1.436         | 6.395         |
| 17        | Slovenia             | 1.289         | 1.823         | 1.481         | 3.145         | 1.166         | 2.017         | 1.707         | 4.120         | 461           | 7.085         |
| 18        | Spain                | 131           | 138           | 62            | 106           | 14            | 18            | 28            | 40            | 6             | 84            |
| 19        | Turkey               | 1.694         | 2.099         | 3.098         | 5.559         | 2.184         | 5.796         | 2.028         | 3.116         | 853           | 8.627         |
| 20        | Switzerland          | 1.452         | 2.325         | 1.245         | 1.808         | 471           | 822           | 1.061         | 1.962         | 256           | 2.157         |
| 21        | Other                | 6.140         | 16.559        | 6.408         | 21.416        | 13.629        | 36.614        | 10.147        | 27.279        | 6.265         | 31.792        |
|           | <b>Total</b>         | <b>24.616</b> | <b>46.910</b> | <b>36.318</b> | <b>76.043</b> | <b>34.382</b> | <b>76.394</b> | <b>30.349</b> | <b>65.584</b> | <b>48.790</b> | <b>90.968</b> |

**Table 5. Number of foreign visitors and nights of stay by country of origin, for the periods Q1 - 2012 and Q1 – 2013**

| Order No | Country              | Q1 2012      |               | Q1 2013       |               |
|----------|----------------------|--------------|---------------|---------------|---------------|
|          |                      | Visitors     | Nights        | Visitors      | Nights        |
| 1        | Austria              | 1            | 1             | 82            | 212           |
| 2        | Belgium              | 9            | 5             | 7             | 7             |
| 3        | Bosnia & Herzegovina | 50           | 79            | 237           | 360           |
| 4        | UK                   | 206          | 593           | 628           | 1.212         |
| 5        | France               | 62           | 90            | 196           | 238           |
| 6        | Germany              | 412          | 1128          | 810           | 1.088         |
| 7        | Greece               | 43           | 75            | 28            | 103           |
| 8        | Netherlands          | 93           | 212           | 3             | 3             |
| 9        | Italy                | 1228         | 1551          | 279           | 329           |
| 10       | Croatia              | 229          | 700           | 319           | 695           |
| 11       | Montenegro           | 163          | 425           | 43            | 87            |
| 12       | Macedonia            | 52           | 109           | 270           | 345           |
| 13       | Poland               | 9            | 39            | 0             | 0             |
| 14       | Serbia               | 63           | 91            | 129           | 212           |
| 15       | US                   | 156          | 693           | 1.401         | 1.884         |
| 16       | Albania              | 496          | 971           | 1.526         | 2.206         |
| 17       | Slovenia             | 472          | 694           | 354           | 875           |
| 18       | Spain                | 10           | 10            | 11            | 17            |
| 19       | Turkey               | 333          | 875           | 899           | 1.497         |
| 20       | Switzerland          | 150          | 246           | 469           | 754           |
| 21       | Other                | 1728         | 2672          | 4.912         | 7.864         |
|          | <b>Total</b>         | <b>5.965</b> | <b>11.259</b> | <b>12.603</b> | <b>19.988</b> |

# Kosovo Agency of Statistics

## *short description*

**Kosovo Agency of Statistics** is a professional institution which deals with collection, processing and publication of official statistical data. As such acts since 1948 and has passed through several historical stages, structured according to state regulation of those times.

On 2 August 1999, the Agency has resumed his professional work (after nine years of interruption of all statistical series detrimental to the interest of Kosovo), as an independent institution under the Ministry of Public Administration. Since 12.12.2011 the Agency operates in the frames of the Prime Minister's Office. Office is funded by the Kosovo Consolidated Budget, but also by donors for specific projects and for technical professional support.

**Kosovo Agency of Statistics** acts according to the Law No. 04/L-036 which entered into force on 12.12.2011. Strategic development plan 2009-2013 is the middle term implementation for the development of statistical system in correlation with the European Union statistics (EUROSTAT).

**Kosovo Agency of Statistics** has this organizational structure: production departments; (Department of Economic statistics and National Accounts, Department of Agriculture and Environment statistics and Department of Social statistics. **Support Departments**; Department of Methodology and Information Technology, Department of Policy Planning, Coordination and Communication, Department of Census and survey and Department of Administration.

In ASK are employed in total 139 workers, of them 104 (74,8 %) at the headquarters of the Agency, while in the Regional Offices, 35 (25,2%), with qualifying structure, 70,5% with university education to 29,5% with secondary education.

We have professional and technical cooperation with all Ministries of the Government of Kosovo, especially with the Ministry of Economy and Finance, Central Bank of Kosovo, with international institutions, EUROSTAT, International Monetary Fund, World Bank, Sweden's SIDA, DFID, UNFPA, UNDP, UNICEF, and with the statistical institutions of the countries in the region.

**Kosovo Agency of Statistics** almost completely covers the territory of Kosovo, based on the statistical structure of the enumeration areas as the basic unit and sole in the country from which it gets first hand information. All surveys conducted in the field use the extension of the samples in these enumeration areas but also a statistical methodology according to international recommendations. During the collection of statistical data and reports from reporting entities are involved professionals, technicians, administrators, servants of the country offices, field enumerators from regional offices, etc.

We have successfully implemented the project of Population Census, Households and Dwellings in 2011, Census that was not carried out since 1981. Results obtained from the Census will have an important role in compiling the development policies.

**The mission of the Agency**; to meet the needs of users with qualitative statistical data, objective, in time and space so that users have reliable base to conduct regular analysis in the interest of planning and project development at the municipal and country level. To support government institutions, scientific institutes, research academies, businesses in order to provide proper information for decision-makers and other users in Kosovo. Ongoing is preparation for the Census of Agriculture in Kosovo.

- **Address: KOSOVO AGENCY OF STATISTICS**  
Street. "Zenel Salihu", No. 4, 10000 Pristina
- **Telephone:** +381 (0) 38 200 31 104  
CEO: +381 (0) 38 200 31 112
- **Fax::** +381 (0) 38 235 033
- **E-mail:** [economic@rks-gov.net](mailto:economic@rks-gov.net)
- **Web-faqe:** <http://ask.rks-gov.net/>