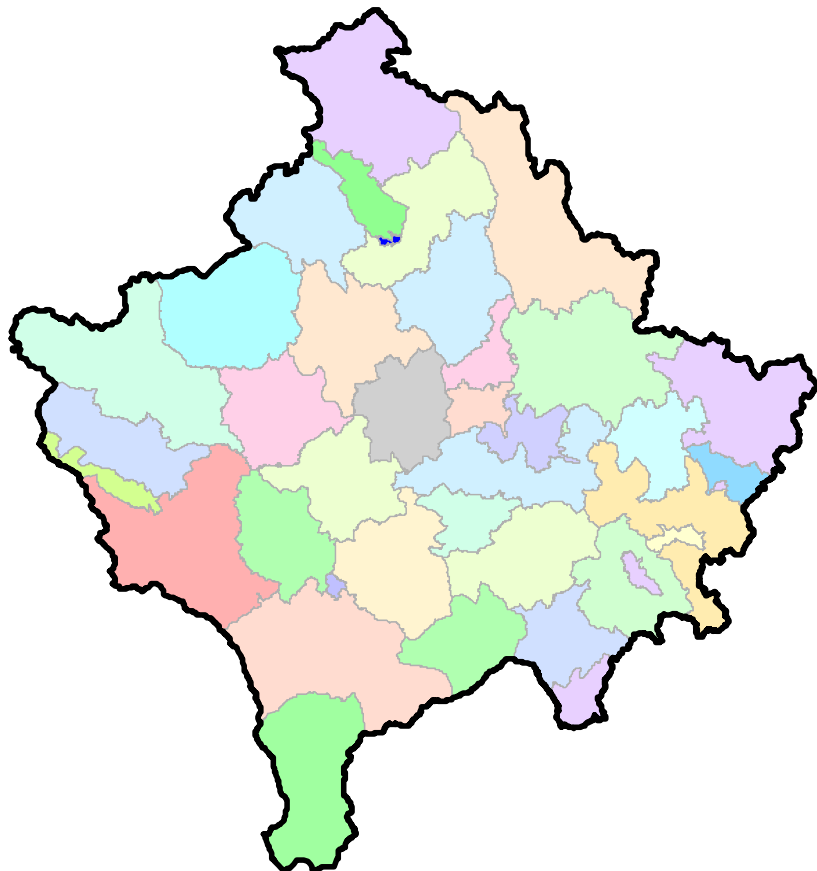




Republika e Kosovës  
Republika Kosova-Republic of Kosovo  
*Qeveria - Vlada - Government*  
Zyra e Kryeministrit -Ured Premijera -Office of the Prime Minister  
*Agjencia e Statistikave të Kosovës - Agencija za Statistike Kosova - Kosovo Agency of Statistics*

## Series 3: Economic Statistics

# Hotel Statistics (Q3 – 2014)



**ask**

AGJENCIA E STATISTIKAVE TË KOSOVËS  
AGENCIJA ZA STATISTIKE KOSOVA  
KOSOVO AGENCY OF STATISTICS

## Foreword

Kosovo Agency of Statistics (KAS) respectively Department of Economic Statistics and National Accounts in 2008 began the research for hotel operations in Kosovo. During 2009 KAS started with publications of hotel statistics on a quarterly basis. This statistical publication presents a collection of statistical data from hotel activity in Kosovo. Another data source is the Ministry of Trade and Industry (MTI), Department of Hotel and Tourism.

Based on continued demand from various internal and external users for data and statistical information as well as according to Eurostat recommendations and manuals on indicators that should be published for hotel statistics, we have introduced information of interest.

The purpose of the publication is to expose the development trend of this economic activity in Kosovo. This publication will serve as a useful reference for all KAS users of statistical data, and as useful and relevant economic information for Kosovo.

We are grateful to the regional offices of KAS, the willingness of all hotels for their sincere cooperation, the Ministry of Trade and Industry (MTI), namely the Department of Tourism and Hotel and SIDA trainees for their contribution in the preparation of the publication.

The proposals, suggestions and feedback can be sent to email address:  
[economic@ks-gov.net](mailto:economic@ks-gov.net).

Publication was prepared by:

Ilir T.Berisha – Director of Department  
Ismaj Sahit – Head of the Economic Statistics Division  
Hysni Elshani – Head of the Economic Statistics Sector  
Sulltane Gashi- Senior Officer  
Nazmije Belegu - Senior Officer  
Bekim Bojku – Officer  
Violeta Syla – Officer  
Saranda Berisha – Officer  
Ahmet Cakolli – Officer for Design.

December, 2014

Chief Executive Officer, KAS  
Mr. Isa Krasniqi

- KAS** - Kosovo Agency of Statistics
- MTI** - Ministry of Trade and Industry
- Q<sub>1</sub>** - First Quarter
- Q<sub>2</sub>** - Second Quarter
- Q<sub>3</sub>** - Third Quarter
- Q<sub>4</sub>** - Fourth Quarter
  
- :** - The data is not available
- - Not applicable
- %** - Percentage

## Content

	Page
Methodology.....	4
Hotel capacity.....	5
Table 1a. Capacity utilization in Kosovo hotels surveyed, in percentage (%) .....	6
Local and foreign visitors .....	7
Table 2a. Number of visitors (local and foreign) and the nights of stay, for the periods .....	8
Local and foreign visitors and their stays by region.....	10
Foreign visitors by the region.....	12
Foreign visitors and their nights of stay by country of origin.....	15

## **Methodology**

Kosovo Agency of Statistics (KAS) publishes data on Kosovo hotels for Q3 2014. Statistical information regarding the hotel and tourism activities were taken from statistical research organized throughout the country through regional statistical offices (total 7 of them).

Based on KAS statistical program, we obtain data on the number of hotels, number of employees, facilities (rooms, beds), number of visitors and nights of stay by month, and foreign visitors by country.

## **Scope / coverage**

Number of hotels surveyed was a total 105. This publication does not include a number of hotels in Prishtina, Podujeva and hotels in Shterpce municipality, and some hotel facilities because at the time of privatization were currently renovating and were considered as inactive. Also here were not included are non-licensed motels that conduct this activity.

## **Definitions**

### **Hotel**

Hotel unit is an enterprise which in the business register is registered in hotel activity. Also, private hotel units are included in this group. Depending on the services of these units they are divided into hotels, motels, etc..

### **Tourism**

Tourism comprises the activities of persons traveling to and staying in places different from their place of ordinary residence for a period not longer than one calendar year and the purpose of this trip is leisure, business or other.

### **Visitor**

Visitor is a person who spends at least one night in a hotel in the place he/she visits. For the purposes of tourism statistics, the term "visitor" represents a "person" who travels to a different place from where he/she lives, for a period less than 12 months. It can be local or foreign.

Local visitor is a person with permanent residence in Kosovo, but that stays for at least one night in a different place in Kosovo.

Foreign visitor is considered a person with permanent residence abroad, but who stays temporarily in Kosovo for at least one night.

### **Nights of stay**

A visitor who spends a night in a hotel known as the night of stay in our research.

## Hotel capacity

**Table 1. Hotel capacity surveyed in Kosovo**

ID Region	Region	Number of hotels	Number of rooms				
			With a bed	With two beds	With three beds	Apartment	Residency
1	Gjakovë	10	58	113	10	5	0
2	Gjilan	10	71	39	26	4	0
3	Mitrovicë	7	20	126	4	7	5
4	Pejë	17	122	108	39	13	3
5	Prizren	12	44	143	51	38	10
6	Prishtinë	32	518	450	38	60	16
7	Ferizaj	17	170	66	14	5	0
	Total	105	1003	1045	182	132	34

In the third quarter of 2014 (Q3 2014) part of the survey were 105 hotels that operate in the territory of Kosovo, where most of the hotels were located in the region of Prishtina, Peja, Ferizaj, etc.

**Table 1a. 1 Capacity utilization in Kosovo hotels surveyed, in percentage (%)**

Period / Region	Gjakova	Gjilani	Mitrovica	Peja	Prizreni	Prishtina	Ferizaji	Total
Q1/2009	2.25	5.58	2.54	3.36	1.83	11.56	5.43	6.77
Q2/2009	2.14	5.67	2.62	6.35	3.13	13.82	10.27	8.73
Q3/2009	3.13	4.75	2.33	9.03	3.55	15.25	7.73	9.50
Q4/2009	2.40	3.77	2.32	5.63	2.60	20.23	15.51	11.63
Q1/2010	1.77	3.39	2.65	4.73	2.10	14.64	9.69	8.51
Q2/2010	2.28	1.96	2.96	5.10	3.74	19.32	9.09	10.71
Q3/2010	2.35	3.36	3.62	6.62	5.03	11.01	7.83	7.58
Q4/2010	1.58	2.64	2.63	5.62	6.80	10.25	7.67	7.20
Q1/2011	0.48	2.79	2.66	1.80	1.99	12.04	6.61	6.62
Q2/2011	2.49	3.21	2.15	5.56	5.04	16.94	5.04	9.61
Q3/2011	2.78	5.50	3.01	4.29	3.79	10.49	6.90	6.93
Q4/2011	1.21	3.16	2.61	4.71	2.51	13.72	5.26	7.72
Q1/2012	1.04	2.10	2.87	3.78	1.88	10.57	5.65	6.15
Q2/2012	2.25	3.68	2.47	12.47	4.12	14.35	23.76	10.93
Q3/2012	2.50	3.73	2.86	5.44	5.00	21.43	5.94	11.66
Q4/2012	2.56	3.40	2.94	3.83	4.28	21.51	4.61	11.26
Q1 2013	2.28	2.54	2.83	3.77	2.54	16.84	4.99	8.98
Q2 2013	1.55	2.82	2.69	3.32	4.86	16.27	5.45	9.00
Q3 2013	1.63	2.34	2.85	11.04	7.92	15.98	4.87	10.21
Q4 2013	1.64	3.48	2.99	3.77	4.57	18.43	12.58	10.64
Q1/2014	2.32	2.24	2.22	2.60	5.00	16.90	5.46	9.19
Q2/2014	2.32	2.49	2.49	12.43	5.88	20.59	3.41	11.95
Q3/2014	4.30	3.34	2.65	12.95	6.12	20.46	2.96	12.17

According to the survey, utilizing capacity at the country level is 12.17% (12.17 percent) for more see Table 1a presenting capacity utilization hotel in Kosovo at the country by region.

<sup>1</sup> Apartments and residences were calculated with the capacity of use by two people per unit.

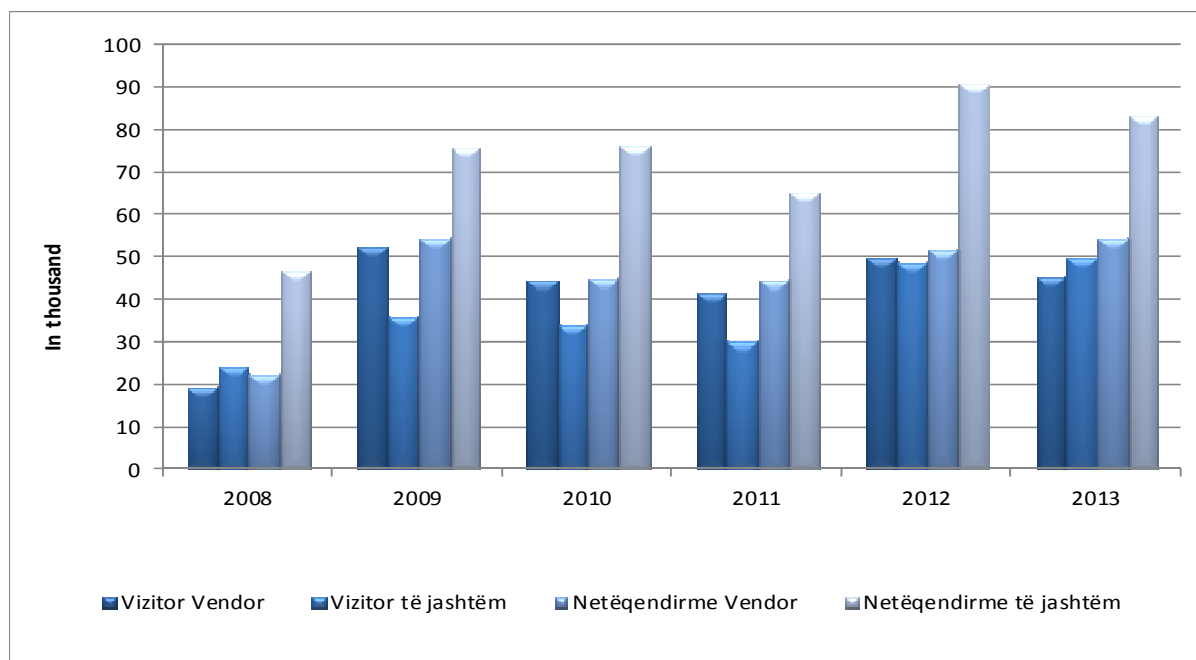
## Local and foreign visitors

**Table 2. Number of visitors (local and foreign) and the nights of stay, for the years 2008-2013**

Period	Number of Visitors		Nights of Stay	
	Local	Foreign	Local	Foreign
2008	19,678	24,616	22,602	46,910
2009	52,631	36,318	54,876	76,042
2010	44,662	34,382	45,123	76,394
2011	42,044	30,349	44,757	65,584
2012	49,973	48,790	52,008	90,968
2013	45,380	50,074	54,867	83,883

Table 2 shows the number of visitors – local and foreign - and nights spent for local and foreign visitors during 2008-2013. In 2013 the number of local visitors is reduced by 19.9% compared with 2012, nights of stay for local visitors increased to 5:50%. We have foreign visitors increased to 2.63%, while the nights of stay of foreign visitors were reduced to 7.79% in comparison with 2012.

**Graph 1. Number of visitors and nights of stays in years 2008 - 2013**



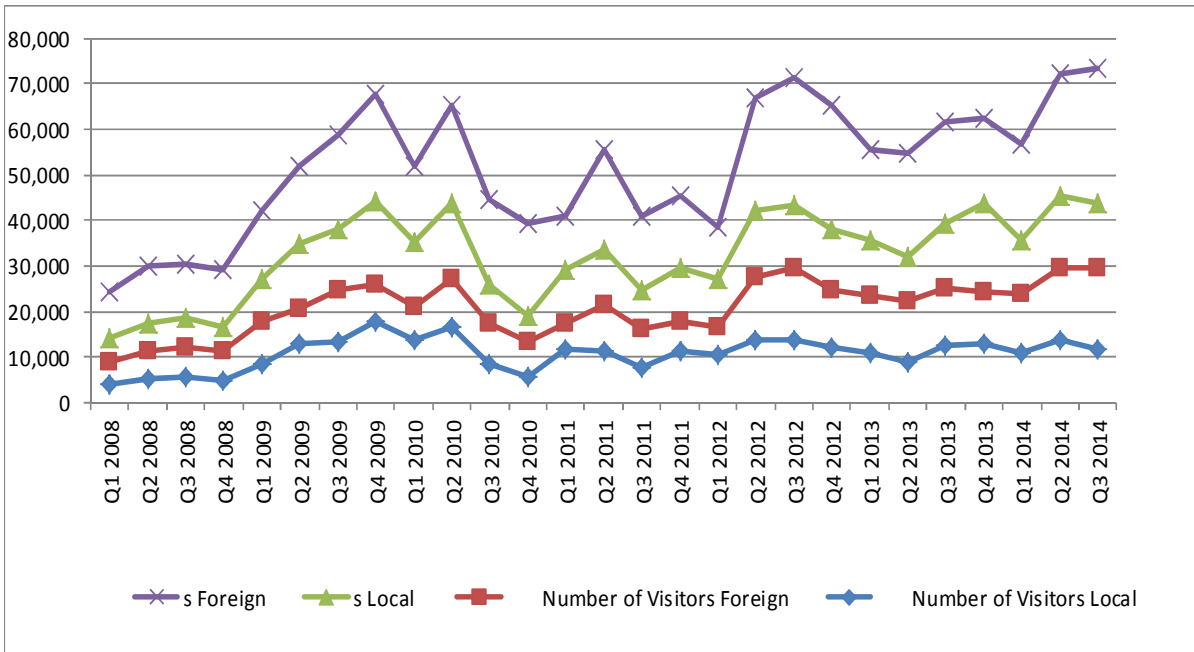


**Table 2a. Number of visitors (local and foreign) and the nights of stay, for the periods Q1 2008 - Q3 2014**

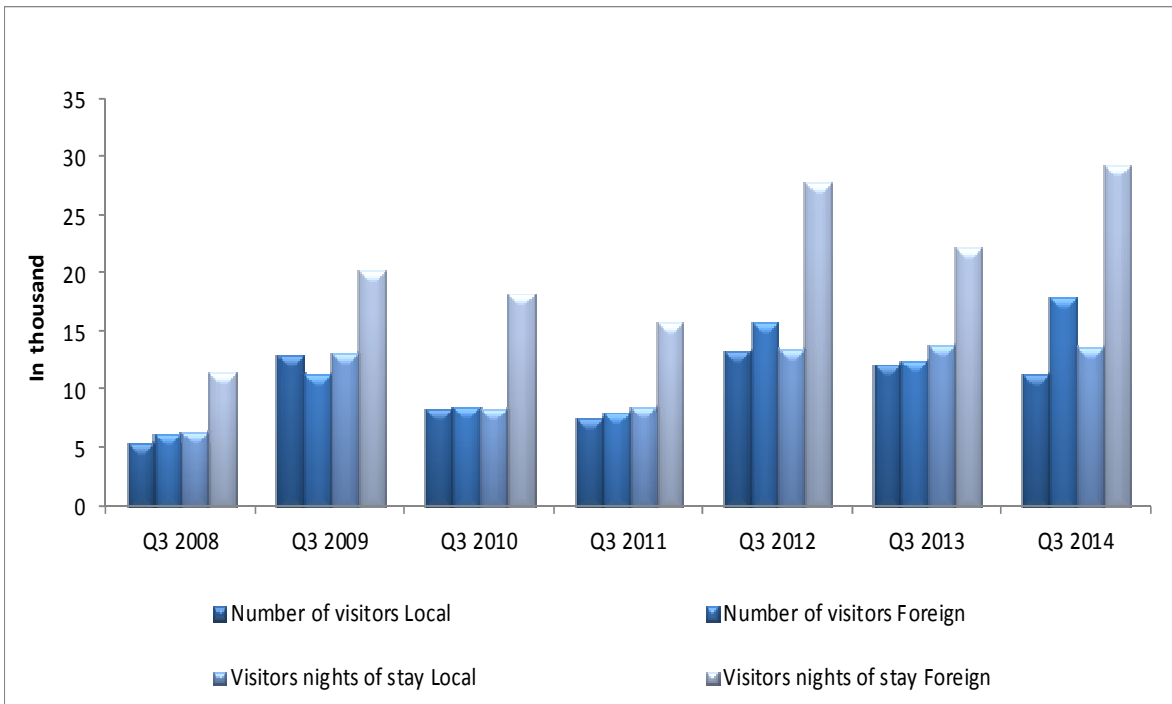
Period	Number of Visitors		Nights	
	Local	Foreign	Local	Foreign
Q1 2008	4,104	4,982	4,994	10,419
Q2 2008	5,142	6,380	5,824	12,428
Q3 2008	5,663	6,519	6,542	11,629
Q4 2008	4,769	6,735	5,242	12,434
Q1 2009	8,483	9,257	9,342	14,868
Q2 2009	13,040	7,599	14,082	17,103
Q3 2009	13,183	11,445	13,426	20,525
Q4 2009	17,925	8,017	18,026	23,546
Q1 2010	13,670	7,592	14,109	16,303
Q2 2010	16,789	10,208	16,789	21,478
Q3 2010	8,648	8,775	8,664	18,433
Q4 2010	5,556	7,807	5,561	20,180
Q1 2011	11,692	5,535	11,751	11,893
Q2 2011	11,405	9,889	12,401	21,944
Q3 2011	7,806	8,249	8,746	16,017
Q4 2011	11,141	6,676	11,859	15,730
Q1 2012	10,607	5,965	10,737	11,259
Q2 2012	13,581	14,025	14,418	24,638
Q3 2012	13,613	16,117	13,657	28,016
Q4 2012	12,172	12,683	13,196	27,055
Q1 2013	10,886	12,603	12,088	19,988
Q2 2013	9,055	13,340	9,552	22,615
Q3 2013	12,421	12,673	14,065	22,426
Q4 2013	13,018	11,458	19,162	18,854
Q1 2014	10,894	12,985	11,884	20,977
Q2 2014	13,902	15,613	15,896	26,799
Q3 2014	11,573	18,159	13,936	29,572

In Q3 2014 the number of visitors was 29.732 visitors, where 38.92% were local visitors and 61.08% were foreign visitors and the number of nights per stay in Q3 2014 was 43.508 overnights, where 32.03% of overnights were from locals and 67.97% were foreigners.

**Graph 2. Movements (trends) of visitors (local and foreign) and their nights of stay for the period Q1 2008 - Q3 2014**



**Graph 2a. Number of visitors (local and foreign) and their nights of stay in Q3 2014 compared to Q3 2013 Q3 2012 Q3 2011 Q3 2010 Q3 2009 and Q3 2008**



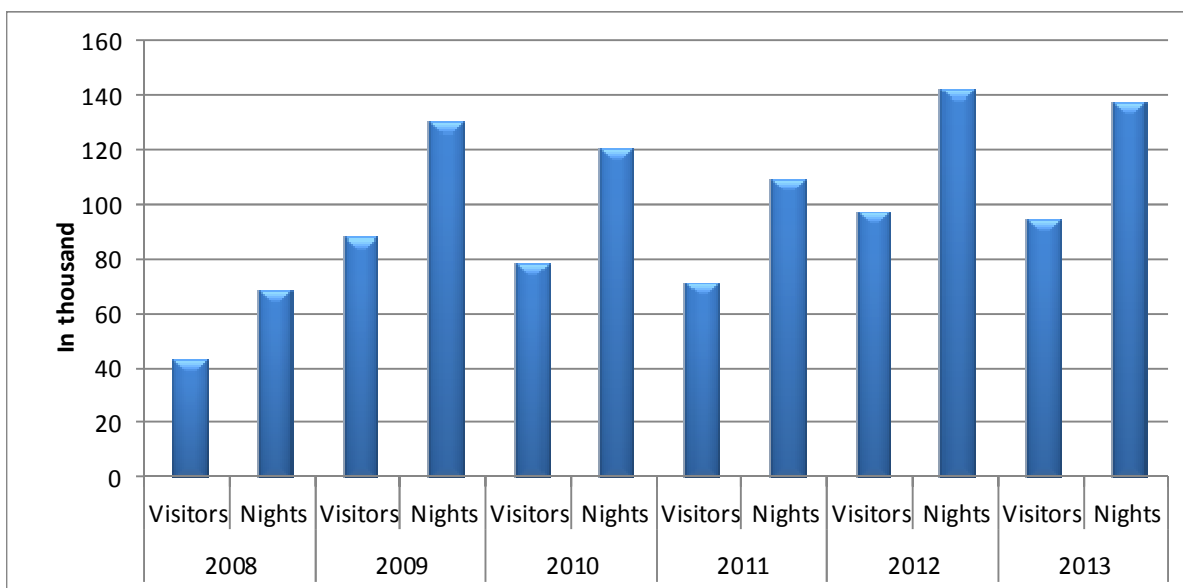
## Local and foreign visitors and their stays by region

**Table 3. Number of visitors and nights of stay (local and foreign) by region during 2008-2013**

ID Region	Regions	2008		2009		2010		2011		2012		2013	
		Visitors	Nights	Visitors	Nights	Visitors	Nights	Visitors	Nights	Visitors	Nights	Visitors	Nights
1	Gjakovë	2,263	2,529	2,240	2,895	2,031	2,324	1,640	2,030	1,597	2,434	1,517	2,072
2	Gjilan	3,152	3,466	3,210	4,181	1,976	2,400	2,251	3,101	1,937	2,731	1,718	2,364
3	Mitrovicë	1,873	1,967	2,471	2,718	2,894	3,289	2,646	2,890	2,875	3,088	2,915	3,147
4	Pejë	4,924	5,423	8,288	10,680	8,337	9,677	6,633	7,170	7,593	11,184	6,630	9,597
5	Prizren	3,632	4,095	4,639	5,792	4,663	9,210	5,434	6,946	6,212	7,962	8,109	10,360
6	Prishtinë	27,076	50,198	57,569	92,245	49,172	83,694	46,636	80,620	68,537	102,846	68,687	102,323
7	Ferizaj	1,374	1,834	10,532	12,407	9,972	10,923	7,153	7,584	10,012	12,731	5,878	8,887
	Total	44,294	69,512	88,949	130,918	79,045	121,517	72,393	110,341	98,763	142,976	95,454	138,750

Table 3 presents the total number of visitors and their nights of stay across regions of Kosovo during 2008-2013.

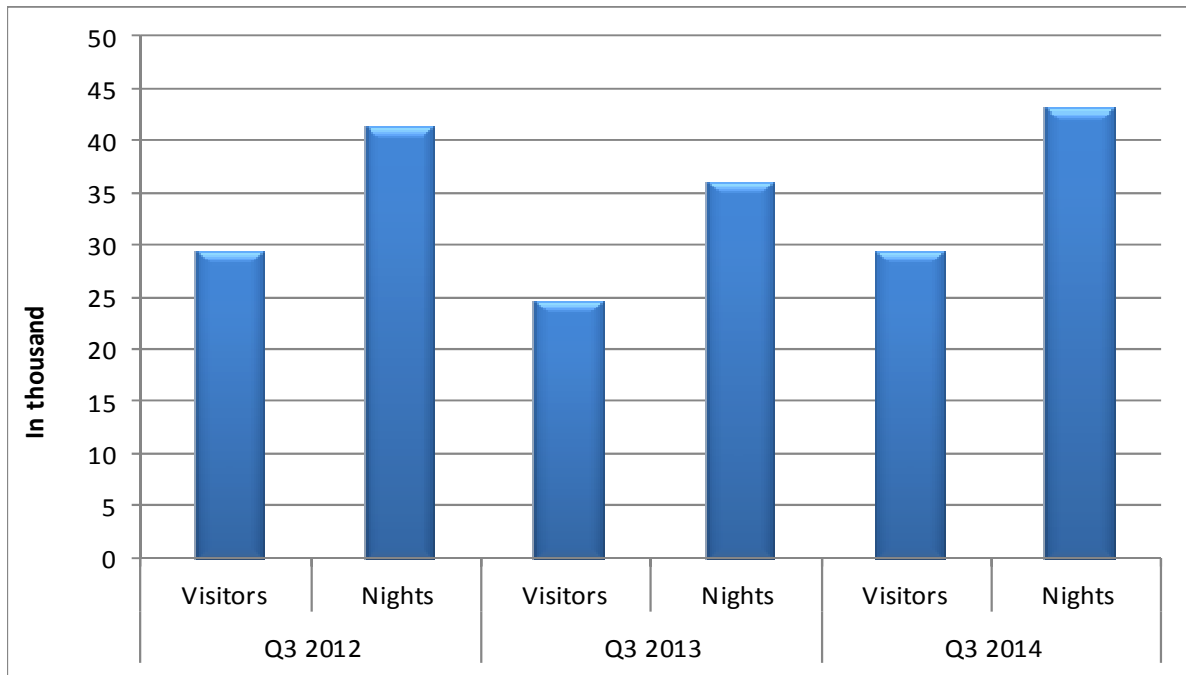
As shown in table 3 with the largest number of visitors during 2013 leads the region of Prishtina with a total of 68.687 visitors, Prizren ranks second with 8.109 visitors, Peja ranks third with 6,630 visitors.

**Graph 3. Number of visitors and nights of stay (local and foreign) 2008-2013**

**Table 3a. Number of visitors and nights of stay (local and foreign) by region for Q3 2012 Q3 2013 and Q3 2014**

ID Region	Regions	Q3 2012		Q3 2013		Q3 2014	
		Visitors	Nights	Visitors	Nights	Visitors	Nights
1	Gjakovë	501	729	349	476	613	1,255
2	Gjilan	574	789	469	495	545	707
3	Mitrovicë	794	794	788	789	734	734
4	Pejë	2,113	2,383	2,393	4,837	3,896	5,676
5	Prizren	1,957	2,608	3,340	4,125	2,470	3,191
6	Prishtinë	21,988	32,478	16,255	24,218	20,649	31,002
7	Ferizaj	1,803	1,892	1,500	1,551	825	943
<b>Total</b>		<b>29,730</b>	<b>41,673</b>	<b>25,094</b>	<b>36,491</b>	<b>29,732</b>	<b>43,508</b>

Table 3a shows that in Q3 2014 the largest number of visitors and their nights of stay has had Prishtina region with 20.649 visitors and 31.002 nights of stay.

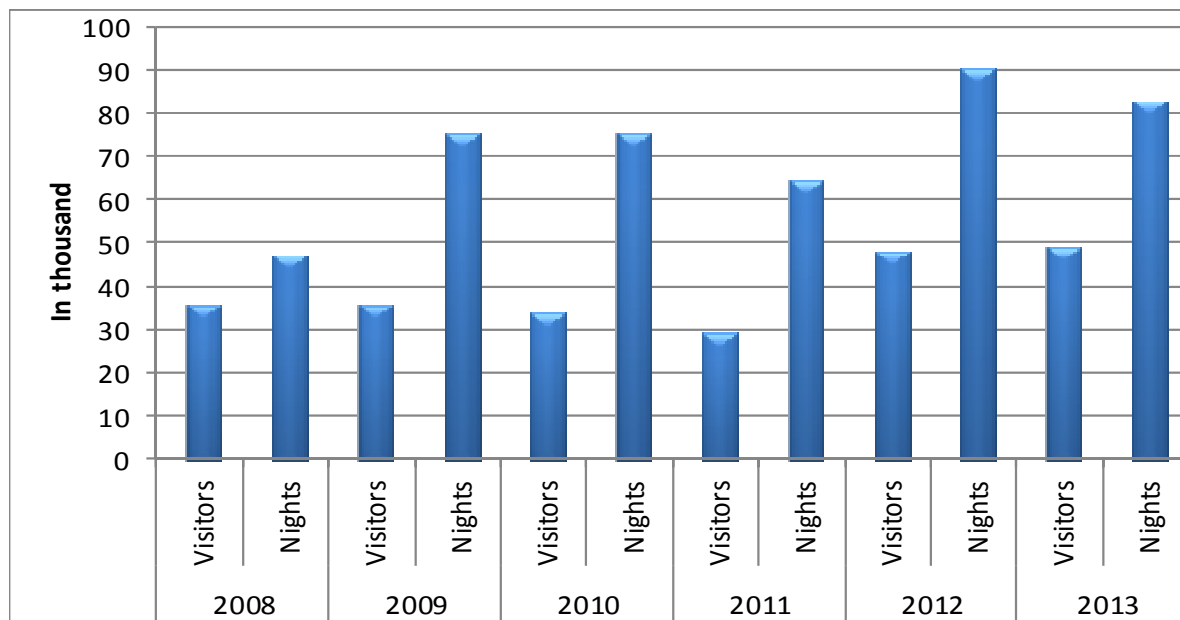
**Graph 3a. Number of visitors and nights of stay (local and foreign) Q3 2012 Q3 2013 and Q3 2014**



**Foreign visitors by the region**

**Table 4. Number of foreign visitors and their nights of stay across regions of Kosovo during the period 2008-2013**

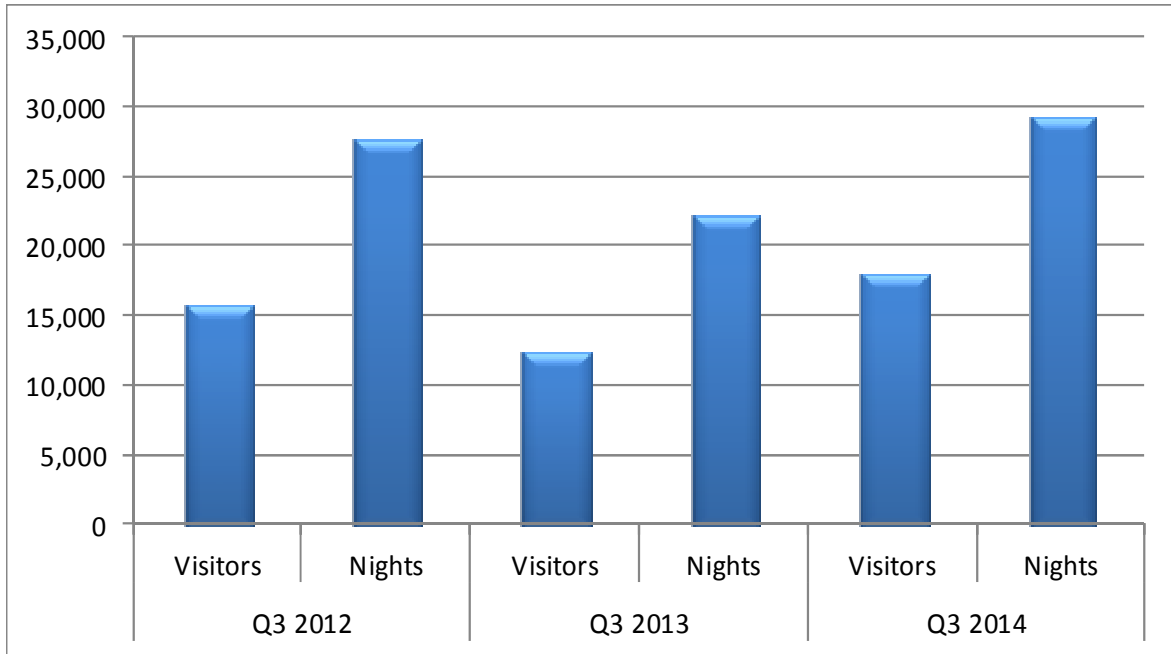
ID. Region	Regions	2008		2009		2010		2011		2012		2013	
		Visitors	Nights	Visitors	Nights	Visitors	Nights	Visitors	Nights	Visitors	Nights	Visitors	Nights
1	Gjakovë	646	965	646	1,105	734	1,032	647	980	739	1,512	547	1,062
2	Gjilan	937	1,182	937	1,379	779	1,203	755	1,546	886	1,594	737	1,198
3	Mitrovicë	546	185	546	768	827	1,222	4,458	813	557	647	616	692
4	Pejë	3,763	3,123	3,763	5,714	3,152	4,470	260	2,692	2,588	5,554	1,326	3,733
5	Prizren	2,412	1,631	2,412	3,343	2,334	6,846	20,832	4,066	2,695	4,369	3,799	5,521
6	Prishtinë	26,781	40,836	26,781	60,746	25,428	59,542	1,635	53,763	37,897	71,555	42,083	70,517
7	Ferizaj	1,233	279	1,233	2,987	1,128	2,079	1,762	1,724	3,428	5,737	966	1,160
<b>Total</b>		<b>36,318</b>	<b>48,201</b>	<b>36,318</b>	<b>76,042</b>	<b>34,382</b>	<b>76,394</b>	<b>30,349</b>	<b>65,584</b>	<b>48,790</b>	<b>90,968</b>	<b>50,074</b>	<b>83,883</b>

**Graph 4. Number of foreign visitors and nights of stay in Kosovo during the period 2008-2013****Table 4a. Number of foreign visitors and their nights of stay across regions of Kosovo for periods Q3 2012 Q3 2013 and Q3 2014**

ID. Region	Regions	Q3 2012		Q3 2013		Q3 2014	
		Visitors	Nights	Visitors	Nights	Visitors	Nights
1	Gjakovë	238	466	150	277	284	813
2	Gjilan	279	494	123	149	292	418
3	Mitrovicë	170	170	195	196	198	198
4	Pejë	666	936	603	2,642	2,240	2,945
5	Prizren	930	1,581	1,714	2,291	1,058	1,681
6	Prishtinë	13,481	23,927	9,632	16,564	13,883	23,240
7	Ferizaj	353	442	256	307	204	276
<b>Total</b>		<b>16,117</b>	<b>28,016</b>	<b>12,673</b>	<b>22,426</b>	<b>18,159</b>	<b>29,572</b>

The largest number of foreign visitors is concentrated in Prishtina, Peja and so on.

**Graph 4a. Number of foreign visitors and their nights of stay for the periods Q3 2012 Q3 2013 and Q3 2014**



## Foreign visitors and their nights of stay by country of origin

**Table 5. Number of foreign visitors and nights of stay by country of origin during the period 2008-2013**

N o. o f o r d e r	Country	2008		2009		2010		2011		2012		2013	
		V i s i t o r s	N i g h t s	V i s i t o r s	N i g h t s	V i s i t o r s	N i g h t s	V i s i t o r s	N i g h t s	V i s i t o r s	N i g h t s	V i s i t o r s	N i g h t s
1	Austria	127	139	856	1,435	451	680	500	1,320	233	1,107	566	1,226
2	Belgium	62	80	100	148	85	108	43	43	108	139	56	65
3	Bosnia & Herzegovina	167	193	880	1,038	269	393	212	390	136	549	429	775
4	Great Britain	1,487	3,919	2,202	4,204	1,296	2,571	1,251	2,539	289	4,071	1,916	3,623
5	France	288	488	851	1,068	423	601	301	409	151	875	989	1,537
6	Germany	734	4,517	3,598	7,211	2,941	8,413	2,750	8,730	716	6,279	4,259	6,497
7	Greece	1,578	187	513	554	114	155	37	63	13	287	243	396
8	Netherlands	84	157	317	632	993	342	278	505	99	850	78	111
9	Italy	1,089	2,427	1,429	1,945	1,512	2,320	1,938	2,595	175	6,365	3,704	5,280
10	Croatia	931	1,060	1,138	2,901	950	1,752	871	1,973	298	3,344	1,771	3,795
11	Montenegro	166	191	350	1,434	270	2,195	181	264	51	1,099	372	639
12	Macedonia	1,195	1,374	1,576	5,958	935	1,284	713	969	305	977	1,034	1,432
13	Poland	89	97	44	24	102	143	110	150	13	142	51	62
14	Serbia	250	233	578	446	558	705	515	708	195	1,074	725	1,418
15	USA	2,450	5,593	3,279	5,500	1,867	4,925	1,628	3,676	624	7,670	5,302	9,315
16	Albania	3,213	3,311	6,313	9,511	4,152	4,540	4,050	4,733	1,436	6,395	7,778	10,515
17	Slovenia	1,289	1,823	1,481	3,145	1,166	2,017	1,707	4,120	461	7,085	1,467	4,627
18	Spain	131	138	62	106	14	18	28	40	6	84	39	58
19	Turkey	1,694	2,099	3,098	5,559	2,184	5,796	2,028	3,116	853	8,627	4,949	8,237
20	Switzerland	1,452	2,325	1,245	1,808	471	822	1,061	1,962	256	2,157	2,591	5,038
21	Other	6,140	16,559	6,408	21,416	13,629	36,614	10,147	27,279	6,265	31,792	11,755	19,237
<b>Total</b>		<b>24,616</b>	<b>46,910</b>	<b>36,318</b>	<b>76,043</b>	<b>34,382</b>	<b>76,394</b>	<b>30,349</b>	<b>65,584</b>	<b>48,790</b>	<b>90,968</b>	<b>50,074</b>	<b>83,883</b>



**Table 5a. Number of foreign visitors and their nights of stay by country of origin for Q3 2012 and Q3 periods in 2014.**

No. of order	Country	Q3 2012		Q3 2013		Q3 2014	
		Visitors	Nights	Visitors	Nights	Visitors	Nights
1	Austria	130	478	23	26	508	860
2	Belgium	10	13	28	32	215	238
3	Bosnia & Herzegovina	140	214	25	44	98	199
4	Great Britain	234	1,172	386	568	570	1,025
5	France	101	429	239	326	274	512
6	Germany	1,233	1,963	1,133	1,831	1,577	2,654
7	Greece	23	33	30	34	15	16
8	Netherlands	44	48	49	61	34	60
9	Italy	1,935	2,096	965	1,467	507	935
10	Croatia	184	862	516	1,142	368	743
11	Montenegro	62	72	101	270	43	65
12	Macedonia	335	410	195	378	379	517
13	Poland	13	35	28	28	30	31
14	Serbia	195	269	208	377	347	589
15	USA	1,364	3,634	1,209	2,738	1,493	3,141
16	Albania	1,039	1,337	2,274	3,095	2,224	3,050
17	Slovenia	370	1,380	355	2,085	546	1,223
18	Spain	29	40	16	20	9	9
19	Turkey	2,378	3,390	1,462	2,253	886	1,519
20	Switzerland	392	921	1,049	2,017	969	1,691
21	Other	5,906	9,220	2,382	3,634	7,565	11,345
	<b>Total</b>	<b>16,117</b>	<b>28,016</b>	<b>12,673</b>	<b>22,426</b>	<b>18,159</b>	<b>29,572</b>

Regarding foreign visitors largest number is from Albania, Germany, USA, etc.



# Kosovo Agency of Statistics

## *short description*

**Kosovo Agency of Statistics** is a professional institution which deals with collection, processing and publication of official statistical data. As such acts since 1948 and has passed through several historical stages, structured according to state regulation of those times.

On 2 August 1999, the Agency has resumed his professional work (after nine years of interruption of all statistical series detrimental to the interest of Kosovo), as an independent institution under the Ministry of Public Administration. Since 12.12.2011 the Agency operates in the frames of the Prime Minister's Office. Office is funded by the Kosovo Consolidated Budget, but also by donors for specific projects and for technical professional support.

**Kosovo Agency of Statistics** acts according to the Law No. 04/L-036 which entered into force on 12.12.2011. Strategic development plan 2009-2013 is the middle term implementation for the development of statistical system in correlation with the European Union statistics (EUROSTAT).

**Kosovo Agency of Statistics** has this organizational structure: production departments; (Department of Economic statistics and National Accounts, Department of Agriculture and Environment statistics and Department of Social statistics. **Support Departments**; Department of Methodology and Information Technology, Department of Policy Planning, Coordination and Communication, Department of Census and survey and Department of Administration.

In ASK are employed in total 139 workers, of them 104 (74,8 %) at the headquarters of the Agency, while in the Regional Offices, 35 (25,2%), with qualifying structure, 70,5% with university education to 29,5% with secondary education.

We have professional and technical cooperation with all Ministries of the Government of Kosovo, especially with the Ministry of Economy and Finance, Central Bank of Kosovo, with international institutions, EUROSTAT, International Monetary Fund, World Bank, Sweden's SIDA, DFID, UNFPA, UNDP, UNICEF, and with the statistical institutions of the countries in the region.

**Kosovo Agency of Statistics** almost completely covers the territory of Kosovo, based on the statistical structure of the enumeration areas as the basic unit and sole in the country from which it gets first hand information. All surveys conducted in the field use the extension of the samples in these enumeration areas but also a statistical methodology according to international recommendations. During the collection of statistical data and reports from reporting entities are involved professionals, technicians, administrators, servants of the country offices, field enumerators from regional offices, etc.

We have successfully implemented the project of Population Census, Households and Dwellings in 2011, Census that was not carried out since 1981. Results obtained from the Census will have an important role in compiling the development policies.

**The mission of the Agency**; to meet the needs of users with qualitative statistical data, objective, in time and space so that users have reliable base to conduct regular analysis in the interest of planning and project development at the municipal and country level. To support government institutions, scientific institutes, research academies, businesses in order to provide proper information for decision-makers and other users in Kosovo. Ongoing is preparation for the Census of Agriculture in Kosovo.

- **Address: KOSOVO AGENCY OF STATISTICS**  
Street. "Zenel Salihu", No. 4, 10000 Pristina
- **Telephone:** +381 (0) 38 200 31 104  
CEO: +381 (0) 38 200 31 112
- **Fax::** +381 (0) 38 235 033
- **E-mail:** [economic@rks-gov.net](mailto:economic@rks-gov.net)
- **Web-faqe:** <http://ask.rks-gov.net/>