



Republika e Kosovës
Republika Kosova-Republic of Kosovo
Qeveria - Vlada - Government
Zyra e Kryeministrit -Ured Premijera -Office of the Prime Minister
Agjencia e Statistikave të Kosovës - Agencija za Statistike Kosova - Kosovo Agency of Statistics

Series 3: Economic Statistics

Hotel Statistics (Q1 – 2014)



ask

AGJENCIA E STATISTIKAVE TË KOSOVËS
AGENCIJA ZA STATISTIKE KOSOVA
KOSOVO AGENCY OF STATISTICS

Foreword

Kosovo Agency of Statistics (KAS) respectively Department of Economic Statistics and National Accounts in 2008 began the research for hotel operations in Kosovo. During 2009 KAS started with publications of hotel statistics on a quarterly basis. This statistical publication presents a collection of statistical data from hotel activity in Kosovo. Another data source is the Ministry of Trade and Industry (MTI), Department of Hotel and Tourism.

Based on continued demand from various internal and external users for data and statistical information as well as according to Eurostat recommendations and manuals on indicators that should be published for hotel statistics, we have introduced information of interest.

The purpose of the publication is to expose the development trend of this economic activity in Kosovo. This publication will serve as a useful reference for all KAS users of statistical data, and as useful and relevant economic information for Kosovo.

We are grateful to the regional offices of KAS, the willingness of all hotels for their sincere cooperation, the Ministry of Trade and Industry (MTI), namely the Department of Tourism and Hotel.

The proposals, suggestions and feedback can be sent to email address:
economic@ks-gov.net.

Publication was prepared by:

Ilir T.Berisha – Director of Department
Ismaj Sahit – Head of the Economic Statistics Division
Hysni Elshani – Head of the Economic Statistics Sector
Sulltane Gashi- Senior Officer
Nazmije Belegu - Senior Officer
Bekim Bojku – Officer
Ahmet Cakolli – Officer for Design.

June, 2014

Chief Executive Officer, KAS
Mr. Isa Krasniqi

Abbreviations

KAS	-	Kosovo Agency of Statistics
MTI	-	Ministry of Trade and Industry
Q₁	-	First Quarter
Q₂	-	Second Quarter
Q₃	-	Third Quarter
Q₄	-	Fourth Quarter
:	-	The data is not available
-	-	Not applicable
%	-	Percentage

Content

	Page
Methodology.....	4
Hotel capacity.....	5
Local and foreign visitors	7
Foreign visitors by municipalities	12
Foreign visitors and their nights of stay according to the country of origin.....	14

Methodology

Kosovo Agency of Statistics (KAS) publishes data on Kosovo hotels for Q1 2014. Statistical information regarding the hotel and tourism activities were taken from statistical research organized throughout the country through regional statistical offices (total 7 of them).

Based on KAS statistical program, we obtain data on the number of hotels, number of employees, facilities (rooms, beds), number of visitors and nights of stay by month, and foreign visitors by country.

Scope / coverage

Number of hotels surveyed was a total 106. This publication does not include a number of hotels in Prishtina, Podujeva and hotels in Shterpce municipality, and some hotel facilities because at the time of privatization were currently renovating and were considered as inactive. Also here were not included are non-licensed motels that conduct this activity.

Definitions

Hotel

Hotel unit is an enterprise which in the business register is registered in hotel activity. Also, private hotel units are included in this group. Depending on the services of these units they are divided into hotels, motels, etc..

Tourism

Tourism comprises the activities of persons traveling to and staying in places different from their place of ordinary residence for a period not longer than one calendar year and the purpose of this trip is leisure, business or other.

Visitor

Visitor is a person who spends at least one night in a hotel in the place he/she visits. For the purposes of tourism statistics, the term "visitor" represents a "person" who travels to a different place from where he/she lives, for a period less than 12 months. It can be local or foreign.

Local visitor is a person with permanent residence in Kosovo, but that stays for at least one night in a different place in Kosovo.

Foreign visitor is considered a person with permanent residence abroad, but who stays temporarily in Kosovo for at least one night.

Nights of stay

A visitor who spends a night in a hotel known as the night of stay in our research.

Hotel capacity¹ Table 1. Hotel capacity surveyed in Kosovo

ID number	Municipality	Number of hotels	Number of rooms				
			With one bed	With two beds	With three beds	Apartment	Residency
01	Deqan	2	2	7	0	0	0
02	Gjakovë	5	64	71	0	4	0
04	Gjilan	8	58	41	25	4	0
06	Istog	4	26	18	6	7	0
07	Kaçanik	4	36	10	4	0	0
08	Klinë	4	26	22	0	2	0
09	Fushë Kosovë	4	20	27	2	2	1
11	Mitrovicë	5	70	80	2	5	4
13	Lipjan	4	78	11	0	0	1
16	Rahovec	3	12	27	0	1	0
17	Pejë	9	76	73	20	6	6
19	Prishtinë	25	511	406	42	66	15
20	Prizren	10	43	127	48	37	10
22	Shtime	2	21	0	0	0	0
24	Suharekë	2	1	23	3	1	0
25	Ferizaj	11	116	58	8	5	0
26	Viti	2	12	0	0	0	0
27	Vushtrri	2	15	9	2	2	1
Total		106	1187	1010	162	142	38

In the first quarter of 2014 (Q1 2014), part of the survey were 106 hotels that operate in the territory of Kosovo, where most of the hotels were located in Prishtina, Ferizaj, Prizren, Peja, Gjilan, etc.

¹ Municipalities that have one hotel or in survey have one hotel, due to confidentiality are aggregated with the regions as Kamenica and NovoBerdo is aggregated with Gjilan; Hani Elezit is aggregated with Ferizaj; Dragash is aggregated with Prizren and Gillogoc and Obiliq with Prishtina.

Table 1a. ² Capacity utilization in Kosovo hotels surveyed, in percentage (%)

Municipality/ Quarter	Deçan	Gjakovë	Gjilan	Istog	Kaçanik	Klinë	Fushë Kosovë	Mitrovicë	Lipjan	Fahovec	Pejë	Prishtinë	Prizren	Shtime	Suharekë	Ferizaj	Viti	Vushtrri	Total
Q1 2009	3.24	2.70	4.00	6.38	10.69	2.42	3.85	3.31	15.85	1.20	4.56	12.92	2.23	2.24	3.54	2.95	4.48	2.34	6.82
Q2 2009	2.02	2.25	3.93	15.16	10.00	6.18	13.80	3.88	13.20	2.00	5.77	14.20	4.02	15.41	5.13	5.56	4.45	1.17	8.69
Q3 2009	19.33	31.69	35.63	8.11	15.86	32.07	6.29	31.35	7.77	40.07	5.99	6.02	21.87	53.75	18.94	17.95	20.60	63.30	10.69
Q4 2009	5.00	2.09	2.30	9.75	7.17	4.45	13.41	2.81	20.90	2.33	7.32	21.66	3.06	46.01	4.85	6.46	4.33	2.46	11.45
Q1 2010	1.45	2.18	2.09	12.82	25.55	3.87	10.54	3.90	22.73	1.05	4.39	14.71	2.42	5.68	4.95	3.96	3.90	1.25	8.47
Q2 2010	1.63	2.69	1.61	10.69	7.88	5.49	6.73	4.40	22.35	1.66	4.75	21.34	5.08	1.54	4.34	6.65	0.00	1.29	10.66
Q3 2010	2.35	2.51	2.93	19.34	12.25	5.77	1.15	4.45	1.58	1.97	5.07	15.32	6.91	1.69	4.66	4.79	0.00	3.68	7.47
Q4 2010	2.00	1.66	2.14	12.37	12.21	6.62	5.18	3.71	0.00	1.26	4.32	13.97	9.87	1.61	4.49	4.66	0.00	1.52	7.09
Q1 2011	0.53	0.44	2.34	1.53	8.68	2.58	0.47	3.62	22.00	0.56	1.96	13.02	2.25	1.31	4.60	4.37	0.00	1.96	6.59
Q2 2011	4.21	2.85	3.30	14.03	9.71	12.84	16.79	3.75	78.26	1.53	2.82	25.78	9.22	8.70	6.65	2.39	0.00	1.24	12.32
Q3 2011	9.24	2.34	3.57	13.34	4.35	4.71	21.43	3.40	3.84	2.83	3.80	18.52	6.25	2.48	6.52	4.44	40.31	2.63	8.94
Q4 2011	2.31	1.25	2.36	13.56	3.02	6.72	18.69	3.64	44.88	0.89	2.10	20.93	3.68	3.35	6.56	4.40	14.49	6.77	9.91
Q1 2012	2.13	1.08	2.15	5.63	4.29	2.01	9.94	3.84	46.79	0.75	3.62	18.30	2.81	2.15	4.85	5.16	0.00	1.25	8.12
Q2 2012	2.95	2.68	3.83	18.27	8.33	1.91	8.91	2.79	65.24	1.06	17.20	18.11	6.63	4.22	8.30	17.15	0.00	1.39	12.78
Q3 2012	3.26	3.12	3.85	19.54	4.74	1.71	36.00	3.72	39.55	1.03	5.27	19.58	8.02	4.13	9.73	4.76	0.00	1.15	12.41
Q4 2012	4.35	3.04	3.52	10.79	4.77	1.30	25.11	3.08	45.84	1.61	4.02	19.24	6.68	1.48	9.18	3.73	0.00	4.14	11.77
Q1 2013	4.72	1.75	2.39	10.83	4.46	0.23	31.98	2.90	45.85	1.79	4.13	10.61	3.80	0.76	4.56	15.22	0.00	4.09	8.67
Q2 2013	1.30	1.82	2.92	17.94	4.76	0.00	14.25	2.72	43.45	1.07	4.41	17.67	4.63	0.88	5.38	4.85	0.00	2.90	9.55
Q3 2013	4.08	2.66	1.63	23.02	2.87	1.34	22.39	3.31	56.79	2.74	12.95	18.85	7.21	5.07	9.67	4.13	0.00	2.22	11.12
Q4 2013	2.84	2.59	2.65	7.07	2.08	2.90	16.86	3.15	61.96	2.24	2.59	18.15	3.45	0.91	9.84	15.97	0.00	5.20	10.60
Q1 2014	4.79	4.70	1.74	4.00	2.48	1.20	14.01	2.86	88.80	1.63	2.45	16.44	3.84	0.00	11.15	6.70	0.00	2.14	9.36

According to the survey, utilizing capacity at the country level is 9,36% (9,36 percent), for more see Table 1a presenting capacity utilization hotel in Kosovo at the country level by cities.

² Apartments and residences are calculated with the capacity to be used by two people per unit.

Local and foreign visitors

Table 2. Number of visitors (local and foreign) and the nights of stay, for the years 2008-2013

Period	Number of visitors		Nights of stay	
	Local	Foreign	Local	Foreign
2008	19,678	24,616	22,602	46,910
2009	52,631	36,318	54,876	76,042
2010	44,662	34,382	45,123	76,394
2011	42,044	30,349	44,757	65,584
2012	49,973	48,790	52,008	90,968
2013	45,380	50,074	54,867	83,883

Table 2 shows the number of visitors – local and foreign - and nights spent on local and foreign visitors during 2008-2013. In 2013 the number of local visitors is reduced by 19.9% compared with 2012, local visitor nights of stay increased to 5:50%. We have foreign visitors increased to 2.63%, while nights of stay were reduced to 7.79% in comparison with 2012.

Graph 1. Number of visitors and nights of stays in years 2008 - 2013

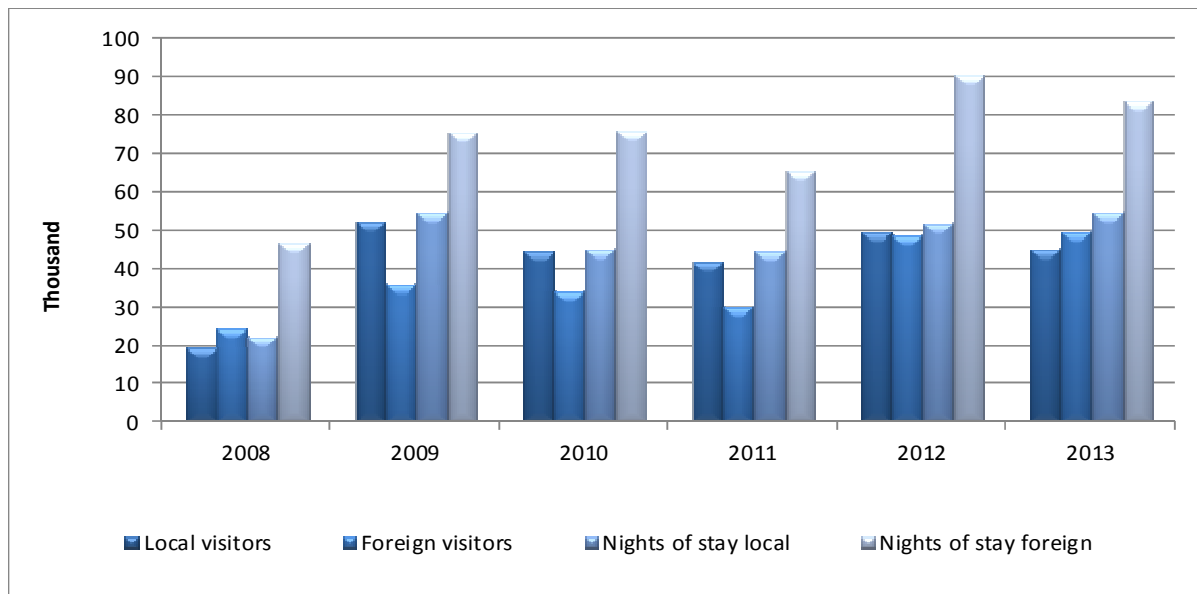
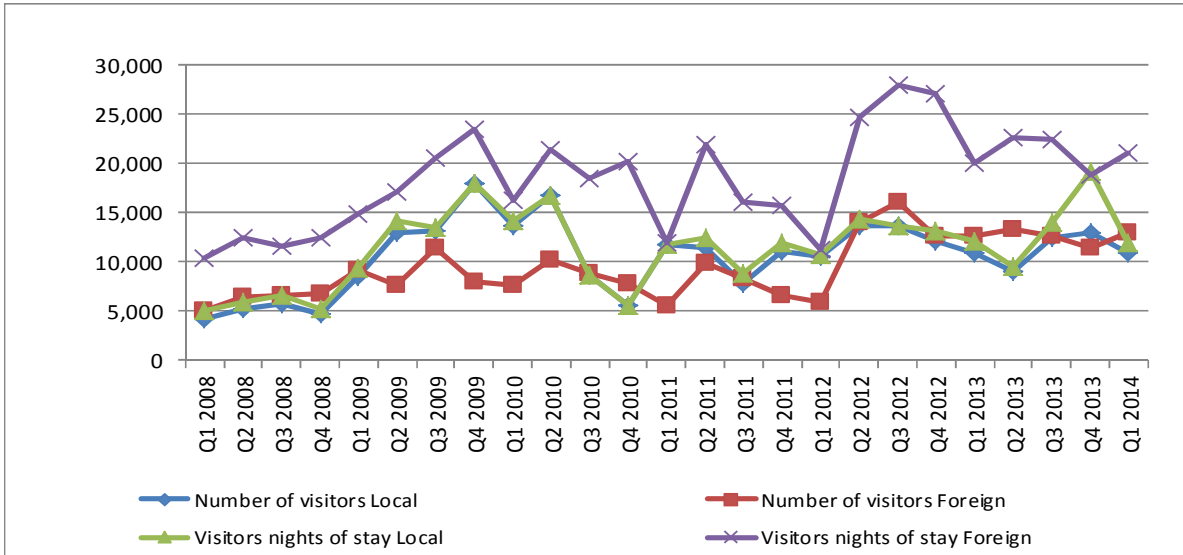


Table 2a. Number of visitors (local and foreign) and the nights of stay, for the periods Q1 2008 – Q1 2014

Period	Number of visitors		Visitors nights of stay	
	Local	Foreign	Local	Foreign
Q1 2008	4,104	4,982	4,994	10,419
Q2 2008	5,142	6,380	5,824	12,428
Q3 2008	5,663	6,519	6,542	11,629
Q4 2008	4,769	6,735	5,242	12,434
Q1 2009	8,483	9,257	9,342	14,868
Q2 2009	13,040	7,599	14,082	17,103
Q3 2009	13,183	11,445	13,426	20,525
Q4 2009	17,925	8,017	18,026	23,546
Q1 2010	13,670	7,592	14,109	16,303
Q2 2010	16,789	10,208	16,789	21,478
Q3 2010	8,648	8,775	8,664	18,433
Q4 2010	5,556	7,807	5,561	20,180
Q1 2011	11,692	5,535	11,751	11,893
Q2 2011	11,405	9,889	12,401	21,944
Q3 2011	7,806	8,249	8,746	16,017
Q4 2011	11,141	6,676	11,859	15,730
Q1 2012	10,607	5,965	10,737	11,259
Q2 2012	13,581	14,025	14,418	24,638
Q3 2012	13,613	16,117	13,657	28,016
Q4 2012	12,172	12,683	13,196	27,055
Q1 2013	10,886	12,603	12,088	19,988
Q2 2013	9,055	13,340	9,552	22,615
Q3 2013	12,421	12,673	14,065	22,426
Q4 2013	13,018	11,458	19,162	18,854
Q1 2014	10,894	12,985	11,884	20,977

In Q1 2014 the number of visitors is 23,879 visitors, where 45.62% were local visitors, and 54.38% were foreign visitors and the number of nights spent in Q1 2014 is 32,861 overnights, where 36.16% of overnights were from locals and 63.84% were foreign.

Graph 2. Movements (trends) of visitors (local and foreign) and their nights of stay for the period Q1 2008 – Q1 2014



Graph 2a. Number of visitors (local and foreign) and their nights of stay in Q1 2014 compared to Q1 2013 Q1 2012 Q1 2011 Q1 2010 Q1 2009 and Q1 2008

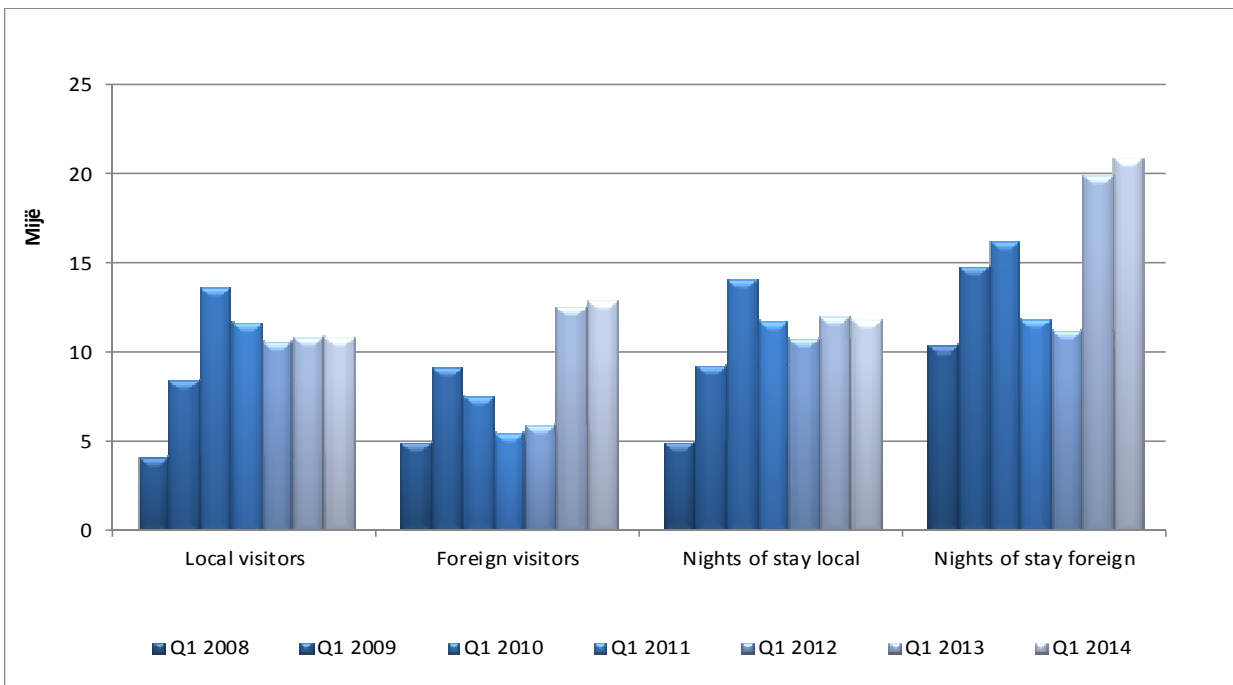


Table 3. Number of visitors and nights of stay (local and foreign) by municipalities during 2008-2013

No. of order	Municipality	2008		2009		2010		2011		2012		2013	
		Visitors	Nights	Visitors	Nights	Visitors	Nights	Visitors	Nights	Visitors	Nights	Visitors	Nights
01	Deçan	100	128	259	353	159	170	182	244	130	186	140	183
02	Gjakovë	1,333	1,537	1,387	1,823	1,360	1,620	1,092	1,369	1,232	1,968	1022	1379
03	Glllogoc	316	395	278	278	303	303	106	114	195	195	0	0
04	Gjilan	2,207	2,521	2,251	3,222	1,770	2,194	1,646	2,496	1,937	2,731	1718	2364
06	Istog	1,050	1,085	2,091	2,750	2,866	3,489	2,663	2,673	2,741	2,747	3540	3554
07	Kaçanik	158	162	1,632	1,867	2,934	3,175	1,273	1,399	1,189	1,334	778	803
08	Klinë	1,748	1,751	1,970	2,363	2,838	3,186	2,138	2,444	588	594	244	260
09	Fushë Kosovë	1,123	1,709	2,318	8,554	1,800	4,286	2,770	5,275	3,430	4,474	4465	6357
11	Mitrovicë	1,055	1,146	1,971	2,201	2,524	2,757	2,261	2,334	2,702	2,758	2524	2530
12	Leposaviq	:	:	:	:	:	:	:	:	:	:	:	:
13	Lipjan	3,029	3,422	13,534	13,534	10,024	10,024	11,188	11,188	12,946	12,946	7931	7931
15	Obiliq	448	501	1,271	2,164	1,374	1,378	327	327	230	279	541	541
16	Rahovec	830	864	594	719	512	534	366	417	235	280	355	510
17	Pejë	2,126	2,587	4,227	5,567	2,633	3,002	1,832	2,053	4,264	7,843	2846	5783
18	Podujevë	-	-	-	0	-	0	-	-	-	-	-	-
19	Prishtinë	22,160	44,171	40,168	67,715	35,671	67,703	32,245	63,716	51,736	84,952	55750	87494
20	Prizren	2,419	2,872	3,584	4,710	3,636	8,147	4,135	5,629	4,589	6,259	6610	8768
21	Skenderaj	-	-	-	0	-	0	-	-	-	-	-	-
22	Shtime	23	20	3,122	3,124	510	500	396	396	272	274	136	136
23	Shtërpcë	:	:	:	:	:	:	:	:	:	:	:	:
24	Suharekë	1,213	1,223	1,055	1,082	1,027	1,063	1,299	1,317	1,623	1,703	1499	1592
25	Ferizaj	1,193	1,652	5,778	7,416	6,528	7,248	5,484	5,789	8,551	11,123	4964	7948
26	Viti	945	945	959	959	206	206	605	605	0	0	0	0
27	Vushtrri	818	821	500	517	370	532	385	556	173	330	391	617
28	Zubim Potok	:	:	:	:	:	:	:	:	:	:	:	:
29	Zveçan	:	:	:	:	:	:	:	:	:	:	:	:
30	Malishevë	-	-	-	-	-	-	-	-	-	-	-	-
Total		44,294	69,512	88,949	130,918	79,045	121,517	72,393	110,341	98,763	142,976	95,454	138,750

Table 3 presents the total number of visitors and their nights of stay in cities throughout Kosovo during 2008-2013.

As shown in table 3 with the largest number of visitors during 2013 leads the capital of Kosovo - Prishtina with a total of 55,750 visitors, Lipjan ranks second with 7.931 visitors, Prizren ranks third with 6.610 visitors.

Table 3a. Number of visitors and nights of stay (local and foreign) in municipalities of Q1 2012 Q1 2013 and Q1 2014

No. of order	Municipality	Q1 2012		Q1 2013		Q1 2014	
		Visitors	Nights	Visitors	Nights	Visitors	Nights
01	Deçan	27	31	62	70	32	56
02	Gjakovë	118	219	315	494	368	508
04	Gjilan	323	445	393	538	347	474
06	Istog	450	456	682	682	415	432
07	Kaçanik	226	285	114	114	152	152
08	Klinë	236	238	12	12	79	79
09	Fushë Kosovë	380	380	898	1,267	1,183	1,450
11	Mitrovicë	735	745	670	670	515	515
12	Leposaviq	:	:	:	:	:	:
13	Lipjan	3,577	3,577	2,682	2,682	2,808	2,877
16	Rahovec	49	52	80	102	60	113
17	Pejë	844	963	609	959	453	628
18	Podujevë	-	-	-	-	-	-
19	Prishtinë	7,575	12,061	14,438	21,570	13,667	21,286
20	Prizren	507	723	824	1,081	1,579	2,013
21	Skenderaj	-	-	-	-	-	-
22	Shtime	49	49	17	17	0	0
23	Shtërpcë	:	:	:	:	:	:
24	Suharekë	249	256	225	244	566	592
25	Ferizaj	1,196	1,466	1,454	1,460	1,555	1,586
26	Viti	:	0	0	0	0	0
27	Vushtri	31	50	14	114	100	100
28	Zubim Potok	:	:	:	:	:	:
29	Zveçan	:	:	:	:	:	:
30	Malishevë	-	-	-	-	-	-
Total		16,572	21,996	23,489	32,076	23,879	32,861

Table 3a shows that in Q1 2014, the largest number of visitors and their nights of stay has capital of Kosovo - Prishtina with 13.667 visitors and 21.286 nights of stay.

Foreign visitors by municipalities

Table 4. Number of foreign visitors and their nights of stay in Kosovo municipalities during the period 2008-2013

No. of order	Municipality	2008		2009		2010		2011		2012		2013	
		Visitors	Nights	Visitors	Nights	Visitors	Nights	Visitors	Nights	Visitors	Nights	Visitors	Nights
01	Deçan	40	16	40	75	38	49	44	106	41	97	35	78
02	Gjakovë	492	727	492	811	603	868	468	745	635	1,307	378	695
03	Glllogoc	30	5	30	30	0	0	0	0	0	0	0	0
04	Gjilan	937	1,182	937	1,379	779	1,203	755	1,546	886	1,594	737	1,198
06	Istog	336	598	336	698	663	1,286	32	583	492	492	382	382
07	Kaçanik	278	38	278	493	194	435	579	276	141	286	272	295
08	Klinë	658	376	658	1,062	969	1,304	150	966	74	74	67	83
09	Fushë Kosovë	984	752	984	6,904	643	2,834	684	3,748	1,670	2,714	954	2,746
11	Mitrovicë	459	154	459	664	608	841	1,256	605	442	480	531	538
12	Leposaviq	:	:	:	:	:	:	532	:	:	:	:	:
13	Lipjan	28	52	28	28	9	9	:	0	22	22	0	0
15	Obiliq	305	49	305	1,171	104	108	0	135	19	68	339	339
16	Rahovec	114	222	114	219	93	115	135	129	63	108	134	289
17	Pejë	2,769	2,149	2,769	3,954	1,520	1,880	78	1,143	2,022	4,988	877	3,268
18	Podujevë	-	-	-	-	-	0	951	-	-	-	-	-
19	Prishtinë	25,434	39,978	25,434	52,613	24,672	56,591	-	49,880	36,186	68,751	40,790	67,432
20	Prizren	2,277	1,575	2,277	3,181	2,256	6,732	20,732	3,948	2,482	4,076	3,585	5,214
21	Skenderaj	-	-	-	-	-	0	2,530	-	-	-	-	-
22	Shtime	25	-	25	23	17	7	-	11	3	5	22	22
23	Shtërpcë	:	:	:	:	:	:	11	:	:	:	:	:
24	Suharekë	135	56	135	162	78	114	100	118	213	293	214	307
25	Ferizaj	930	241	930	2,471	917	1,637	1,172	1,437	3,284	5,446	672	843
26	Viti	-	-	-	-	0	0	0	0	0	0	0	0
27	Vushtrri	87	31	87	104	219	381	140	208	115	167	85	154
28	Zubin Potok	:	:	:	:	:	:	:	:	:	:	:	:
29	Zveçan	:	:	:	:	:	:	:	:	:	:	:	:
30	Malishevë	-	-	-	-	-	0	:	-	-	-	-	-
Total		36,318	48,201	36,318	76,042	34,382	76,394	30,349	65,584	48,790	90,968	50,074	83,883

Table 4a. Number of foreign visitors and their nights of stay in Kosovo municipalities for the periods Q1 - 2012 Q1 2013 and Q1 2014

No. of order	Municipality	Q1 2012		Q1 2013		Q1 2014	
		Visitors	Nights	Visitors	Nights	Visitors	Nights
01	Deçan	6	10	12	20	12	36
02	Gjakovë	51	146	103	246	175	279
04	Gjilan	157	254	170	256	146	236
06	Istog	80	80	66	66	181	183
07	Kaçanik	63	122	0	0	10	10
08	Klinë	24	24	0	0	5	5
09	Fushë Kosovë	60	60	212	571	260	527
11	Mitrovicë	102	112	173	173	91	91
12	Leposaviq	:	:	:	:	:	:
13	Lipjan	-	-	-	-	222	291
16	Rahovec	11	14	23	45	15	68
17	Pejë	423	482	150	382	132	194
18	Podujevë	-	-	-	-	-	-
19	Prishtinë	4,583	4,583	11,195	17,516	10,695	17,560
20	Prizren	221	427	323	506	777	1176
21	Skenderaj	-	-	-	-	-	-
22	Shtime	-	-	2	2	0	0
23	Shtërpcë	:	:	:	:	:	:
24	Suharekë	9	16	21	40	82	108
25	Ferizaj	152	422	148	154	153	184
26	Viti	-	-	-	-	0	0
27	Vushtrri	23	42	5	11	29	29
28	Zubin Potok	-	:	:	:	:	:
29	Zveçan	-	:	:	:	:	:
30	Malishevë	-	-	-	-	-	-
Total		5,965	6,794	12,603	19,988	12,985	20,977

The largest number of foreign visitors is concentrated in Prishtina, Prizren, and so on.

Foreign visitors and their nights of stay according to the country of origin

Table 5. Number of foreign visitors and nights of stay by country of origin during the period 2008-2013

No. of order	Country	2008		2009		2010		2011		2012		2013	
		Visitors	Nights	Visitor	Visitors	Visitors	Nights	Visitors	Nights	Visitors	Nights	Visitors	Nights
1	Austria	127	139	856	1,435	451	680	500	1,320	233	1,107	566	1,226
2	Belgium	62	80	100	148	85	108	43	43	108	139	56	65
3	Bosnia & Herzegovina	167	193	880	1,038	269	393	212	390	136	549	429	775
4	Great Britain	1,487	3,919	2,202	4,204	1,296	2,571	1,251	2,539	289	4,071	1,916	3,623
5	France	288	488	851	1,068	423	601	301	409	151	875	989	1,537
6	Germany	734	4,517	3,598	7,211	2,941	8,413	2,750	8,730	716	6,279	4,259	6,497
7	Greece	1,578	187	513	554	114	155	37	63	13	287	243	396
8	Netherlands	84	157	317	632	993	342	278	505	99	850	78	111
9	Italy	1,089	2,427	1,429	1,945	1,512	2,320	1,938	2,595	175	6,365	3,704	5,280
10	Croatia	931	1,060	1,138	2,901	950	1,752	871	1,973	298	3,344	1,771	3,795
11	Montenegro	166	191	350	1,434	270	2,195	181	264	51	1,099	372	639
12	Macedonia	1,195	1,374	1,576	5,958	935	1,284	713	969	305	977	1,034	1,432
13	Poland	89	97	44	24	102	143	110	150	13	142	51	62
14	Serbia	250	233	578	446	558	705	515	708	195	1,074	725	1,418
15	USA	2,450	5,593	3,279	5,500	1,867	4,925	1,628	3,676	624	7,670	5,302	9,315
16	Albania	3,213	3,311	6,313	9,511	4,152	4,540	4,050	4,733	1,436	6,395	7,778	10,515
17	Slovenia	1,289	1,823	1,481	3,145	1,166	2,017	1,707	4,120	461	7,085	1,467	4,627
18	Spain	131	138	62	106	14	18	28	40	6	84	39	58
19	Turkey	1,694	2,099	3,098	5,559	2,184	5,796	2,028	3,116	853	8,627	4,949	8,237
20	Switzerland	1,452	2,325	1,245	1,808	471	822	1,061	1,962	256	2,157	2,591	5,038
21	Other	6,140	16,559	6,408	21,416	13,629	36,614	10,147	27,279	6,265	31,792	11,755	19,237
Total		24,616	46,910	36,318	76,043	34,382	76,394	30,349	65,584	48,790	90,968	50,074	83,883

Table 5a. Number of foreign visitors and nights of stay by country of origin, for the periods Q1 2012 and Q1 2014.

No. of order	Country	Q1 2012		Q1 2013		Q1 2014	
		Visitors	Nights	Visitors	Nights	Visitors	Nights
1	Austria	1	1	82	212	377	818
2	Belgium	9	5	7	7	3	3
3	Bosnia & Herzegovina	50	79	237	360	43	53
4	Great Britain	206	593	628	1,212	492	858
5	France	62	90	196	238	289	479
6	Germany	412	1128	810	1,088	729	1,280
7	Greece	43	75	28	103	40	40
8	Netherlands	93	212	3	3	28	37
9	Italy	1228	1551	279	329	526	1,008
10	Croatia	229	700	319	695	367	714
11	Montenegro	163	425	43	87	39	63
12	Macedonia	52	109	270	345	260	365
13	Poland	9	39	0	0	3	4
14	Serbia	63	91	129	212	352	531
15	USA	156	693	1,401	1,884	1,236	2,316
16	Albania	496	971	1,526	2,206	2,243	3,039
17	Slovenia	472	694	354	875	374	993
18	Spain	10	10	11	17	4	4
19	Turkey	333	875	899	1,497	1,311	2,028
20	Switzerland	150	246	469	754	599	1,109
21	Other	1728	2672	4,912	7,864	3,670	5,235
Total		5,965	11,259	12,603	19,988	12,985	20,977

Regarding foreign visitors largest number is from Albania, USA, Turkey, etc.

Kosovo Agency of Statistics

short description

Kosovo Agency of Statistics is a professional institution which deals with collection, processing and publication of official statistical data. As such acts since 1948 and has passed through several historical stages, structured according to state regulation of those times.

On 2 August 1999, the Agency has resumed his professional work (after nine years of interruption of all statistical series detrimental to the interest of Kosovo), as an independent institution under the Ministry of Public Administration. Since 12.12.2011 the Agency operates in the frames of the Prime Minister's Office. Office is funded by the Kosovo Consolidated Budget, but also by donors for specific projects and for technical professional support.

Kosovo Agency of Statistics acts according to the Law No. 04/L-036 which entered into force on 12.12.2011. Strategic development plan 2009-2013 is the middle term implementation for the development of statistical system in correlation with the European Union statistics (EUROSTAT).

Kosovo Agency of Statistics has this organizational structure: production departments; (Department of Economic statistics and National Accounts, Department of Agriculture and Environment statistics and Department of Social statistics. **Support Departments**; Department of Methodology and Information Technology, Department of Policy Planning, Coordination and Communication, Department of Census and survey and Department of Administration.

In ASK are employed in total 139 workers, of them 104 (74,8 %) at the headquarters of the Agency, while in the Regional Offices, 35 (25,2%), with qualifying structure, 70,5% with university education to 29,5% with secondary education.

We have professional and technical cooperation with all Ministries of the Government of Kosovo, especially with the Ministry of Economy and Finance, Central Bank of Kosovo, with international institutions, EUROSTAT, International Monetary Fund, World Bank, Sweden's SIDA, DFID, UNFPA, UNDP, UNICEF, and with the statistical institutions of the countries in the region.

Kosovo Agency of Statistics almost completely covers the territory of Kosovo, based on the statistical structure of the enumeration areas as the basic unit and sole in the country from which it gets first hand information. All surveys conducted in the field use the extension of the samples in these enumeration areas but also a statistical methodology according to international recommendations. During the collection of statistical data and reports from reporting entities are involved professionals, technicians, administrators, servants of the country offices, field enumerators from regional offices, etc.

We have successfully implemented the project of Population Census, Households and Dwellings in 2011, Census that was not carried out since 1981. Results obtained from the Census will have an important role in compiling the development policies.

The mission of the Agency; to meet the needs of users with qualitative statistical data, objective, in time and space so that users have reliable base to conduct regular analysis in the interest of planning and project development at the municipal and country level. To support government institutions, scientific institutes, research academies, businesses in order to provide proper information for decision-makers and other users in Kosovo. Ongoing is preparation for the Census of Agriculture in Kosovo.

- **Address: KOSOVO AGENCY OF STATISTICS**
Street. "Zenel Salihu", No. 4, 10000 Pristina
- **Telephone:** +381 (0) 38 200 31 104
CEO: +381 (0) 38 200 31 112
- **Fax::** +381 (0) 38 235 033
- **E-mail:** economic@rks-gov.net
- **Web-faqe:** <http://ask.rks-gov.net/>