



Republika e Kosovës  
Republika Kosova-Republic of Kosovo  
*Qeveria - Vlada - Government*  
Zyra e Kryeministrit -Ured Premijera -Office of the Prime Minister  
*Agjencia e Statistikave të Kosovës - Agencija za Statistike Kosova - Kosovo Agency of Statistics*

## Series 3: Economic Statistics

# Hotel Statistics (Q2 - 2015)



AGJENCIA E STATISTIKAVE TË KOSOVËS  
AGENCIJA ZA STATISTIKE KOSOVA  
KOSOVO AGENCY OF STATISTICS

## Foreword

Kosovo Agency of Statistics (KAS) respectively the Department of Economic Statistics and National Accounts began the research for hotel operations in Kosovo in 2008. During 2009 KAS started with publications of hotel statistics on a quarterly basis. This statistical publication presents a collection of statistical data from hotel activity in Kosovo. Another data source is the Ministry of Trade and Industry (MTI), Department of Hotel and Tourism.

Based on continued demand from various internal and external users of data and statistical information as well as Eurostat recommendations and manuals on the indicators that should be published for hotel statistics, here we have introduced information of interest.

The purpose of the publication is to set out the development trend of this economic activity in Kosovo. This publication will serve as a useful reference for all users of KAS statistical data, and as useful and relevant economic information for Kosovo.

KAS is grateful to regional offices, the willingness of all hotels and sincere cooperation of the Ministry of Trade and Industry (MTI), namely the Department of Tourism and Hotel and SIDA interns for their contribution in the preparation of the publication.

Proposals, suggestions and feedback can be sent to email address: [economic@ks-gov.net](mailto:economic@ks-gov.net).

Publican was prepared by:

Ilir T.Berisha – Director of Department  
Ismail Sahiti – Head of the Economic Statistics Division  
Hysni Elshani – Head of the Economic Statistics Sector  
Sulltane Gashi- Senior Official  
Nazmije Belegu - Senior Official  
Violeta Sylja – Intern  
Ahmet Cakolli – Design Official.

September, 2015

Chief Executive Official, KAS  
Mr. Isa Krasniqi

<b>KAS</b>	-	Kosovo Agency of Statistics
<b>MTI</b>	-	Ministry of Trade and Industry
<b>Q<sub>1</sub></b>	-	First Quarter
<b>Q<sub>2</sub></b>	-	Second Quarter
<b>Q<sub>3</sub></b>	-	Third Quarter
<b>Q<sub>4</sub></b>	-	Fourth Quarter
<b>:</b>	-	The data is not available
<b>-</b>	-	Not applicable
<b>%</b>	-	Percentage

## Contents

	Page
Methodology.....	4
1 Hotel capacity .....	5
2 Local and foreign visitors.....	7
3 Local and foreign visitors and their nights of stay according to the region .....	10
4 Foreign visitors according to region .....	12
5 Foreign visitors and their nights of stay according to the country of origin .....	14

## **Methodology**

Kosovo Agency of Statistics (KAS) has published data on Kosovo hotels for Q2 2015. Statistical information regarding the hotel and tourism activities are taken from statistical research organized throughout the country through regional statistical offices (total 7 of them).

Based on KAS statistical programme, collected data relate to the number of hotels, number of employees, facilities (rooms, beds), number of visitors and nights of stay by month, and foreign visitors by country.

## **Coverage**

Number of hotels surveyed is a total of 105. The largest number of hotels are located in the region of Prishtina, Ferizaj, Peja, and so on.

## **Definitions**

### **Hotel**

Hotel unit is an enterprise, which in business registry is registered in hotel activity. Also the hotel units are an enterprise which within the private enterprises is included in this group. Depending on the services, these units are divided into hotels, motels, etc.

### **Tourism**

Tourism comprises the activities of persons traveling to and staying in places different from their place of ordinary residence for a period not longer than one calendar year and the purpose of this trip is leisure, business or other.

### **Visitor**

Visitor is a person who spends at least one night in a hotel in the place he/she visits. For the purposes of tourism statistics, the term "visitor" represents a "person" who travels to a country other than the country he/she resides, for a period less than 12 months. It can be local or foreign.

Local visitor is a person with permanent residence in Kosovo, but that stays for at least one night in a different place in Kosovo.

Foreign visitor is considered a person with permanent residence abroad Kosovo, but who stays temporarily in Kosovo for at least one night.

### **Night of stay**

A visitor who spends a night in a hotel facility is known as night of stay in our research.

## 1 Hotel capacity

**Table 1. Hotel capacity surveyed in Kosovo**

ID Region	Region	Number of hotels	Number of rooms	Number of beds
1	Gjakovë	10	192	315
2	Gjilan	11	147	176
3	Mitrovicë	4	101	140
4	Pejë	16	339	566
5	Prizren	12	334	759
6	Prishtinë	35	1.153	1.482
7	Ferizaj	17	261	306
	Total	105	2.527	3.744

In the second quarter of 2015 (Q2 2015) part of the survey were 105 hotels that operate hotel activity in the territory of Kosovo, the majority of hotels are located in the region of Prishtina, Ferizaj, Peja, etc.

**Table 1a. Capacity utilization of surveyed hotels in Kosovo in percentage (%)**

Period/Region	Gjakova	Gjilani	Mitrovica	Peja	Prizreni	Prishtina	Ferizaji	Total in%
Q1/2009	2,25	5,58	2,54	3,36	1,83	11,56	5,43	6,77
Q2/2009	2,14	5,67	2,62	6,35	3,13	13,82	10,27	8,73
Q3/2009	3,13	4,75	2,33	9,03	3,55	15,25	7,73	9,50
Q4/2009	2,40	3,77	2,32	5,63	2,60	20,23	15,51	11,63
Q1/2010	1,77	3,39	2,65	4,73	2,10	14,64	9,69	8,51
Q2/2010	2,28	1,96	2,96	5,10	3,74	19,32	9,09	10,71
Q3/2010	2,35	3,36	3,62	6,62	5,03	11,01	7,83	7,58
Q4/2010	1,58	2,64	2,63	5,62	6,80	10,25	7,67	7,20
Q1/2011	0,48	2,79	2,66	1,80	1,99	12,04	6,61	6,62
Q2/2011	2,49	3,21	2,15	5,56	5,04	16,94	5,04	9,61
Q3/2011	2,78	5,50	3,01	4,29	3,79	10,49	6,90	6,93
Q4/2011	1,21	3,16	2,61	4,71	2,51	13,72	5,26	7,72
Q1/2012	1,04	2,10	2,87	3,78	1,88	10,57	5,65	6,15
Q2/2012	2,25	3,68	2,47	12,47	4,12	14,35	23,76	10,93
Q3/2012	2,50	3,73	2,86	5,44	5,00	21,43	5,94	11,66
Q4/2012	2,56	3,40	2,94	3,83	4,28	21,51	4,61	11,26
Q1 2013	2,28	2,54	2,83	3,77	2,54	16,84	4,99	8,98
Q2 2013	1,55	2,82	2,69	3,32	4,86	16,27	5,45	9,00
Q3 2013	1,63	2,34	2,85	11,04	7,92	15,98	4,87	10,21
Q4 2013	1,64	3,48	2,99	3,77	4,57	18,43	12,58	10,64
Q1/2014	2,32	2,24	2,22	2,60	5,00	16,90	5,46	9,19
Q2/2014	2,32	2,49	2,49	12,43	5,88	20,59	3,41	11,95
Q3/2014	4,30	3,34	2,65	12,95	6,12	20,46	2,96	12,17
Q4/2014	3,78	1,73	2,30	14,48	4,29	17,21	2,10	10,48
Q1/2015	3,71	2,74	4,60	24,45	3,13	28,47	5,23	15,20
Q2/2015	4,44	3,85	3,88	12,41	8,90	26,85	8,43	15,70

According to the survey, utilizing capacity at the country level is 15.70% for more see Table 1a which shows the utilization of hotel capacities in Kosovo at the country level by Region.

## 2 Local and foreign visitors

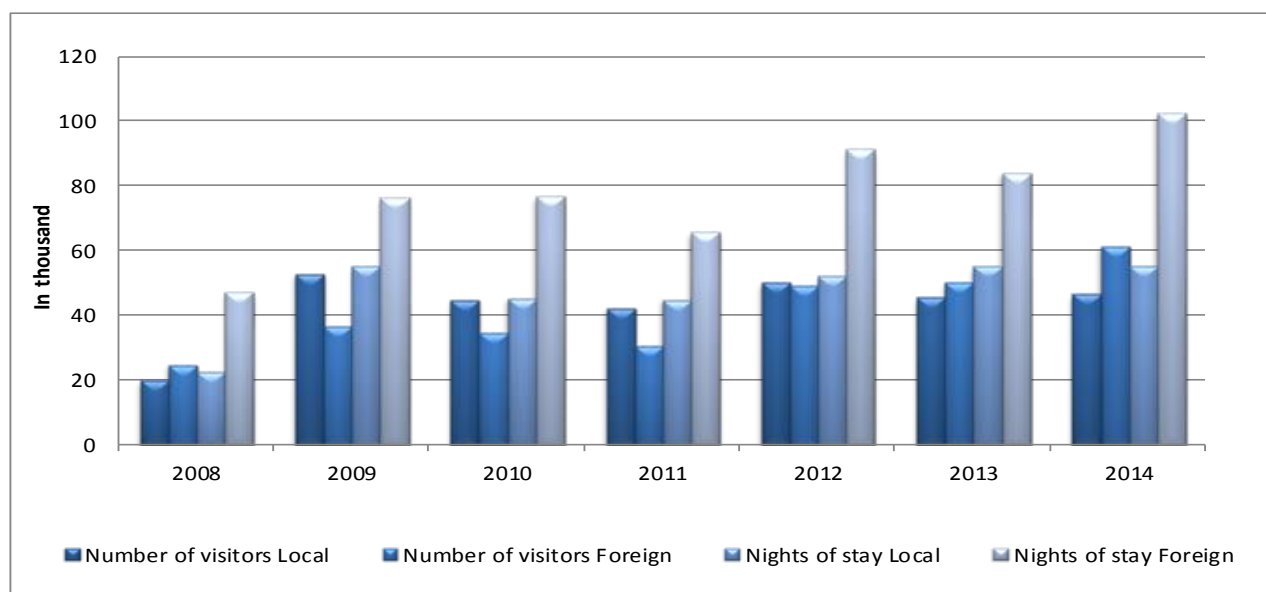
**Table 2. Number of visitors (local and foreign) and their nights of stay for 2008 - 2014**

Period	Number of visitors		Nights of stay	
	Local	Foreign	Local	Foreign
2008	19.678	24.616	22.602	46.910
2009	52.631	36.318	54.876	76.042
2010	44.662	34.382	45.123	76.394
2011	42.044	30.349	44.757	65.584
2012	49.973	48.790	52.008	90.968
2013	45.380	50.074	54.867	83.883
2014	46.477	61.313	55.274	102.066

Table 2 presents the number of local and foreign visitors and nights of stay for local and foreign visitors during 2008-2014.

In 2014 the number of local visitors increased to 2,42% compared with 2013, local visitor nights of stay increased by 0,74%. There is an increase of foreign visitors to 22,44%, while foreign visitor's nights of stay also increased by 21,68% compared to 2013.

**Graph 1. The number of visitors and nights of stay in 2008 - 2014**



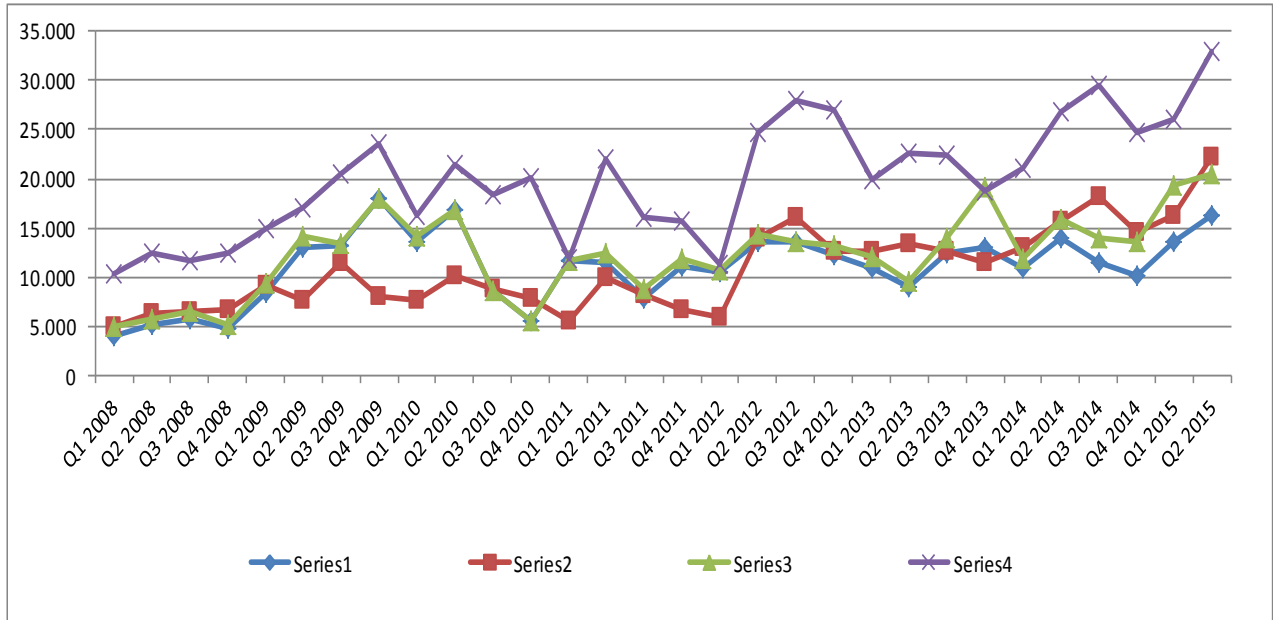


**Table 2a. Number of visitors (local and foreign) and their nights of stay for the periods Q1 2008 – Q2 2015**

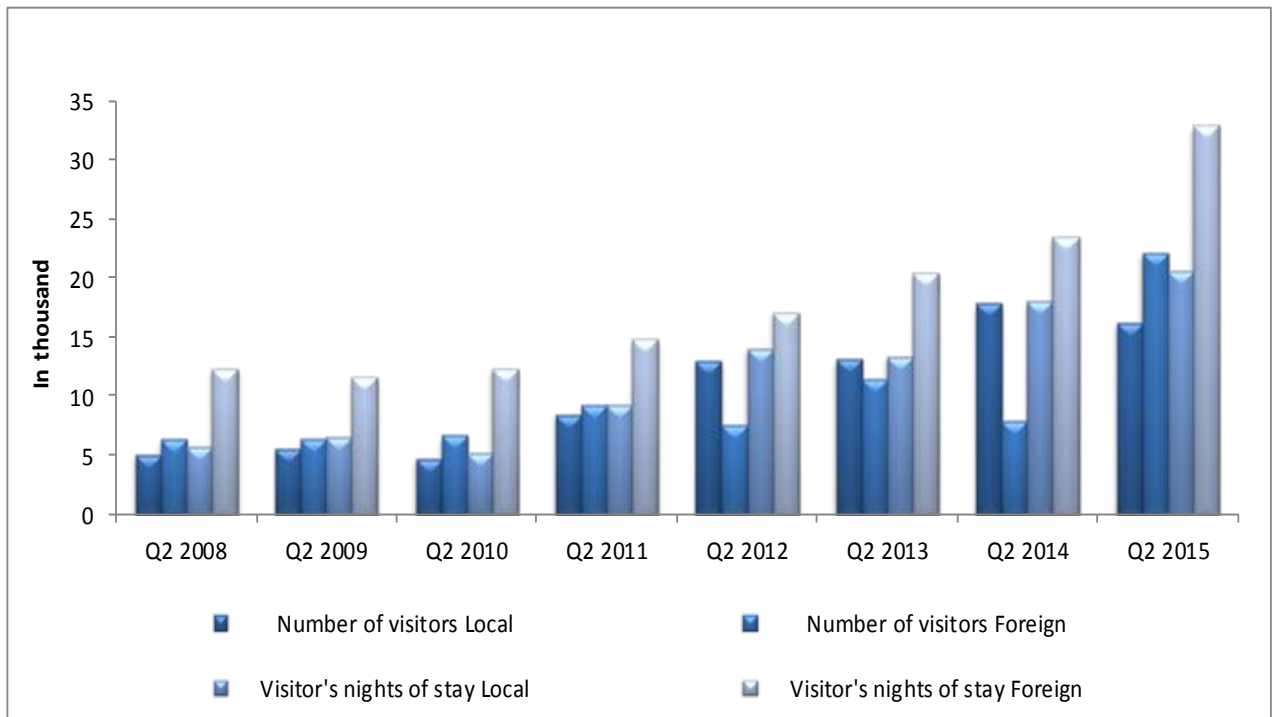
Period	Number of visitors		Visitor's nights of stay	
	Local	Foreign	Local	Foreign
Q1 2008	4.104	4.982	4.994	10.419
Q2 2008	5.142	6.380	5.824	12.428
Q3 2008	5.663	6.519	6.542	11.629
Q4 2008	4.769	6.735	5.242	12.434
Q1 2009	8.483	9.257	9.342	14.868
Q2 2009	13.040	7.599	14.082	17.103
Q3 2009	13.183	11.445	13.426	20.525
Q4 2009	17.925	8.017	18.026	23.546
Q1 2010	13.670	7.592	14.109	16.303
Q2 2010	16.789	10.208	16.789	21.478
Q3 2010	8.648	8.775	8.664	18.433
Q4 2010	5.556	7.807	5.561	20.180
Q1 2011	11.692	5.535	11.751	11.893
Q2 2011	11.405	9.889	12.401	21.944
Q3 2011	7.806	8.249	8.746	16.017
Q4 2011	11.141	6.676	11.859	15.730
Q1 2012	10.607	5.965	10.737	11.259
Q2 2012	13.581	14.025	14.418	24.638
Q3 2012	13.613	16.117	13.657	28.016
Q4 2012	12.172	12.683	13.196	27.055
Q1 2013	10.886	12.603	12.088	19.988
Q2 2013	9.055	13.340	9.552	22.615
Q3 2013	12.421	12.673	14.065	22.426
Q4 2013	13.018	11.458	19.162	18.854
Q1 2014	10.894	12.985	11.884	20.977
Q2 2014	13.902	15.613	15.896	26.799
Q3 2014	11.573	18.159	13.936	29.572
Q4 2014	10.108	14.556	13.558	24.718
Q1 2015	13.636	16.217	19.273	26.136
Q2 2015	16.320	22.240	20.560	32.926

In Q2 2015 the number of visitors was 38 560 visitors, 42,32 % were local visitors, and 57,68 % foreign visitors and the number of overnights in Q2 2015 was 53,486 overnights, 38.44 % of overnight were by locals and 61.56 % by foreigners.

**Graph 2. Movements (trends) of visitors (local and foreign) and nights of stay for the period Q1 2008 – Q2 2015**



**Graph 2a. Number of visitors (local and foreign) and their nights of stay during Q2 2015 compared with the previous year quarters (2008 - 2014)**



### 3 Local and foreign visitors and their nights of stay according to the region

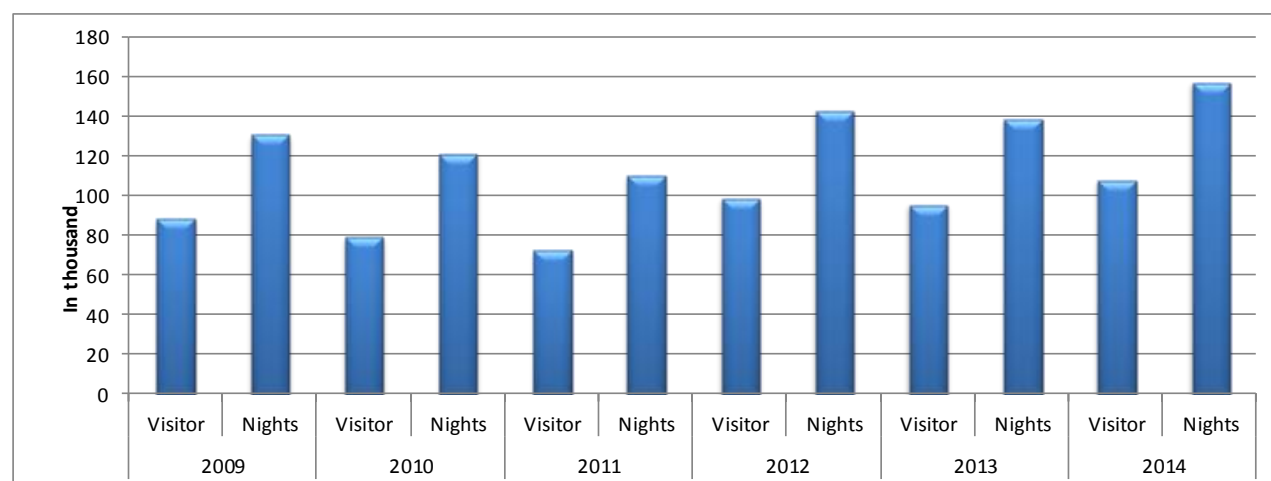
**Table 3. The number of visitors and nights of stay (local and foreign) by region for the period 2008 to 2014**

ID Region	Region	2008		2009		2010		2011		2012		2013		2014	
		Visitor	Nights	Visitor	Nights	Visitor	Nights	Visitor	Nights	Visitor	Nights	Visitor	Nights	Visitor	Nights
1	Gjakovë	2,263	2,529	2,240	2,895	2,031	2,324	1,640	2,030	1,597	2,434	1,517	2,072	2,062	3,736
2	Gjilan	3,152	3,466	3,210	4,181	1,976	2,400	2,251	3,101	1,937	2,731	1,718	2,364	1,552	2,081
3	Mitrovicë	1,873	1,967	2,471	2,718	2,894	3,289	2,646	2,890	2,875	3,088	2,915	3,147	2,631	2,689
4	Pejë	4,924	5,423	8,288	10,680	8,337	9,677	6,633	7,170	7,593	11,184	6,630	9,597	11,534	18,751
5	Prizren	3,632	4,095	4,639	5,792	4,663	9,210	5,434	6,946	6,212	7,962	8,109	10,360	8,615	11,144
6	Prishtinë	27,076	50,198	57,569	92,245	49,172	83,694	46,636	80,620	68,537	102,846	68,687	102,323	77,167	114,489
7	Ferizaj	1,374	1,834	10,532	12,407	9,972	10,923	7,153	7,584	10,012	12,731	5,878	8,887	4,229	4,450
	Total	44,294	69,512	88,949	130,918	79,045	121,517	72,393	110,341	98,763	142,976	95,454	138,750	107,790	157,340

Table 3 presents the total number of visitors and nights of their stay in the regions of Kosovo during 2008-2014.

As shown in table 3, with the largest number of visitors during 2014 leads the Prishtina region with a total of 77,167 visitors, Peja ranks second with 11,534 visitors, Prizren ranks third with 8,615 visitors.

**Graph 3. The number of visitors and nights of stay (local and foreign) 2008-2014**

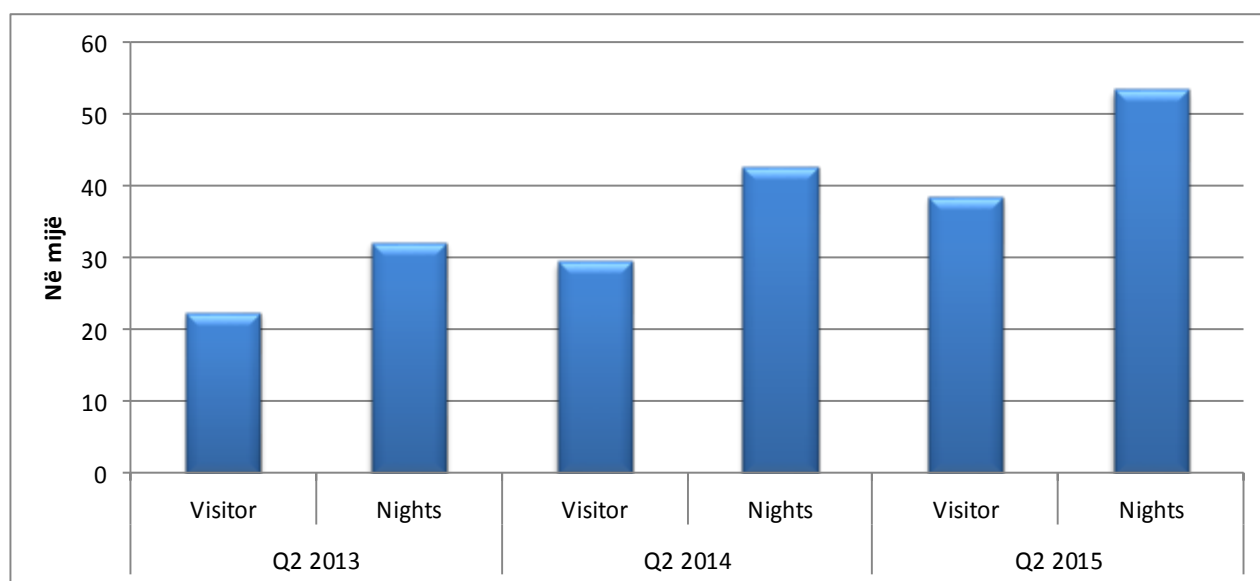


**Table 3a. The number of visitors and nights of stay (local and foreign) by region for Q2 2013, Q2 2014 and Q2 2015**

Identifica tion No.	Region	Q2 2013		Q2 2014		Q2 2015	
		Visitor	Nights	Visitor	Nights	Visitor	Nights
1	Gjakovë	352	451	420	676	562	1.273
2	Gjilan	405	596	371	526	406	617
3	Mitrovicë	706	746	689	689	494	494
4	Pejë	1.446	1.454	3.265	5.449	4.998	6.391
5	Prizren	1.908	2.531	2.094	3.062	4.291	6.149
6	Prishtinë	15.954	24.653	21.600	31.207	25.650	36.215
7	Ferizaj	1.624	1.736	1.076	1.086	2.159	2.347
<b>Total</b>		<b>22.395</b>	<b>32.167</b>	<b>29.515</b>	<b>42.695</b>	<b>38.560</b>	<b>53.486</b>

Table 3a shows that in Q2 2015, the highest number of visitors and their nights of stay has the region of Prishtina with 25,650 visitors and 36,215 nights of stay.

**Graph 3a. The number of visitors and nights of stay (local and foreign) Q2 2013, Q2 2014, and Q2 2015**

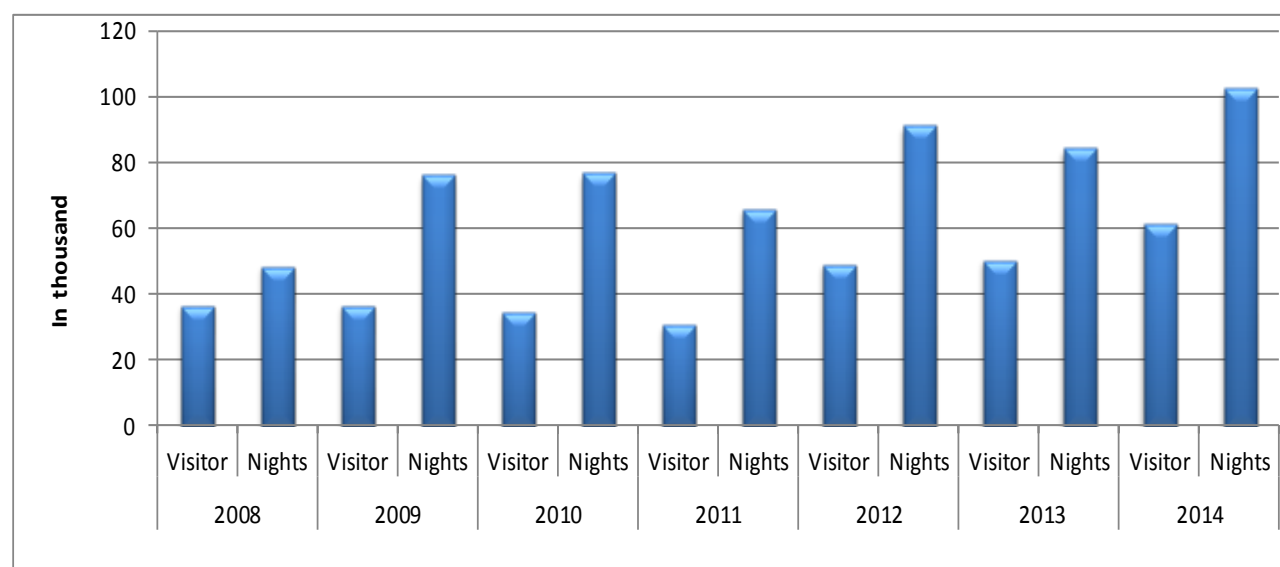


#### 4 Foreign visitors according to region

**Table 4. The number of foreign visitors and their nights of stay in the regions of Kosovo during the period 2008-2014**

Region	2008		2009		2010		2011		2012		2013		2014	
	Visitor	Nights	Visitor	Nights	Visitor	Nights	Visitor	Nights	Visitor	Nights	Visitor	Nights	Visitor	Nights
Gjakovë	646	965	646	1.105	734	1.032	647	980	739	1.512	547	1.062	1.003	2.389
Gjilan	937	1.182	937	1.379	779	1.203	755	1.546	886	1.594	737	1.198	794	1.222
Mitrovicë	546	185	546	768	827	1.222	4.458	813	557	647	616	692	532	532
Pejë	3.763	3.123	3.763	5.714	3.152	4.470	260	2.692	2.588	5.554	1.326	3.733	5.761	9.197
Prizren	2.412	1.631	2.412	3.343	2.334	6.846	20.832	4.066	2.695	4.369	3.799	5.521	3.520	5.694
Prishtinë	26.781	40.836	26.781	60.746	25.428	59.542	1.635	53.763	37.897	71.555	42.083	70.517	49.041	82.194
Ferizaj	1.233	279	1.233	2.987	1.128	2.079	1.762	1.724	3.428	5.737	966	1.160	662	837
<b>Total</b>	<b>36.318</b>	<b>48.201</b>	<b>36.318</b>	<b>76.042</b>	<b>34.382</b>	<b>76.394</b>	<b>30.349</b>	<b>65.584</b>	<b>48.790</b>	<b>90.968</b>	<b>50.074</b>	<b>83.883</b>	<b>61.313</b>	<b>102.066</b>

**Graph 4. The number of foreign visitors and nights of stay in Kosovo during the period 2008-2014**

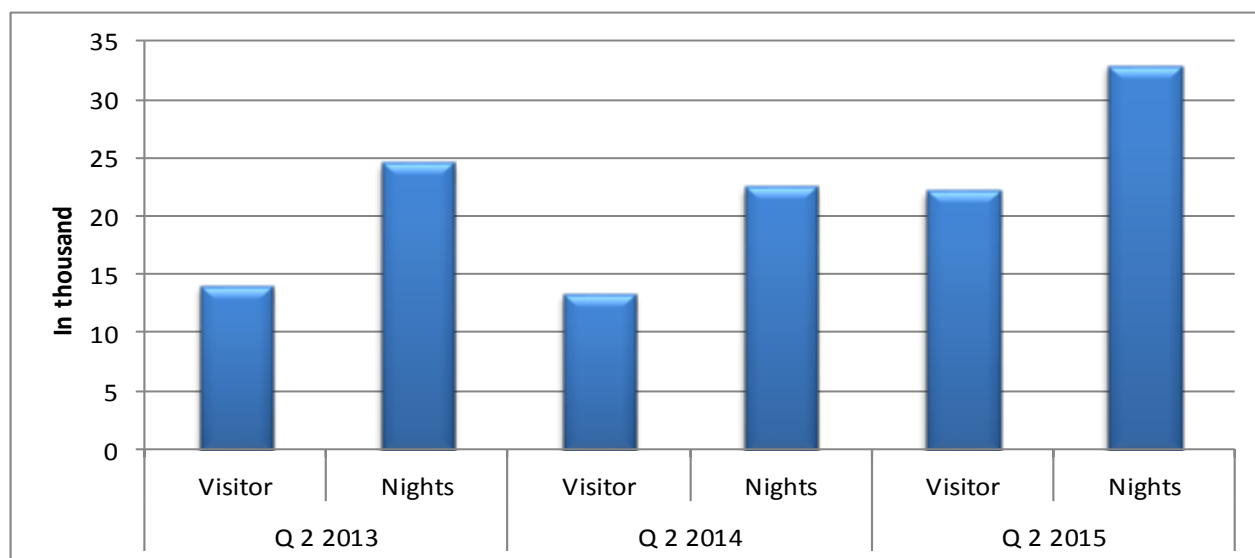


**Table 4a. The number of foreign visitors and their nights of stay in the regions of Kosovo for the period Q2 of the years 2013 – 2015**

ID. Region	Region	Q 2 2013		Q 2 2014		Q 2 2015	
		Visitor	Nights	Visitor	Nights	Visitor	Nights
1	Gjakovë	275	490	143	242	323	956
2	Gjilan	235	463	216	361	168	307
3	Mitrovicë	159	210	74	102	95	95
4	Pejë	940	3.430	202	210	3.520	4.495
5	Prizren	718	1.106	1.088	1.631	2.225	3.608
6	Prishtinë	9.071	14.471	11.191	19.533	15.692	23.060
7	Ferizaj	2.627	4.468	426	536	217	405
		14.025	24.638	13.340	22.615	22.240	32.926

The largest number of foreign visitors is concentrated in Prishtina, Peja and so on.

**Graph 4a. The number of foreign visitors and their nights of stay for the periods Q2 2013, Q2 2014 and Q2 2015**



## 5 Foreign visitors and their nights of stay according to the country of origin

**Table 5. The number of foreign visitors and their nights of stay by country of origin during the period 2008 - 2014**

Order No.	Country	2008		2009		2010		2011		2012		2013		2014	
		Visitor	Nights	Visitor	Nights	Visitor	Nights	Visitor	Nights	Visitor	Nights	Visitor	Nights	Visitor	Nights
1	Austria	127	139	856	1.435	451	680	500	1.320	233	1.107	566	1.226	1.727	3.240
2	Belgium	62	80	100	148	85	108	43	43	108	139	56	65	408	469
3	Bosnia & Herzegovina	167	193	880	1.038	269	393	212	390	136	549	429	775	289	522
4	UK	1.487	3.919	2.202	4.204	1.296	2.571	1.251	2.539	289	4.071	1.916	3.623	2.044	4.018
5	France	288	488	851	1.068	423	601	301	409	151	875	989	1.537	1.085	1.793
6	Germany	734	4.517	3.598	7.211	2.941	8.413	2.750	8.730	716	6.279	4.259	6.497	5.003	8.254
7	Greece	1.578	187	513	554	114	155	37	63	13	287	243	396	238	591
8	Netherlands	84	157	317	632	993	342	278	505	99	850	78	111	179	296
9	Italy	1.089	2.427	1.429	1.945	1.512	2.320	1.938	2.595	175	6.365	3.704	5.280	2.061	3.873
10	Croatia	931	1.060	1.138	2.901	950	1.752	871	1.973	298	3.344	1.771	3.795	1.757	3.667
11	Montenegro	166	191	350	1.434	270	2.195	181	264	51	1.099	372	639	368	582
12	Macedonia	1.195	1.374	1.576	5.958	935	1.284	713	969	305	977	1.034	1.432	1.179	1.990
13	Poland	89	97	44	24	102	143	110	150	13	142	51	62	46	63
14	Serbia	250	233	578	446	558	705	515	708	195	1.074	725	1.418	1.303	2.340
15	US	2.450	5.593	3.279	5.500	1.867	4.925	1.628	3.676	624	7.670	5.302	9.315	5.283	10.037
16	Albania	3.213	3.311	6.313	9.511	4.152	4.540	4.050	4.733	1.436	6.395	7.778	10.515	9.262	12.942
17	Slovenia	1.289	1.823	1.481	3.145	1.166	2.017	1.707	4.120	461	7.085	1.467	4.627	1.881	5.088
18	Spain	131	138	62	106	14	18	28	40	6	84	39	58	24	26
19	Turkey	1.694	2.099	3.098	5.559	2.184	5.796	2.028	3.116	853	8.627	4.949	8.237	3.841	6.608
20	Switzerland	1.452	2.325	1.245	1.808	471	822	1.061	1.962	256	2.157	2.591	5.038	3.336	6.059
21	Other	6.140	16.559	6.408	21.416	13.629	36.614	10.147	27.279	6.265	31.792	11.755	19.237	19.999	29.608
<b>Total</b>		<b>24.616</b>	<b>46.910</b>	<b>36.318</b>	<b>76.043</b>	<b>34.382</b>	<b>76.394</b>	<b>30.349</b>	<b>65.584</b>	<b>48.790</b>	<b>90.968</b>	<b>50.074</b>	<b>83.883</b>	<b>61.313</b>	<b>102.066</b>

**Table 5a. The number of foreign visitors and nights of stay by country of origin, for the period Q2 2013, Q2 2014 and Q2 2015.**

Order No.	Country	Q 2 2013		Q 2 2014		Q 2 2015	
		Visitor	Nights	Visitor	Nights	Visitor	Nights
1	Austria	205	464	397	903	780	972
2	Belgium	14	16	122	123	339	464
3	Bosnia & Herzegovina	69	150	19	39	237	381
4	UK	536	1.295	519	1.312	775	1.208
5	France	224	462	305	474	400	773
6	Germany	1.184	2.082	1.420	2.087	1.621	2.577
7	Greece	148	224	1	1	176	310
8	Netherlands	15	33	108	185	267	409
9	Italy	1.654	2.194	518	970	613	966
10	Croatia	453	1.091	556	1.396	563	924
11	Montenegro	199	248	20	20	417	699
12	Macedonia	360	420	277	578	764	1.118
13	Poland	20	26	10	25	98	283
14	Serbia	258	609	410	836	722	1.000
15	US	1.429	2.604	1.351	2.353	1.817	2.632
16	Albania	1.717	2.414	2.211	3.224	4.704	6.056
17	Slovenia	371	731	469	1.332	754	1.341
18	Spain	7	13	2	2	96	300
19	Turkey	1.542	2.729	1.124	2.062	1.780	2.785
20	Switzerland	480	1.079	1.107	1.860	1.144	1.849
21	Other	2.455	3.731	4.667	7.017	4.173	5.879
	<b>Total</b>	<b>13.340</b>	<b>22.615</b>	<b>15.613</b>	<b>26.799</b>	<b>22.240</b>	<b>32.926</b>

In terms of foreign visitors the highest number comes from of Albania, the United States, Germany and other states.



# Kosovo Agency of Statistics

## *short description*

**Kosovo Agency of Statistics** is a professional institution which deals with collection, processing and publication of official statistical data. As such acts since 1948 and has passed through several historical stages, structured according to state regulation of those times.

On 2 August 1999, the Agency has resumed his professional work (after nine years of interruption of all statistical series detrimental to the interest of Kosovo), as an independent institution under the Ministry of Public Administration. Since 12.12.2011 the Agency operates in the frames of the Prime Minister's Office. Office is funded by the Kosovo Consolidated Budget, but also by donors for specific projects and for technical professional support.

**Kosovo Agency of Statistics** acts according to the Law No. 04/L-036 which entered into force on 12.12.2011. Strategic development plan 2009-2013 is the middle term implementation for the development of statistical system in correlation with the European Union statistics (EUROSTAT).

**Kosovo Agency of Statistics** has this organizational structure: production departments; (Department of Economic statistics and National Accounts, Department of Agriculture and Environment statistics and Department of Social statistics. **Support Departments;** Department of Methodology and Information Technology, Department of Policy Planning, Coordination and Communication, Department of Census and survey and Department of Administration. **Within the Agency we also established Regional Offices;** Gjakove, Gjilan, Mitrovica, Peja, Prizren, Pristina and Ferizaj

In ASK are employed in total 139 workers, of them 104 (74,8 %) at the headquarters of the Agency, while in the Regional Offices, 35 (25,2%), with qualifying structure, 70,5% with university education to 29,5% with secondary education.

We have professional and technical cooperation with all Ministries of the Government of Kosovo, especially with the Ministry of Economy and Finance, Central Bank of Kosovo, with international institutions, EUROSTAT, International Monetary Fund, World Bank, Sweden's SIDA, DFID, UNFPA, UNDP, UNVEF, and with the statistical institutions of the countries in the region.

**Kosovo Agency of Statistics** almost completely covers the territory of Kosovo, based on the statistical structure of the enumeration areas as the basic unit and sole in the country from which it gets first hand information. All surveys conducted in the field use the extension of the samples in these enumeration areas but also a statistical methodology according to international recommendations. During the collection of statistical data and reports from reporting entities are involved professionals, technicians, administrators, servants of the country offices, field enumerators from regional offices, etc.

We have successfully implemented the project of Population Census, Households and Dwellings in 2011, Census that was not carried out since 1981. Results obtained from the Census will have an important role in compiling the development policies.

**The mission of the Agency;** to meet the needs of users with qualitative statistical data, objective, in time and space so that users have reliable base to conduct regular analysis in the interest of planning and project development at the municipal and country level. To support government institutions, scientific institutes, research academies, businesses in order to provide proper information for decision-makers and other users in Kosovo

## **Address: KOSOVO AGENCY OF STATISTICS**

Street. "Zenel Salihu", No. 4, 10000 Pristina

- **Telephone:** +381 (0) 38 200 31 129  
CEO: +381 (0) 38 200 31 112
- **Fax::** +381 (0) 38 235 033
- **E-mail:** [economic@rks-gov.net](mailto:economic@rks-gov.net)
- **Ueb-page:** <http://ask.rks-gov.net>