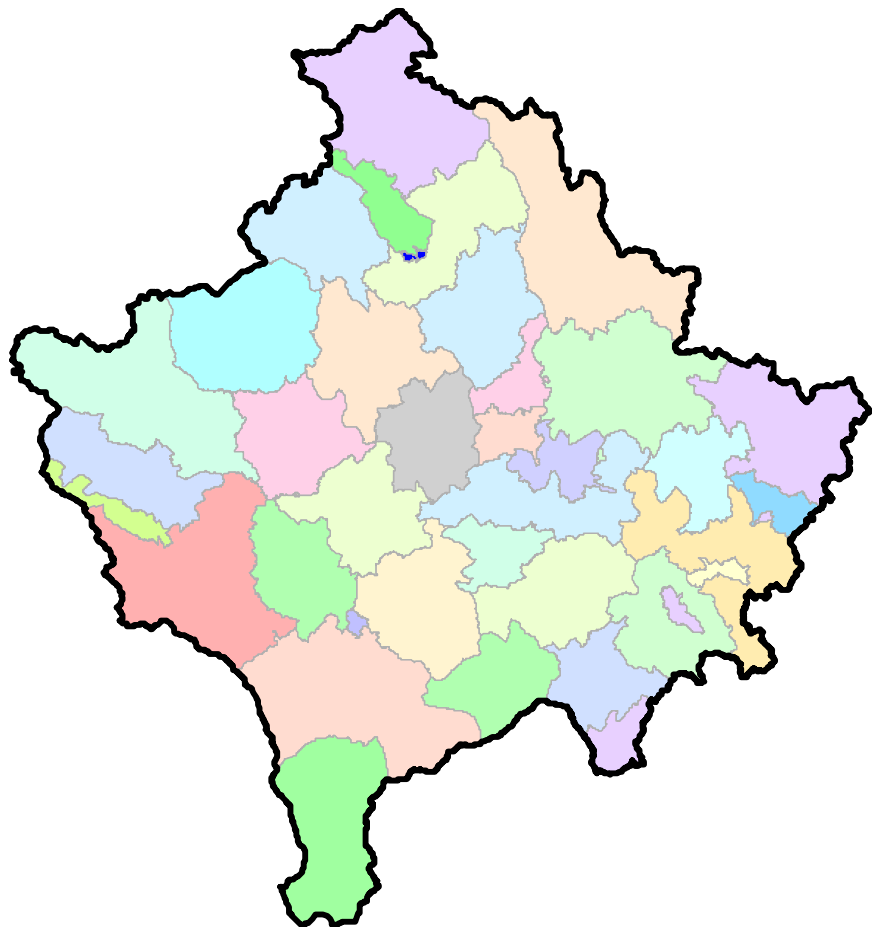




Republika e Kosovës
Republika Kosova-Republic of Kosovo
Qeveria - Vlada - Government
Zyra e Kryeministrit -Ured Premijera -Office of the Prime Minister
Agjencia e Statistikave të Kosovës - Agencija za Statistike Kosova - Kosovo Agency of Statistics

Series 3: Economic Statistics

Hotel Statistics Q1 – 2016



AGJENCIA E STATISTIKAVE TË KOSOVËS
AGENCIJA ZA STATISTIKE KOSOVA
KOSOVO AGENCY OF STATISTICS

Foreword

Kosovo Agency of Statistics (KAS), respectively the Department of Economic Statistics and National Accounts, began the research for hotel operations in Kosovo in 2008. During 2009, KAS started with publications of hotel statistics on a quarterly basis. This statistical publication presents a collection of statistical data from hotel activity in Kosovo. Another data source is the Ministry of Trade and Industry (MTI), Department of Hotel and Tourism.

Based on continued demand from various internal and external users of data and statistical information, as well as Eurostat recommendations and manuals on the indicators for hotel statistics, we have introduced here information of interest.

The purpose of the publication is to set out the development trend of this economic activity in Kosovo. This publication will serve as a useful reference for all users of KAS statistical data, and as a useful and relevant economic information for Kosovo.

KAS is grateful to regional offices, the willingness of all hotels and sincere cooperation of the Ministry of Trade and Industry (MTI), namely the Department of Tourism and Hotel and SIDA intern for her contribution in the preparation of the publication.

Proposals, suggestions and feedback can be sent to email address: economic@ks-gov.net.

Publican was prepared by:

Ilir T.Berisha – Director of Department
Ismail Sahiti – Head of the Economic Statistics Division
Hysni Elshani – Head of the Economic Statistics Sector
Sulltane Gashi- Senior Officer
Nazmije Belegu - Senior Officer
Bekim Bojku – Senior Officer
Violeta Syla – Intern
Ahmet Cakolli – Design Officer

June, 2016

Chief Executive Officer, KAS
Mr. Isa Krasniqi

KAS	-	Kosovo Agency of Statistics
MTI	-	Ministry of Trade and Industry
Q₁	-	First Quarter
Q₂	-	Second Quarter
Q₃	-	Third Quarter
Q₄	-	Fourth Quarter
:	-	The data is not available
-	-	Not applicable
%	-	Percentage

Contents

	Page
Methodology	4
1 Hotel capacities	5
2 Local and foreign visitors	7
3 Local and foreign visitors and their nights of stay according to the region	10
4 Foreign visitors according to the region	12
5 Foreign visitors and their nights of stay according to the country of origin	14

Methodology

Kosovo Agency of Statistics (KAS) has published data on Kosovo hotels for Q1 2016. Statistical information regarding the hotel and tourism activities are taken from statistical research organized throughout the country through regional statistical offices (total 7 of them).

Based on KAS statistical programme, collected data relate to the number of hotels, number of employees, facilities (rooms, beds), number of visitors and nights of stay by month, and foreign visitors by country.

Coverage

Number of hotels surveyed is a total of 103. The largest number of hotels are located in the region of Prishtina, Ferizaj, Peja, and so on.

Definitions

Hotel

Hotel unit is an enterprise, which in business registry is registered in hotel activity. Also the hotel units are an enterprise which within the private enterprises is included in this group. Depending on the services, these units are divided into hotels, motels, etc.

Tourism

Tourism comprises the activities of persons traveling to and staying in places different from their place of ordinary residence for a period not longer than one calendar year and the purpose of this trip is leisure, business or other.

Visitor

Visitor is a person who spends at least one night in a hotel in the place he/she visits. For the purposes of tourism statistics, the term "visitor" represents a "person" who travels to a country other than the country he/she resides, for a period less than 12 months. The person can be local or foreign.

Local visitor is a person with permanent residence in Kosovo, but that stays for at least one night in a different place in Kosovo.

Foreign visitor is considered a person with permanent residence abroad Kosovo, but who stays temporarily in Kosovo for at least one night.

Night of stay

A visitor who spends a night in a hotel facility is known as night of stay in our research.

1 Hotel capacities

Table 1. Hotel capacity surveyed in Kosovo

ID Region	Region	Number of hotels	Number of rooms	Number of beds
1	Gjakovë	10	191	294
2	Gjilan	11	147	176
3	Mitrovicë	4	84	86
4	Pejë	16	338	650
5	Prizren	12	333	755
6	Prishtinë	33	979	1,263
7	Ferizaj	17	242	281
	Total	103	2,314	3,505

In the first quarter of 2016 (Q1 2016) part of the survey were 103 hotels that operate in the territory of Kosovo, the majority of hotels are located in the region of Prishtina, Ferizaj, Peja etc.

Table 1a. Capacity utilization of surveyed hotels in Kosovo in percentage (%)

Perod / Region	Gjakova	Gjilani	Mitrovica	Peja	Prizreni	Prishtina	Ferizaji	Total in%
Q1/2009	2.25	5.58	2.54	3.36	1.83	11.56	5.43	6.77
Q2/2009	2.14	5.67	2.62	6.35	3.13	13.82	10.27	8.73
Q3/2009	3.13	4.75	2.33	9.03	3.55	15.25	7.73	9.50
Q4/2009	2.40	3.77	2.32	5.63	2.60	20.23	15.51	11.63
Q1/2010	1.77	3.39	2.65	4.73	2.10	14.64	9.69	8.51
Q2/2010	2.28	1.96	2.96	5.10	3.74	19.32	9.09	10.71
Q3/2010	2.35	3.36	3.62	6.62	5.03	11.01	7.83	7.58
Q4/2010	1.58	2.64	2.63	5.62	6.80	10.25	7.67	7.20
Q1/2011	0.48	2.79	2.66	1.80	1.99	12.04	6.61	6.62
Q2/2011	2.49	3.21	2.15	5.56	5.04	16.94	5.04	9.61
Q3/2011	2.78	5.50	3.01	4.29	3.79	10.49	6.90	6.93
Q4/2011	1.21	3.16	2.61	4.71	2.51	13.72	5.26	7.72
Q1/2012	1.04	2.10	2.87	3.78	1.88	10.57	5.65	6.15
Q2/2012	2.25	3.68	2.47	12.47	4.12	14.35	23.76	10.93
Q3/2012	2.50	3.73	2.86	5.44	5.00	21.43	5.94	11.66
Q4/2012	2.56	3.40	2.94	3.83	4.28	21.51	4.61	11.26
Q1 2013	2.28	2.54	2.83	3.77	2.54	16.84	4.99	8.98
Q2 2013	1.55	2.82	2.69	3.32	4.86	16.27	5.45	9.00
Q3 2013	1.63	2.34	2.85	11.04	7.92	15.98	4.87	10.21
Q4 2013	1.64	3.48	2.99	3.77	4.57	18.43	12.58	10.64
Q1/2014	2.32	2.24	2.22	2.60	5.00	16.90	5.46	9.19
Q2/2014	2.32	2.49	2.49	12.43	5.88	20.59	3.41	11.95
Q3/2014	4.30	3.34	2.65	12.95	6.12	20.46	2.96	12.17
Q4/2014	3.78	1.73	2.30	14.48	4.29	17.21	2.10	10.48
Q1/2015	3.71	2.74	4.60	24.45	3.13	28.47	5.23	15.20
Q2/2015	4.44	3.85	3.88	12.41	8.90	26.85	8.43	15.70
Q3/2015	5.44	4.51	6.53	24.33	11.67	25.05	4.93	17.07
Q4/2015	4.64	2.41	2.97	9.04	6.92	27.51	6.21	14.43
Q1/2016	2.84	3.59	5.78	11.22	6.54	28.60	2.76	14.58

According to the survey, utilizing capacity at the country level is 14.58%, for more see Table 1a which represents hotel capacity utilization in Kosovo at the national level by the region.

2 Local and foreign visitors

Table 2. Number of visitors (local and foreign) and their nights of stay for 2008 – 2015

Period	Number of visitors		Nights of stay	
	Local	Foreign	Local	Foreign
2008	19,678	24,616	22,602	46,910
2009	52,631	36,318	54,876	76,042
2010	44,662	34,382	45,123	76,394
2011	42,044	30,349	44,757	65,584
2012	49,973	48,790	52,008	90,968
2013	45,380	50,074	54,867	83,883
2014	46,477	61,313	55,274	102,066
2015	60,200	79,238	81,372	120,669

Table 2 presents the number of local and foreign visitors and nights of stay for local and foreign visitors during 2008-2015.

In 2015 the number of local visitors has increased to 29.5% compared with 2014, local visitors nights of stay increased by 47.22%. We have an increase of foreign visitors to 29.24%, while foreign visitor's nights of stay increased by 18.23% compared to 2014.

Graph 1. The number of visitors and nights of stay in 2008 – 2015

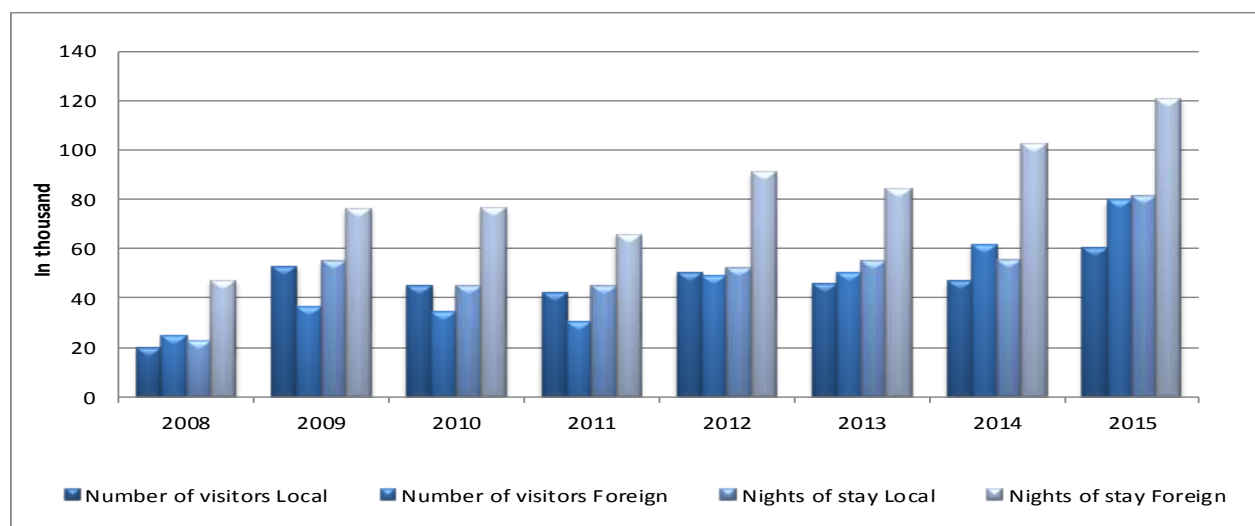
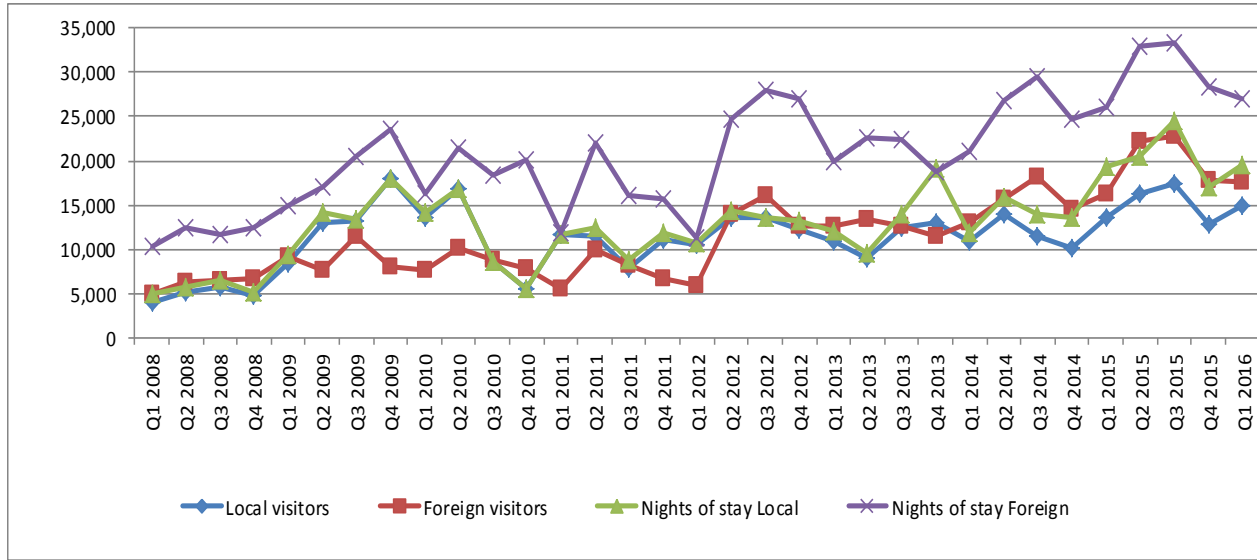


Table 2a. Number of visitors (local and foreign) and their nights of stay for the period Q1 2008 – Q1 2016

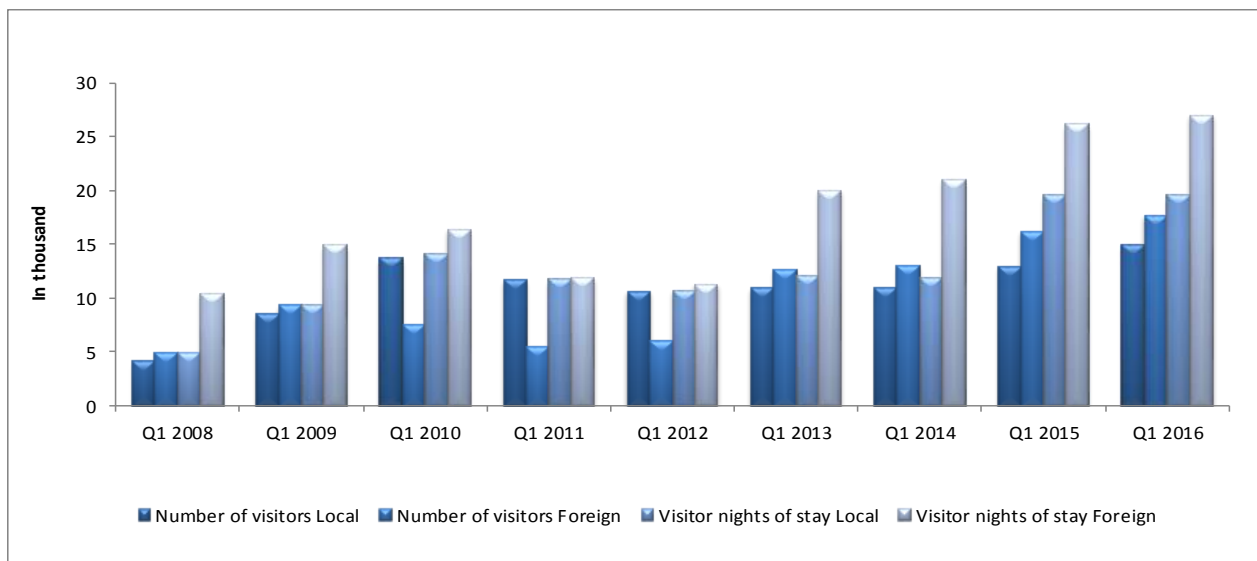
Period	Number of visitors		Visitor nights of stay	
	Local	Foreign	Local	Foreign
Q1 2008	4,104	4,982	4,994	10,419
Q2 2008	5,142	6,380	5,824	12,428
Q3 2008	5,663	6,519	6,542	11,629
Q4 2008	4,769	6,735	5,242	12,434
Q1 2009	8,483	9,257	9,342	14,868
Q2 2009	13,040	7,599	14,082	17,103
Q3 2009	13,183	11,445	13,426	20,525
Q4 2009	17,925	8,017	18,026	23,546
Q1 2010	13,670	7,592	14,109	16,303
Q2 2010	16,789	10,208	16,789	21,478
Q3 2010	8,648	8,775	8,664	18,433
Q4 2010	5,556	7,807	5,561	20,180
Q1 2011	11,692	5,535	11,751	11,893
Q2 2011	11,405	9,889	12,401	21,944
Q3 2011	7,806	8,249	8,746	16,017
Q4 2011	11,141	6,676	11,859	15,730
Q1 2012	10,607	5,965	10,737	11,259
Q2 2012	13,581	14,025	14,418	24,638
Q3 2012	13,613	16,117	13,657	28,016
Q4 2012	12,172	12,683	13,196	27,055
Q1 2013	10,886	12,603	12,088	19,988
Q2 2013	9,055	13,340	9,552	22,615
Q3 2013	12,421	12,673	14,065	22,426
Q4 2013	13,018	11,458	19,162	18,854
Q1 2014	10,894	12,985	11,884	20,977
Q2 2014	13,902	15,613	15,896	26,799
Q3 2014	11,573	18,159	13,936	29,572
Q4 2014	10,108	14,556	13,558	24,718
Q1 2015	13,636	16,217	19,273	26,136
Q2 2015	16,320	22,240	20,560	32,926
Q3 2015	17,463	22,877	24,520	33,317
Q4 2015	12,781	17,904	17,019	28,290
Q1 2016	14,951	17,690	19,523	26,973

In Q1 2016 the number of visitors is 32 641 visitors, 45.80% are local visitors and 54.20% are foreign visitors and the number of overnights in Q1 2016 was 46 496 overnights, 41.99 % of overnight were by locals and 58.01% were by foreigners.

Graph 2. Movements (trends) of visitors (local and foreign) and nights of stay for the period Q1 2008 – Q1 2016



Graph 2a. Number of visitors (local and foreign) and their nights of stay during Q1 2016 compared with the previous year's quarters (2008 - 2016)



3 Local and foreign visitors and their nights of stay according to the region

Table 3. The number of visitors and nights of stay (local and foreign) by region for the period 2008 to 2015

ID. Region	Regjionet	2008		2009		2010		2011		2012		2013		2014		2015	
		Visitors	Nights	Visitors	Nights	Visitors	Nights	Visitors	Nights	Visitors	Nights	Visitors	Nights	Visitors	Nights	Visitors	Nights
1	Gjakovë	2,263	2,529	2,240	2,895	2,031	2,324	1,640	2,030	1,597	2,434	1,517	2,072	2,062	3,736	2,269	5,224
2	Gjilan	3,152	3,466	3,210	4,181	1,976	2,400	2,251	3,101	1,937	2,731	1,718	2,364	1,552	2,081	1,635	2,142
3	Mitrovicë	1,873	1,967	2,471	2,718	2,894	3,289	2,646	2,890	2,875	3,088	2,915	3,147	2,631	2,689	2,247	2,434
4	Pejë	4,924	5,423	8,288	10,680	8,337	9,677	6,633	7,170	7,593	11,184	6,630	9,597	11,534	18,751	21,707	33,857
5	Prizren	3,632	4,095	4,639	5,792	4,663	9,210	5,434	6,946	6,212	7,962	8,109	10,360	8,615	11,144	16,316	21,396
6	Prishtinë	27,076	50,198	57,569	92,245	49,172	83,694	46,636	80,620	68,537	102,846	68,687	102,323	77,167	114,489	89,050	130,269
7	Ferizaj	1,374	1,834	10,532	12,407	9,972	10,923	7,153	7,584	10,012	12,731	5,878	8,887	4,229	4,450	6,214	6,719
	Total	44,294	69,512	88,949	130,918	79,045	121,517	72,393	110,341	98,763	142,976	95,454	138,750	107,790	157,340	139,438	202,041

Table 3 presents the total number of visitors and nights of their stay in the regions of Kosovo during 2008-2015.

As shown in table 3 with the largest number of visitors during 2015 leads the Prishtina region with a total of 89 050 visitors, Peja ranks second with 21 707 visitors, Prizren ranks third with 16 316 visitors.

Graph 3. The number of visitors and nights of stay (local and foreign) 2008-2015

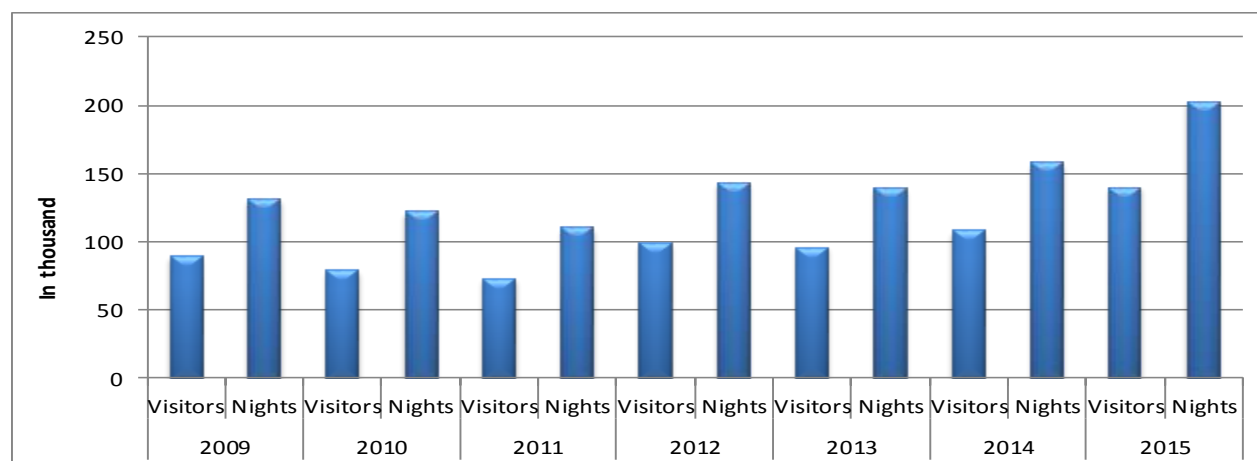
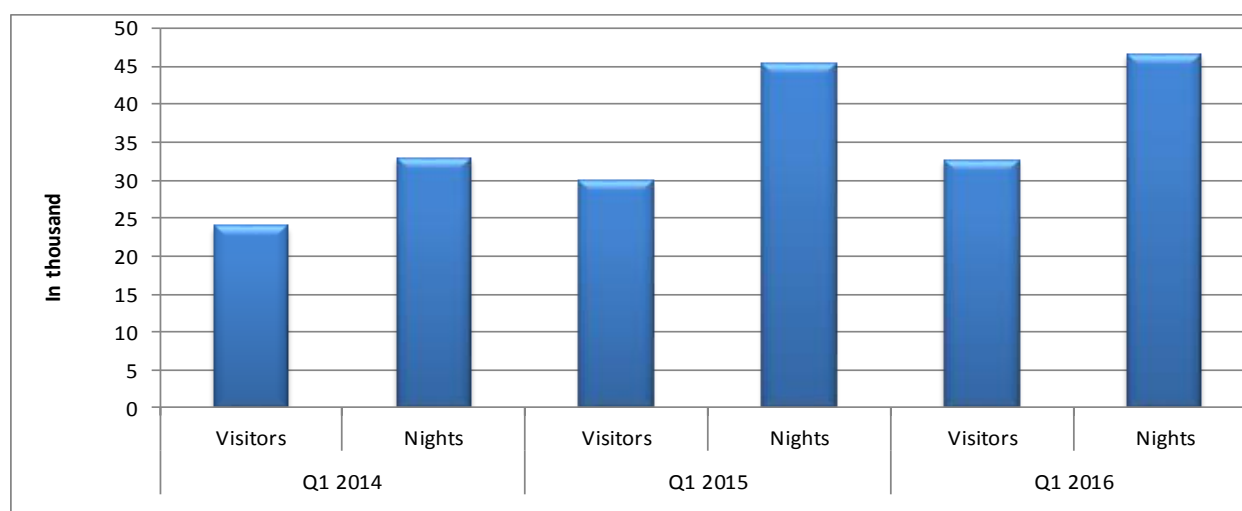


Table 3a. The number of visitors and nights of stay (local and foreign) by region for Q1 2014, Q1 2015 and Q1 2016

ID No.	Region	Q1 2014		Q1 2015		Q1 2016	
		Visitors	Nights	Visitors	Nights	Visitors	Nights
1	Gjakovë	460	677	552	1,200	500	761
2	Gjilan	347	474	351	424	458	575
3	Mitrovicë	615	615	571	675	452	452
4	Pejë	947	1,139	4,818	9,903	6,136	6,638
5	Prizren	2,145	2,605	1,953	2,079	3,739	4,492
6	Prishtinë	17,658	25,613	20,364	29,848	20,730	32,871
7	Ferizaj	1,707	1,738	1,244	1,280	626	707
Total		23,879	32,861	29,853	45,409	32,641	46,496

Table 3a shows that in Q1 2016, the highest number of visitors and their nights of stay or overnights has Prishtina region with 20 730 and 32 871 nights of stay.

Graph 3a. The number of visitors and nights of stay (local and foreign) Q1 2014, Q1 2015 and Q1 2016



4 Foreign visitors according to the region

Table 4. The number of foreign visitors and their nights of stay in the regions of Kosovo during the period 2008 – 2015

ID. Region	Region	2008		2009		2010		2011		2012		2013		2014		2015	
		Visitors	Nights	Visitors	Nights	Visitors	Nights	Visitors	Nights	Visitors	Nights	Visitors	Nights	Visitors	Nights	Visitors	Nights
1	Gjakovë	646	965	646	1,105	734	1,032	647	980	739	1,512	547	1,062	1,003	2,389	1,267	3,836
2	Gjilan	937	1,182	937	1,379	779	1,203	755	1,546	886	1,594	737	1,198	794	1,222	712	1,109
3	Mitrovicë	546	185	546	768	827	1,222	4,458	813	557	647	616	692	532	532	385	414
4	Pejë	3,763	3,123	3,763	5,714	3,152	4,470	260	2,692	2,588	5,554	1,326	3,733	5,761	9,197	12,694	17,224
5	Prizren	2,412	1,631	2,412	3,343	2,334	6,846	20,832	4,066	2,695	4,369	3,799	5,521	3,520	5,694	9,779	13,947
6	Prishtinë	26,781	40,836	26,781	60,746	25,428	59,542	1,635	53,763	37,897	71,555	42,083	70,517	49,041	82,194	53,057	82,561
7	Ferizaj	1,233	279	1,233	2,987	1,128	2,079	1,762	1,724	3,428	5,737	966	1,160	662	837	1,344	1,578
Total		36,318	48,201	36,318	76,042	34,382	76,394	30,349	65,584	48,790	90,968	50,074	83,883	61,313	102,066	79,238	120,669

Graph 4. The number of foreign visitors and their nights of stay in the regions of Kosovo during the period 2008 – 2015

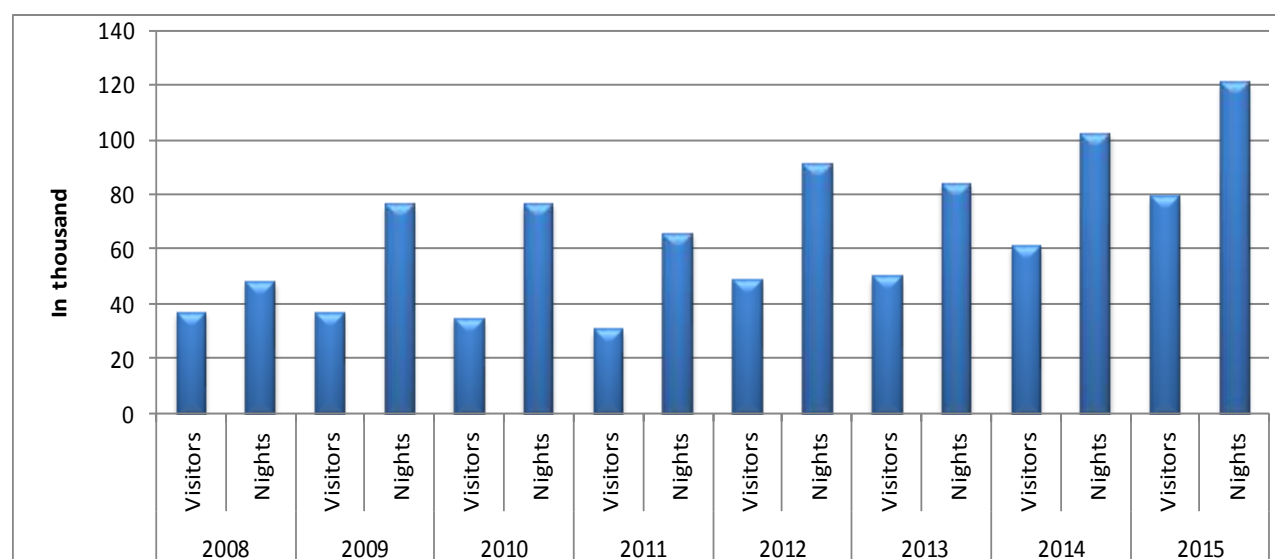
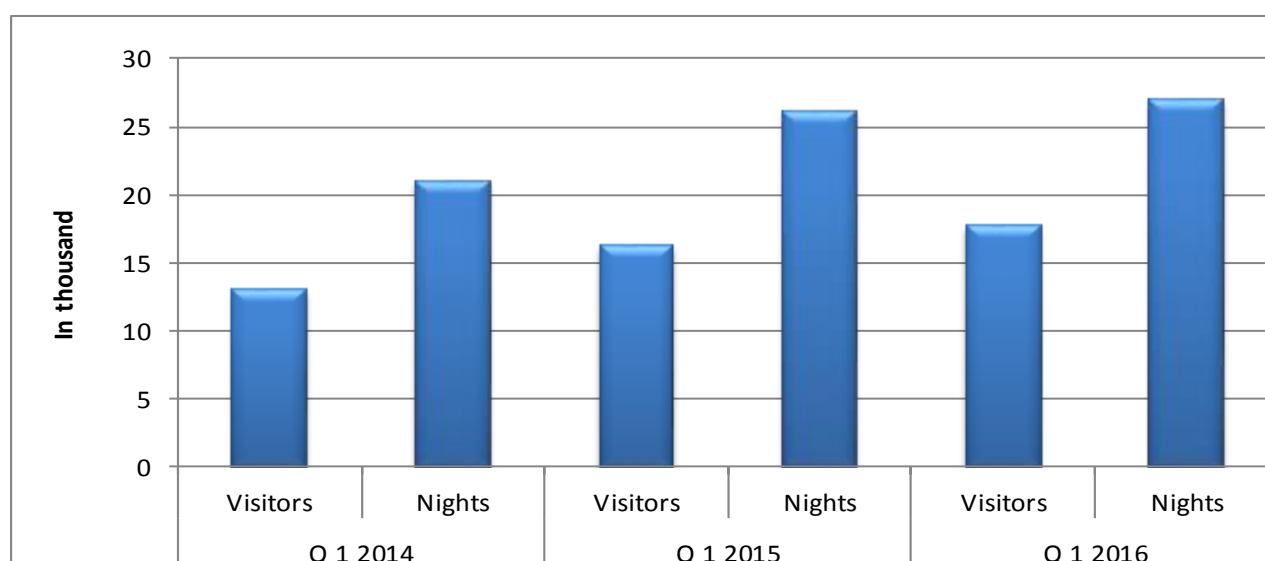


Table 4a. The number of foreign visitors and their nights of stay by region for the periods Q1 years 2014-2016

ID. Region	Region	Q 1 2014		Q 1 2015		Q 1 2016	
		Visitors	Nights	Visitors	Nights	Visitors	Nights
1	Gjakovë	202	383	311	891	218	411
2	Gjilan	146	236	126	191	173	260
3	Mitrovicë	120	120	51	54	115	115
4	Pejë	318	382	2,879	4,342	2,269	2,557
5	Prizren	859	1,284	1,011	1,114	1,878	2,366
6	Prishtinë	11,177	18,378	11,725	19,397	12,715	20,873
7	Ferizaj	163	194	114	147	322	391
Total		12,985	20,977	16,217	26,136	17,690	26,973

The largest number of foreign visitors is concentrated in Prishtina, Peja and so on.

Graph 4a. The number of foreign visitors and their nights of stay, for the period Q1 2014, Q1 2015 and Q1 2016



5 Foreign visitors and their nights of stay according to the country of origin

Table 5. The number of foreign visitors and nights of stay by country of origin during the period 2008 - 2015

Order No.	Country	2008		2009		2010		2011		2012		2013		2014		2015	
		Visitors	Nights	Visitors	Nights	Visitors	Nights	Visitors	Nights	Visitors	Nights	Visitors	Nights	Visitors	Nights	Visitors	Nights
1	Austria	127	139	856	1,435	451	680	500	1,320	233	1,107	566	1,226	1,727	3,240	3,365	4,312
2	Belgium	62	80	100	148	85	108	43	43	108	139	56	65	408	469	1,096	1,654
3	Bosnia & Herzegovina	167	193	880	1,038	269	393	212	390	136	549	429	775	289	522	1,097	1,649
4	Great Britain	1,487	3,919	2,202	4,204	1,296	2,571	1,251	2,539	289	4,071	1,916	3,623	2,044	4,018	2,377	4,183
5	France	288	488	851	1,068	423	601	301	409	151	875	989	1,537	1,085	1,793	1,711	2,850
6	Germany	734	4,517	3,598	7,211	2,941	8,413	2,750	8,730	716	6,279	4,259	6,497	5,003	8,254	6,194	9,888
7	Greece	1,578	187	513	554	114	155	37	63	13	287	243	396	238	591	622	1,116
8	Netherlands	84	157	317	632	993	342	278	505	99	850	78	111	179	296	856	1,406
9	Italy	1,089	2,427	1,429	1,945	1,512	2,320	1,938	2,595	175	6,365	3,704	5,280	2,061	3,873	2,409	3,939
10	Croatia	931	1,060	1,138	2,901	950	1,752	871	1,973	298	3,344	1,771	3,795	1,757	3,667	3,883	5,235
11	Montenegro	166	191	350	1,434	270	2,195	181	264	51	1,099	372	639	368	582	1,631	2,646
12	Macedonia	1,195	1,374	1,576	5,958	935	1,284	713	969	305	977	1,034	1,432	1,179	1,990	3,124	4,860
13	Poland	89	97	44	24	102	143	110	150	13	142	51	62	46	63	230	619
14	Serbia	250	233	578	446	558	705	515	708	195	1,074	725	1,418	1,303	2,340	2,609	4,210
15	US	2,450	5,593	3,279	5,500	1,867	4,925	1,628	3,676	624	7,670	5,302	9,315	5,283	10,037	6,065	9,331
16	Albania	3,213	3,311	6,313	9,511	4,152	4,540	4,050	4,733	1,436	6,395	7,778	10,515	9,262	12,942	17,206	23,872
17	Slovenia	1,289	1,823	1,481	3,145	1,166	2,017	1,707	4,120	461	7,085	1,467	4,627	1,881	5,088	3,111	5,289
18	Spain	131	138	62	106	14	18	28	40	6	84	39	58	24	26	266	581
19	Turkey	1,694	2,099	3,098	5,559	2,184	5,796	2,028	3,116	853	8,627	4,949	8,237	3,841	6,608	5,380	8,373
20	Switzerland	1,452	2,325	1,245	1,808	471	822	1,061	1,962	256	2,157	2,591	5,038	3,336	6,059	5,202	7,837
21	Other	6,140	16,559	6,408	21,416	13,629	36,614	10,147	27,279	6,265	31,792	11,755	19,237	19,999	29,608	10,804	16,819
Total		24,616	46,910	36,318	76,043	34,382	76,394	30,349	65,584	48,790	90,968	50,074	83,883	61,313	102,066	79,238	120,669

Table 5a. The number of foreign visitors and nights of stay by country of origin, for the period Q1 2014, Q1 2015 and Q1 2016.

Order No.	Country	Q 1 2014		Q 1 2015		Q1 2016	
		Visitors	Nights	Visitors	Nights	Visitors	Nights
1	Austria	377	818	518	729	630	869
2	Belgium	3	3	194	278	197	261
3	Bosnia & Herzegovina	43	53	268	419	325	438
4	Great Britain	492	858	483	979	589	1,015
5	France	289	479	561	800	315	533
6	Germany	729	1,280	1,350	2,201	1,180	1,802
7	Greece	40	40	136	225	168	343
8	Netherlands	28	37	196	360	207	355
9	Italy	526	1,008	560	862	428	643
10	Croatia	367	714	509	787	650	1,039
11	Montenegro	39	63	312	597	373	518
12	Macedonia	260	365	628	893	703	984
13	Poland	3	4	35	58	75	85
14	Serbia	352	531	550	850	770	1,007
15	US	1,236	2,316	1,132	1,855	1,037	1,726
16	Albania	2,243	3,039	4,473	7,231	3,811	4,643
17	Slovenia	374	993	758	1,345	893	1,571
18	Spain	4	4	10	18	9	18
19	Turkey	1,311	2,028	1,029	1,629	1,258	1,968
20	Switzerland	599	1,109	1,019	1,511	887	1,341
21	Other	3,670	5,235	1,496	2,509	3,185	5,814
	Total	12,985	20,977	16,217	26,136	17,690	26,973

Regarding foreign visitors the majority are from Albania, Turkey, Germany, etc.

Kosovo Agency of Statistics

short description

Kosovo Agency of Statistics is a professional institution which deals with collection, processing and publication of official statistical data. As such acts since 1948 and has passed through several historical stages, structured according to state regulation of those times.

On 2 August 1999, the Agency has resumed his professional work (after nine years of interruption of all statistical series detrimental to the interest of Kosovo), as an independent institution under the Ministry of Public Administration. Since 12.12.2011 the Agency operates in the frames of the Prime Minister's Office. Office is funded by the Kosovo Consolidated Budget, but also by donors for specific projects and for technical professional support.

Kosovo Agency of Statistics acts according to the Law No. 04/L-036 which entered into force on 12.12.2011. Strategic development plan 2009-2013 is the middle term implementation for the development of statistical system in correlation with the European Union statistics (EUROSTAT).

Kosovo Agency of Statistics has this organizational structure: production departments; (Department of Economic statistics and National Accounts, Department of Agriculture and Environment statistics and Department of Social statistics. **Support Departments;** Department of Methodology and Information Technology, Department of Policy Planning, Coordination and Communication, Department of Census and survey and Department of Administration. **Within the Agency we also established Regional Offices;** Gjakove, Gjilan, Mitrovica, Peja, Prizren, Pristina and Ferizaj

In ASK are employed in total 139 workers, of them 104 (74,8 %) at the headquarters of the Agency, while in the Regional Offices, 35 (25,2%), with qualifying structure, 70,5% with university education to 29,5% with secondary education.

We have professional and technical cooperation with all Ministries of the Government of Kosovo, especially with the Ministry of Economy and Finance, Central Bank of Kosovo, with international institutions, EUROSTAT, International Monetary Fund, World Bank, Sweden's SIDA, DFID, UNFPA, UNDP, UNVEF, and with the statistical institutions of the countries in the region.

Kosovo Agency of Statistics almost completely covers the territory of Kosovo, based on the statistical structure of the enumeration areas as the basic unit and sole in the country from which it gets first hand information. All surveys conducted in the field use the extension of the samples in these enumeration areas but also a statistical methodology according to international recommendations. During the collection of statistical data and reports from reporting entities are involved professionals, technicians, administrators, servants of the country offices, field enumerators from regional offices, etc.

We have successfully implemented the project of Population Census, Households and Dwellings in 2011, Census that was not carried out since 1981. Results obtained from the Census will have an important role in compiling the development policies.

The mission of the Agency; to meet the needs of users with qualitative statistical data, objective, in time and space so that users have reliable base to conduct regular analysis in the interest of planning and project development at the municipal and country level. To support government institutions, scientific institutes, research academies, businesses in order to provide proper information for decision-makers and other users in Kosovo

Address: KOSOVO AGENCY OF STATISTICS

Street. "Zenel Salihu", No. 4, 10000 Pristina

- **Telephone:** +381 (0) 38 200 31 129
CEO: +381 (0) 38 200 31 112
- **Fax::** +381 (0) 38 235 033
- **E-mail:** infoask@rks-gov.net
- **Ueb-page:** <http://ask.rks-gov.net>