


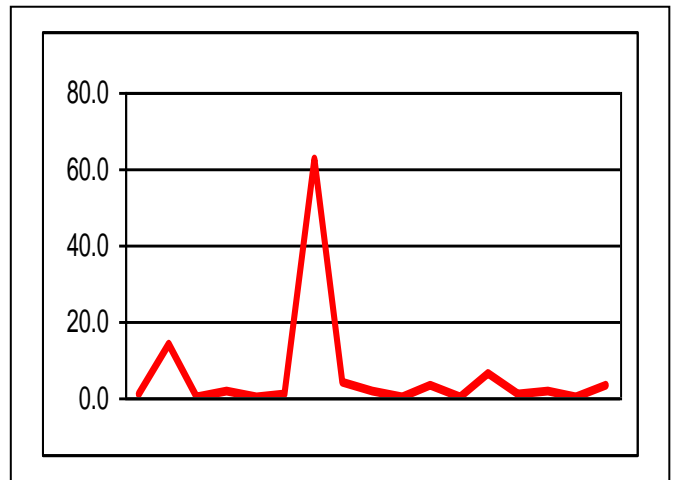


Republika e Kosovës  
Republika Kosova - Republic of Kosovo  
*Qeveria - Vlada - Government*  
Zyra e Kryeministrit - Ured Premijera - Office of the Prime Minister  
*Agjencia e Statistikave të Kosovës - Agencija za Statistiku Kosova - Kosovo Agency of Statistics*

---



## CAUSES OF DEATH IN KOSOVO 2012 AND 2013



Prishtina, September 2015

## **F o r e w o r d**

Kosovo Agency of Statistics (KAS), Department of Social Statistics (DSS), for the fourth time compiled and published the results of causes of death in an analytical way, through tables and standard classifications recommended by the World Health Organization (WHO) and Eurostat.

Publication of causes of death for the year 2012/2013, was done on the basis of processing the part "Medical death certificate" of the statistical questionnaire of death, DEM-2.

This publication was made possible through the joint work of the DSS and the National Institute of Public Health (NIPH).

Information on causes of death offers wide opportunities for medical analyzes in respective fields of interest. Questionnaire for death - DM-2, in the part "Medical death certificate", the question - the cause of death, enables the recording of the disease, trauma or injury that caused the death and the same are processed and tabulated according to ICD-10 .

The standard grouping and table presentation enables the analysis and comparison with other countries. Coding of diseases according to the International Classification of Diseases, third revision (ICD - 10) is considered by WHO as an advanced analytic encoding applied by the developed countries.

Kosovo Agency of Statistics will continue in the future to publish data for the year 2014, 2015 continued as regular research.

To realize this significant statistical research, it is necessary that doctors in hospitals, clinics, medical centers, health facilities, etc. do the right diagnose description in the statistical questionnaire DEM-2 and the question 23 - The cause of death from the "history" of the persons treated in hospitals, the "cardboard" for the persons treated in ambulances or other valid documents that clearly show the diagnose of the dead person.

When using data published in this publication, the Department of Social Statistics of KAS will accept suggestions, proposals and any remarks which will help us to enrich the content of this publication in the future.

Prishtina, September 2015

Chief Executive Official, KAS  
Isa Krasniqi

In preparing the publication contributed::

PhD.sc. Bashkim Bellaqa – Director of the Department of Social Statistics

Mr. Avni Kastrati – Head of the Division of Population Statistics

Sanije Uka – Senior official for population statistics - processing and analysis of data

Arijeta Sojeva - Senior Official for Vital Statistics

Elvira Tahiri – Official for Population Statistics

Vlora Berisha – Official for Vital Statistics

NPHI, dr. Sanije Gashi

NPHI, dr. Rina Hoxha

NPHI, dr. Mirlinda Hatashi

Ahmet Cakolli – Official for design

List of symbols

KAS	Kosovo Agency of Statistics
DSS	Department of Social Statistics
NPHI	National Public Health Institute
WHO	World Health Organization
ICD-10	International Classification of Diseases - 10

## Methodology

### Definitions related to the causes of death:

**The cause of death** is disease, symptoms that caused or stimulated the death, and the circumstances of the accident that caused the trauma (Description in the death certificate).

**Preliminary cause** means the disease or trauma that helps the development of the disease which caused the death and when it is an accident, the circumstances of the accident or violence that caused the deadly trauma.

**Other important conditions** that could have caused the death but are related to main cause of death.

**Death** means sustainable elimination of all signs of life at any moment after alive birth (end of life functions with no possibility of reanimation). This definition excludes the fetal death.

**Perinatal death** is the death of a child born alive which occurs within six days of life after birth (168 hours).

**Neonatal death** is the death of a child born alive which occurs after first seven days of life after birth (over 168 hours, but before 28 days of life after birth).

**Post-neonatal death** is the death of a child born alive which occurs after 27 days of life after birth (but before age 1 of life after birth).

**Maternal death** is the death of a woman that occur during pregnancy or within 42 days after its completion from any cause determined or is burdened by or aid granted to the burden excluding accidental or unexpected deaths.

**Mortality** expresses deaths as a component of population change which happens to every member of the population.

**Coefficient of mortality by cause** of death is accounted for 100 thousand inhabitants since for many causes of death the rate of occurrence is very low.

**Number of deaths from a specific cause group** is expressed as a percentage of deaths occurring in the group in relation to their total number.

**Infant mortality ratio** is the number of deaths of children under age 1 per 1,000 alive births in a given year.

**The maternal mortality ratio** is the number of women who die as a result of pregnancy in a given year per 100 thousand alive births that year.

Kosovo Agency of Statistics in the future will continue to publish the data for 2014, 2015 continued as a regular research.

To realize this significant statistical research, it is necessary that doctors in hospitals, clinics, medical centers, health facilities, etc. do the right diagnose description in the statistical questionnaire DEM-2 and the question 23 - The cause of death from the "history" of the persons treated in hospitals, the "cardboard" for persons treated in ambulances or other valid documents that clearly show the diagnose of the dead person.

***Dear doctors!***

For the continuity and quality of this publication we need your help, which is to determine the exact cause of death, according to the ICD – 10, in order to minimize avoidance of the real cause of death.

## Contents

	Page
<b>CAUSES OF DEATH, 2012</b> .....	9
Tab.1. Cases of deaths in Kosovo by gender, 2012 .....	10
Tab. 2. Cases of deaths in Kosovo, coded and non-coded, 2012 .....	11
Tab. 3. Deaths in Kosovo according to the classification of groups of diseases and participation in 100,000 inhabitants, in 2012 .....	12
Tab.4. Deaths in Kosovo according to the classification of groups of diseases and participation in 100,000 inhabitants, in 2012 .....	13
Tab.5. Deaths in Kosovo according to the classification of groups of diseases and participation in 100,000 inhabitants, in 2012 .....	14
Tab.6. Ranging first 10 groups of causes of deaths in Kosovo in 2012 .....	15
Tab.7. Ranging first 10 groups of causes of deaths in Kosovo in 2012 .....	16
Tab.8. Ranging first 10 groups of causes of deaths in Kosovo in 2012 .....	17
Tab.9. Deaths in Kosovo by age group and group of diseases for 2012 .....	18
Tab.10. Participation of the groups of diseases according to age group and report of the age group of disease, in 2012 .....	19
Tab.11. Deaths in Kosovo by age group and groups the most common diseases in 2012 .....	20
Tab.12. Tabular registration of causes of death by gender for 2012 .....	21
Tab.13. Tabular registration of 65 causes of death in Kosovo for 2012 "European Shortlist" .....	23
Tab. 14. Infant deaths in Kosovo by group of disease in 2012 .....	28
Tab.15. Infant deaths according to the most common group of diseases in Kosovo for 2012 .....	29
Tab.16. Infant deaths by age, 2012 .....	30
Tab.17. Violent deaths, 2012 .....	31
Tab.18. Accidents by scene in 2012 .....	32
Tab. 19. Fatalities in 2012 .....	33
Tab. 20 Ranking of 10 groups of causes of deaths by residence (municipality) in Kosovo in 2012 .....	34
 <b>CAUSES OF DEATH, 2013</b> .....	 43
Tab.1. Cases of deaths in Kosovo by gender, 2013 .....	44
Tab.2. Cases of deaths in Kosovo, encrypted and non encrypted, 2013 .....	45
Tab.3. Deaths in Kosovo according to the classification of groups of diseases and participation in 100,000 inhabitants, 2013 .....	46
Tab.4. Deaths in Kosovo according to the classification of groups of diseases and participation in 100,000 inhabitants, 2013 .....	47
Tab. 5. Deaths in Kosovo according to the classification of groups of diseases and participation in 100,000 inhabitants, 2013 .....	48
Tab. 6. Ranking of the 0 groups of causes of deaths in Kosovo in 2013 .....	49
Tab.7. Ranking of the 0 groups of causes of deaths in Kosovo in 2013 .....	50
Tab.8. Ranking of the 0 groups of causes of deaths in Kosovo in 2013 .....	51
Tab. 9. Deaths in Kosovo by age group and group of disease for 2013 .....	52
Tab.10. Groups of diseases by age group and report of the age group of diseases 2013 .....	53

Tab.11. Deaths in Kosovo by age group and groups the most common diseases in 2013.....	54
Tab.12. Tabular registration of causes of death by gender for 2013.....	55
Tab.13. Tabular registration of 65 causes of deaths in Kosovo 2013 "European Shortlist" .....	57
Table 13 is done according to Eurostat standards - requirements. ....	62
Tab. 14. Infant deaths in Kosovo by group of disease in 2013.....	63
Tab.15. Infant deaths according to the most common group of diseases in Kosovo for 2013 .....	64
Tab.16. Infant deaths by age, 2013.....	65
Tab.17. Violent deaths, 2013 .....	66
Tab. 18. Fatalities according to the place of occurrence, 2013 .....	67
Tab.19. Fatalities, 2013.....	68
Tab. 20. Ranking first 10 groups of causes of deaths by residence (municipality) in Kosovo in 2013 .....	69
Tab.21. Deaths in Kosovo in accordance with the classification of group disease and year .....	77

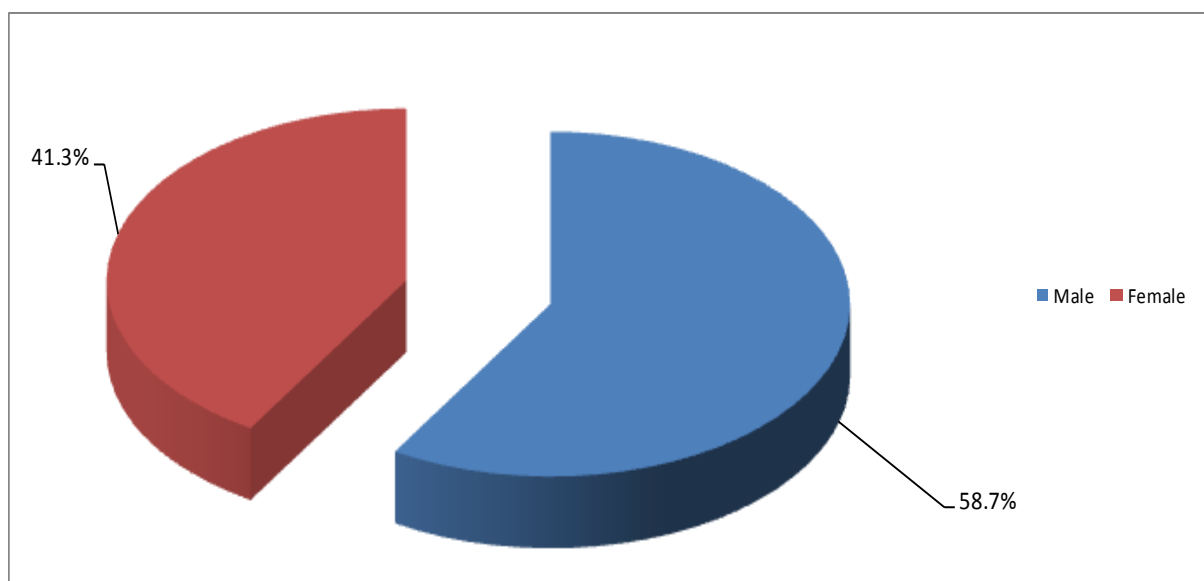


## **CAUSES OF DEATH, 2012**

**Tab.1. Cases of deaths in Kosovo by gender, 2012**

Gender	The death toll	%
Male	4611	58,7
Female	3247	41,3
Total	7858	100,0

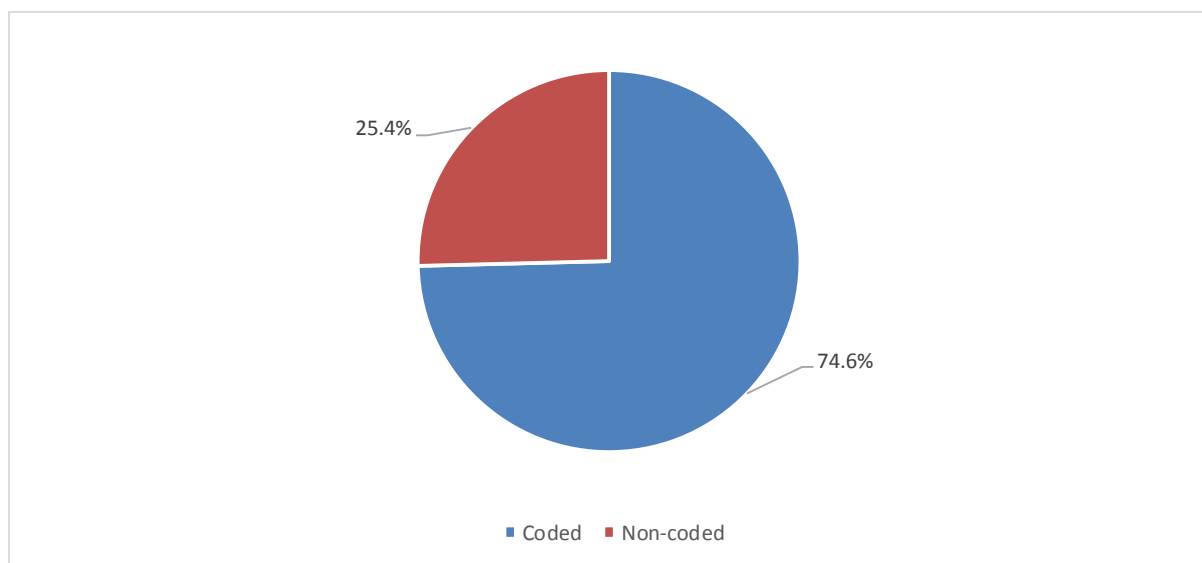
**Graph 1. Deaths in Kosovo by gender, 2012**



In 2012, Kosovo has reported a total of 7858 deaths. Of these, 4,611 or 58.7% male, and 41.3% or 3247 female .

**Tab. 2. Cases of deaths in Kosovo, coded and non-coded, 2012**

Coding	The death toll	%
Coded	5864	74,6
Non-coded	1994	25,4
Total	7858	100,0

**Graph 2. Deaths in Kosovo, coded and non-coded, 2012**

From the total number of deaths reported for 2012, encrypted are 5864 cases of deaths or 74.6% while non-codified are 1,994 or 25.4%. Participation of non-codified cases of 25.4% is due to lack of diagnosis by medical personnel competent to confirm death and causes of death.

**Tab. 3. Deaths in Kosovo according to the classification of groups of diseases and participation in 100,000 inhabitants, in 2012****T o t a l**

<b>Groups of diseases ICD - 10</b>	<b>Number of Cases</b>	<b>%</b>	<b>Ranking</b>	<b>In 100.000</b>
Infectious and parasitic diseases A00-B99	33	0,6	12	1,8
C00-D48 Neoplasms tumor	805	13,7	2	44,3
Diseases of the blood and blood-forming organs and immune disorders D50-D89	3	0,1	15	0,2
Diseases Endocrine, nutritional and metabolic E00-E90	55	0,9	7	3,0
Mental and behavioral disorders F00-F99	4	0,1	14	0,2
Diseases of the nervous system G00-G99	43	0,7	10	2,4
Diseases of the circulatory system I00-I99	3393	57,9	1	186,9
Diseases of the respiratory system J00-J99	238	4,1	4	13,1
Diseases of the digestive system K00-K93	36	0,6	11	2,0
Diseases of the skin and subcutaneous tissue L00-L99	1	0,0	16	0,1
Diseases of the skeletal-muscular system and connective tissue (M00-M99)	1	0,0	16	0,1
Diseases of the genitourinary system N00-N99	51	0,9	9	2,8
Certain conditions originating in the perinatal period P00-P96	237	4,0	5	13,1
Congenital malformations, deformations and chromosomal abnormalities Q00-Q99	52	0,9	8	2,9
Symptoms, signs and abnormal clinical and laboratory findings, not elsewhere classified R00-R99	761	13,0	3	41,9
Injuries, poisonings and other consequences of external agents S00-T98	7	0,1	13	0,4
External causes of morbidity and mortality V01-Y98	144	2,5	6	7,9
<b>Total with diagnosis - coded</b>	<b>5864</b>	<b>100,0</b>		
<b>Without diagnosis - non-coded</b>	<b>1994</b>	<b>25,4</b>		<b>109,8</b>
<b>Total</b>	<b>7858</b>	<b>100,00</b>		<b>432,8</b>

Table 3 shows that by codification of causes of death, the first place by ranking has Diseases of the circulatory system of blood, with 57.9% (share in total deaths with diagnosis), second place takes a group of diseases Tumors 13.7 %, the third place takes a group of diseases Symptoms, signs and abnormal clinical and laboratory findings not elsewhere classified with 13.0%, and so on, according to the table below.

The fourth pillar "deaths per 100,000 inhabitants" calculates the share of each group of diseases in total population.

**Tab.4. Deaths in Kosovo according to the classification of groups of diseases and participation in 100,000 inhabitants, in 2012**

<b>Male</b>				
<b>Groups of diseases ICD - 10</b>	<b>Number of Cases</b>	<b>%</b>	<b>Ranking</b>	<b>In 100.000</b>
Infectious and parasitic diseases A00-B99	20	0.6	11	2.2
C00-D48 Neoplasms tumor	518	15.4	2	56.7
Diseases of the blood and blood-forming organs and immune disorders D50-D89	2	0.1	14	0.2
Diseases Endocrine, nutritional and metabolic E00-E90	28	0.8	7	3.1
Mental and behavioral disorders F00-F99	3	0.1	13	0.3
Diseases of the nervous system G00-G99	23	0.7	10	2.5
Diseases of the circulatory system I00-I99	1888	56.0	1	206.7
Diseases of the respiratory system J00-J99	141	4.2	4	15.4
Diseases of the digestive system K00-K93	24	0.7	9	2.6
Diseases of the skin and subcutaneous tissue L00-L99	1	0.0	15	0.1
Diseases of the skeletal-muscular system and connective tissue (M00-M99)	0	0.0		0.0
Diseases of the genitourinary system N00-N99	27	0.8	8	3.0
Certain conditions originating in the perinatal period P00-P96	133	3.9	5	14.6
Congenital malformations, deformations and chromosomal abnormalities Q00-Q99	28	0.8	7	3.1
Symptoms, signs and abnormal clinical and laboratory findings, not elsewhere classified R00-R99	413	12.2	3	45.2
Injuries, poisonings and other consequences of external agents S00-T98	7	0.2	12	0.8
External causes of morbidity and mortality V01-Y98	118	3.5	6	12.9
<b>Total with diagnosis - coded</b>	<b>3374</b>	<b>100.0</b>		
<b>Without diagnosis - non-coded</b>	<b>1237</b>	<b>26.8</b>		<b>135.5</b>
<b>Total</b>	<b>4611</b>	<b>100.0</b>		<b>504.9</b>

Table 4 shows the codification of causes of death among men, the first place by ranking has Diseases of the circulatory system of blood, with 56.0% (participation in total male deaths with diagnosis), the second place has Tumors disease with 15.4%, the third place has a group of disease Symptoms, signs and abnormal clinical and laboratory findings not elsewhere classified with 12.2%, and so on according to the table below.

The fourth pillar "deaths per 100,000 inhabitants" calculated the share of each group of diseases in total population - Males.

**Tab.5. Deaths in Kosovo according to the classification of groups of diseases and participation in 100,000 inhabitants, in 2012****F e m a l e**

<b>Groups of diseases ICD - 10</b>	<b>Number of Cases</b>	<b>%</b>	<b>The ranking</b>	<b>In 100.000</b>
Infectious and parasitic diseases A00-B99	13	13,0	10	1,4
C00-D48 Neoplasms tumor	287	287,0	3	31,8
Diseases of the blood and blood-forming organs and immune disorders D50-D89	1	1,0	12	0,1
Diseases Endocrine, nutritional and metabolic E00-E90	27	1,1	6	3,0
Mental and behavioral disorders F00-F99	1	1,0	12	0,1
Diseases of the nervous system G00-G99	20	20,0	9	2,2
Diseases of the circulatory system I00-I99	1505	1505,0	1	166,8
Diseases of the respiratory system J00-J99	97	97,0	5	10,7
Diseases of the digestive system K00-K93	12	12,0	11	1,3
Diseases of the skin and subcutaneous tissue L00-L99	0	0,0		0,0
Diseases of the skeletal-muscular system and connective tissue (M00-M99)	1	1,0	12	0,1
Diseases of the genitourinary system N00-N99	24	24,0	8	2,7
Certain conditions originating in the perinatal period P00-P96	104	104,0	4	11,5
Congenital malformations, deformations and chromosomal abnormalities Q00-Q99	24	24,0	8	2,7
Symptoms, signs and abnormal clinical and laboratory findings, not elsewhere classified R00-R99	348	348,0	2	38,6
Injuries, poisonings and other consequences of external agents S00-T98	0	0,0		0,0
External causes of morbidity and mortality V01-Y98	26	26,0	7	2,9
<b>Total with diagnosis - coded</b>	<b>2490</b>	<b>2490,0</b>		<b>275,9</b>
<b>Without diagnosis - non-coding</b>	<b>757</b>	<b>23,3</b>		<b>83,9</b>
<b>Total</b>	<b>3247</b>	<b>100,0</b>		<b>359,8</b>

Table 5 shows the codification of causes of death among females the first place by ranking has Diseases of the circulatory system of blood, with 60.4% (share in total female deaths with diagnosis), the second place has group of disease Symptoms, signs and abnormal clinical and laboratory findings not elsewhere classified 14.0%, third place takes is a group of diseases Tumors by 11.5%, and so on according to the table below.

The fourth pillar "deaths per 100,000 inhabitants" has calculated the share of each group of diseases in total population - Females.

Tab.6. Ranging first 10 groups of causes of deaths in Kosovo in 2012

## Total

Ranking	ICD - 10	Diagnosis	Number	%
1	I00-I99	Diseases of the circulatory system	3393	234077,1
2	C00-D48	Tumor	805	55535,5
3	R00-R99	Symptoms, signs and abnormal clinical and laboratory findings, not elsewhere	761	52500,0
4	J00-J99	Diseases of the respiratory system	238	16419,2
5	P00-P96	Certain conditions originating in the perinatal period	237	16350,2
6	V01-Y98	External causes of morbidity and mortality	144	9934,3
7	E00-E90	Diseases Endocrine, nutritional and metabolic	55	3794,4
8	Q00-Q99	Congenital malformations, deformations and chromosomal abnormalities	52	0,9
9	N00-N99	Diseases of the genitourinary system	51	3518,4
10	G00-G99	Diseases of the nervous system	43	2966,5
		Other diseases	85	5864,0
		<b>In total</b>	<b>5864</b>	<b>404547,0</b>
		<b>Without diagnosis - non-coded</b>	<b>1994</b>	<b>25,4</b>
		<b>Total deaths</b>	<b>7858</b>	

Tab.7. Ranging first 10 groups of causes of deaths in Kosovo in 2012

## Male

Ranking	ICD - 10	Diagnosis	Number	%
1	I00-I99	Diseases of the circulatory system	1888	113752.0
2	C00-D48	Tumors	518	31209.5
3	R00-R99	Symptoms, signs and abnormal clinical and laboratory findings, not elsewhere	413	24883.3
4	J00-J99	Diseases of the respiratory system	141	8495.3
5	P00-P96	Certain conditions originating in the perinatal period	133	8013.3
6	V01-Y98	External causes of morbidity and mortality	118	7109.5
7	E00-E90	Endocrine, nutritional and metabolic	28	1687.0
8	Q00-Q99	Congenital malformations, deformations and chromosomal abnormalities	28	0.8
9	N00-N99	Diseases of the genitourinary system	27	1626.8
10	K00-K93	Diseases of the digestive system	24	1446.0
		Other diseases	56	3374.0
		<b>A total of 10 reasons</b>	<b>3374</b>	<b>203283.5</b>
		<b>Without diagnosis - noncoded</b>	<b>1237</b>	<b>26.8</b>
		<b>Total deaths</b>	<b>4611</b>	



Tab.8. Ranging first 10 groups of causes of deaths in Kosovo in 2012

F e m a l e				
Ranking	ICD - 10	Diagnosis	Number	%
1	I00-I99	Diseases of the circulatory system	1505	1505.0
2	R00-R99	Symptoms, signs and abnormal clinical and laboratory findings, not elsewhere	348	348.0
3	C00-D48	Tumor	287	287.0
4	P00-P96	Certain conditions originating in the perinatal period	104	4.2
5	J00-J99	Diseases of the respiratory system	97	97.0
6	E00-E90	Endocrine, nutritional and metabolic	27	27.0
7	V01-Y98	External causes of morbidity and mortality	26	26.0
8	N00-N99	Diseases of the genitourinary system	24	24.0
9	Q00-Q99	Congenital malformations, deformations and chromosomal abnormalities	24	24.0
10	G00-G99	Diseases of the nervous system G00-G99	20	20.0
Other diseases			28	28.0
<b>A total of 10 reasons</b>			<b>2490</b>	<b>2490.0</b>
<b>Without diagnosis - noncoding</b>			<b>757</b>	<b>23.3</b>
<b>Total deaths</b>			<b>3247</b>	

**Tab.9. Deaths in Kosovo by age group and group of diseases for 2012**

Groups of diseases ICD - 10	Age group																	
	0-14			15-29			30-34			35-59			60+			Total		
	M	F	%	M	F	%	M	F	%	M	F	%	M	F	%	M	F	Total
Infectious and parasitic diseases A00-B99	2	1	0.1	1	2	0.1	0	0	0.0	6	6	0.2	11	4	0.3	20	13	33
C00-D48 Neoplasms tumor	10	1	0.2	5	6	0.2	2	3	0.1	172	109	4.8	329	168	8.5	518	287	805
Diseases of the blood and blood-forming organs and immune disorders D50-D89	0	0	0.0	0	0	0.0	0	0	0.0	1	0	0.0	1	1	0.0	2	1	3
Diseases Endocrine, nutritional and metabolic E00-E90	0	0	0.0	0	0	0.0	0	0	0.0	2	2	0.1	26	25	0.9	28	27	55
Mental and behavioral disorders F00-F99	0	0	0.0	0	0	0.0	0	0	0.0	3	1	0.1	0	0	0.0	3	1	4
Diseases of the nervous system G00-G99	3	2	0.1	1	3	0.1	0	0	0.0	5	6	0.2	14	9	0.4	23	20	43
Diseases of the circulatory system I00-I99	18	12	0.5	22	11	0.6	15	7	0.4	334	180	8.8	1499	1295	47.6	1888	1505	3393
Diseases of the respiratory system J00-J99	10	1	0.2	2	4	0.1	0	0	0.0	23	18	0.7	106	74	3.1	141	97	238
Diseases of the digestive system K00-K93	0	0	0.0	1	0	0.0	0	0	0.0	11	6	0.3	12	6	0.3	24	12	36
Diseases of the skin and subcutaneous tissue L00-L99	0	0	0.0	0	0	0.0	0	0	0.0	0	0	0.0	1	0	0.0	1	0	1
Diseases of the skeletal-muscular system and connective tissue M00-M99	0	0	0.0	0	0	0.0	0	0	0.0	0	0	0.0	0	1	0.0	0	1	1
Diseases of the genitourinary system N00-N99	0	0	0.0	1	0	0.0	0	0	0.0	3	5	0.1	23	19	0.7	27	24	51
Certain conditions originating in the perinatal period P00-P96	133	104	4.0	0	0	0.0	0	0	0.0	0	0	0.0	0	0	0.0	133	104	237
Congenital malformations, deformations and chromosomal abnormalities Q00-Q99	28	23	0.9	0	1	0.0	0	0	0.0	0	0	0.0	0	0	0.0	28	24	52
Symptoms, signs and abnormal clinical and laboratory findings, not elsewhere classified R00-R99	11	12	0.4	6	7	0.2	6	4	0.2	77	51	2.2	313	274	10.0	413	348	761
Injuries, poisonings and other consequences of external agents S00-T98	0	0	0.0	0	0	0.0	0	0	0.0	3	0	0.1	4	0	0.1	7	0	7
External causes of morbidity and mortality V01-Y98	3	5	0.1	30	5	0.6	14	0	0.2	39	11	0.9	32	5	0.6	118	26	144
<b>Total with diagnosis - coded</b>	<b>218</b>	<b>161</b>	<b>6.5</b>	<b>69</b>	<b>39</b>	<b>1.8</b>	<b>37</b>	<b>14</b>	<b>0.9</b>	<b>679</b>	<b>395</b>	<b>18.3</b>	<b>2371</b>	<b>1881</b>	<b>72.5</b>	<b>3374</b>	<b>2490</b>	<b>5864</b>

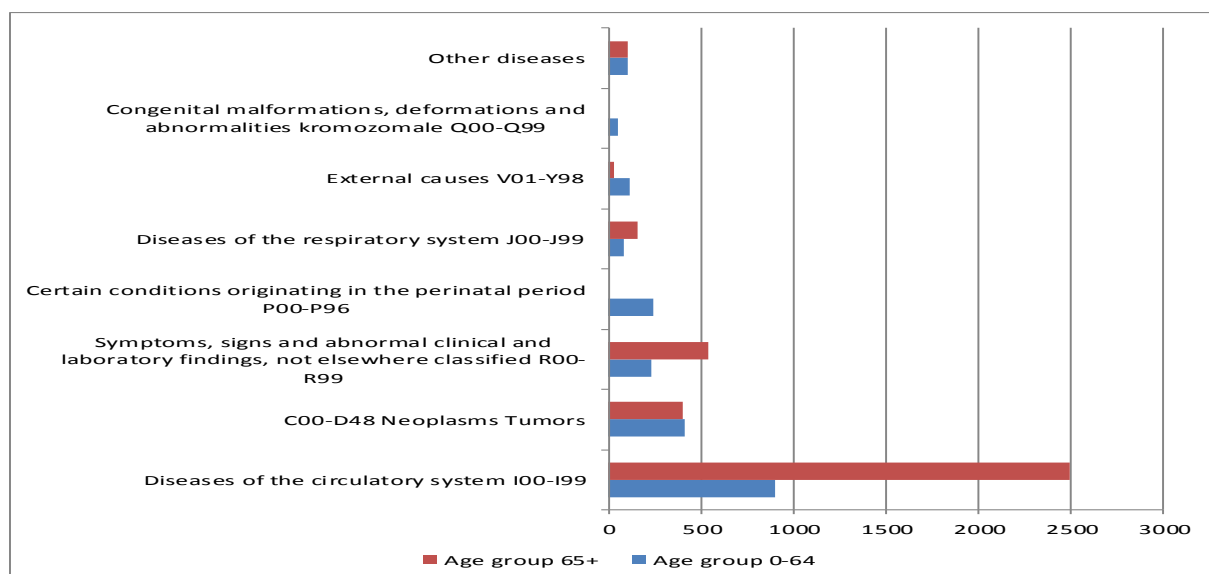
**Tab.10. Participation of the groups of diseases according to age group and report of the age group of disease, in 2012**

Groups of diseases ICD - 10	Age group		Total	Age group %		(0-64)+65+) %
	0-64	65+		0-64	65+	
Infectious and parasitic diseases A00-B99	20	13	33	60,6	39,4	100,0
C00-D48 Neoplasms Tumors	409	396	805	50,8	49,2	100,0
Diseases of the blood and blood-forming organs and the immune system D50-D89	1	2	3	33,3	66,7	100,0
Endocrine, nutritional and metabolic E00-E90	10	45	55	18,2	81,8	100,0
Mental and behavioral disorders F00-F99	4	0	4	100,0	0,0	100,0
Diseases of the nervous system G00-G99	23	20	43	53,5	46,5	100,0
Diseases of the circulatory system I00-I99	896	2497	3393	26,4	73,6	100,0
Diseases of the respiratory system J00-J99	78	160	238	32,8	67,2	100,0
Diseases of the digestive system K00-K93	23	13	36	63,9	36,1	100,0
Diseases of the skin and subcutaneous tissue L00-L99	0	1	1	0,0	100,0	100,0
Diseases of the muscular-skeletal system and connective tissue M00-M99	0	1	1	0,0	100,0	100,0
Diseases of the genitourinary system N00-N99	15	36	51	29,4	70,6	100,0
Certain conditions originating in the perinatal period P00-P96	237	0	237	100,0	0,0	100,0
Congenital malformations, deformations and chromosomal abnormalities Q00-Q99	52	0	52	100,0	0,0	100,0
Symptoms, signs and abnormal clinical and laboratory findings, not elsewhere classified R00-R99	224	537	761	29,4	70,6	100,0
Injuries, poisonings and other consequences of external causes S00-T98	4	3	7	57,1	42,9	100,0
External causes of morbidity and mortality V01-Y98	117	27	144	81,3	18,8	100,0
<b>Total with diagnosis - coded</b>	<b>2113</b>	<b>3751</b>	<b>5864</b>	<b>36,0</b>	<b>64,0</b>	<b>100,0</b>
<b>Without diagnosis - non-coded</b>	<b>687</b>	<b>1307</b>	<b>1994</b>	<b>34,5</b>	<b>65,5</b>	<b>100,0</b>
<b>Total</b>	<b>2800</b>	<b>5058</b>	<b>7858</b>	<b>35,6</b>	<b>64,4</b>	<b>100,0</b>

Table 10 provides data presented in absolute and relative numbers. The first two columns present group of disease at diagnosis for total age group. To group diseases of Circulatory system dominates the 65+ age group with 73.6%. Tumors has second place with 50.8% of the 0-64 age group and 49.2% of the 65+ age group and so on. Two other columns present participation of age group in the total group-related disease. Symptoms, signs and abnormal clinical and laboratory findings not elsewhere in the age group 0-64 participate with 29.4% and the 65+ age group accounts for 70.6%. Group of respiratory disease in the 0-64 age group accounts for 32.8% and the 65+ age group accounts for 67.2%.

**Tab.11. Deaths in Kosovo by age group and groups the most common diseases in 2012**

Groups of diseases ICD - 10	Age group		Total	Age group %		Total %
	0-64	65+		0-64	65+	
	Diseases of the circulatory system I00-I99	896		2497	3393	
C00-D48 Neoplasms Tumors	409	396	805	50,8	49,2	100,0
Symptoms, signs and abnormal clinical and laboratory findings, not elsewhere classified R00-R99	224	537	761	29,4	70,6	100,0
Certain conditions originating in the perinatal period P00-P96	237	0	237	100,0	0,0	100,0
Diseases of the respiratory system J00-J99	78	160	238	32,8	67,2	100,0
External causes V01-Y98	117	27	144	81,3	18,8	100,0
Congenital malformations, deformations and abnormalities kromozomale Q00-Q99	52	0	52	100,0	0,0	100,0
Other diseases	100	101	201	49,8	50,2	100,0
<b>Total with diagnosis - coded</b>	<b>2113</b>	<b>3751</b>	<b>5864</b>	<b>36,0</b>	<b>64,0</b>	<b>100,0</b>
<b>Without diagnosis - non-coded</b>	<b>687</b>	<b>1307</b>	<b>1994</b>	<b>34,5</b>	<b>65,6</b>	<b>100,0</b>

**Graph 3. The dead by age group and the most common diseases, 2012**

**Tab.12. Tabular registration of causes of death by gender for 2012**

EXTERNAL DISEASES OR CAUSES	ICD -10	GENDER	NO. OF DEAD	%
Total deaths		Total	7858	
		Male	4611	
		Female	3247	
All causes of death	A00-Y99	Total	5864	74.6
		Male	3374	73.2
		Female	2490	76.7
Infectious and parasitic diseases	A00-B99	Total	33	0.6
		Male	20	0.6
		Female	13	0.5
Tumors	C00-D48	Total	805	13.7
		Male	518	15.4
		Female	287	11.5
Diseases of the blood and blood-forming organs and immune disorders	D50-D89	Total	3	0.1
		Male	2	0.1
		Female	1	0.0
Endocrine, nutritional and metabolic diseases	E00-E90	Total	55	0.9
		Male	28	0.8
		Female	27	1.1
Mental and behavioral diseases	F00-F99	Total	4	0.1
		Male	3	0.1
		Female	1	0.0
Diseases of the nervous system	G00-G99	Total	43	0.7
		Male	23	0.7
		Female	20	0.8
Diseases of the circulatory system	I00-I99	Total	3393	57.9
		Male	1888	56.0
		Female	1505	60.4
Diseases of the respiratory system	J00-J99	Total	238	4.1
		Male	141	4.2
		Female	97	3.9

**Tab.12. Tabular registration of causes of death by gender for 2012 (continued)**

EXTERNAL DISEASES OR CAUSES	ICD -10	GENDER	NO. OF DEAD	%
Diseases of the digestive system	K00-K93	Total	36	0.6
		Male	24	0.7
		Female	12	0.5
Diseases of the skin and subcutaneous tissue	L00-L99	Total	1	0.0
		Male	1	0.0
		Female	0	0.0
Diseases of the skeletal-muscular system and connective tissue	M00-M99	Total	1	0.0
		Male	0	0.0
		Female	1	0.0
Diseases of the uro-genital system	N00-N99	Total	51	0.9
		Male	27	0.8
		Female	24	1.0
Pregnancy, childbirth and the puerperium	O00-O99	Total	0	0.0
		Male	0	0.0
		Female	0	0.0
Certain conditions originating in the perinatal period	P00-P96	Total	237	4.0
		Male	133	3.9
		Female	104	4.2
Congenital malformations, deformations and chromosomal abnormalities	Q00-Q99	Total	52	0.9
		Male	28	0.8
		Female	24	1.0
Symptoms, signs and abnormal clinical and laboratory findings, not elsewhere	R00-R99	Total	761	13.0
		Male	413	12.2
		Female	348	14.0
Injuries, poisonings and other consequences of external agents	S00-T98	Total	7	0.1
		Male	7	0.2
		Female	0	0.0
External causes of morbidity and mortality	V01-Y98	Total	144	2.5
		Male	118	3.5
		Female	26	1.0

Table 12 presents data grouped by disease groups and gender in absolute and relative numbers. Relative numbers present participation of group of diseases in total number of dead at diagnosis (5864) and by gender.

**Tab.13. Tabular registration of 65 causes of death in Kosovo for 2012 "European Shortlist"**

TYPE OF DISEASE	ICD 10 codes	Gender	No. of dead
<b>Total deaths</b>		Total	<b>7858</b>
		Male	<b>4611</b>
		Female	<b>3247</b>
<b>All causes of death</b>	<b>A00-Y89</b>	Total	<b>5864</b>
		Male	<b>3374</b>
		Female	<b>2490</b>
<b>Without diagnosis - noncoded</b>		Total	<b>1994</b>
		Male	1237
		Female	757
<b>Infectious and parasitic diseases</b>	<b>A00-B99</b>	Total	<b>33</b>
		Male	20
		Female	13
Tuberculosis	A15-A19,B90	Total	<b>4</b>
		Male	1
		Female	3
Meningitis infection	A39	Total	<b>0</b>
		Male	0
		Female	0
AIDS (HIV disease)	B20-B24	Total	<b>0</b>
		Male	0
		Female	0
Viral hepatitis	B15-B19	Total	<b>3</b>
		Male	2
		Female	1
<b>Tumors</b>	<b>C00-D48</b>	Total	<b>805</b>
		Male	518
		Female	287
Malignant tumors	C00-C97	Total	<b>799</b>
		Male	514
		Female	285
Malignant neoplasm of mouth	C00-C14	Total	<b>10</b>
		Male	8
		Female	2
Malignant neoplasm of the esophagus	C15	Total	<b>11</b>
		Male	6
		Female	5
Malignant neoplasm of stomach	C16	Total	<b>50</b>
		Male	39
		Female	11

**Tab.13. Tabular registration of 65 causes of death in Kosovo for 2012 "European Shortlist" (continued)**

TYPE OF DISEASE	ICD 10 codes	Gender	No. of dead
Malignant neoplasms of the colon	C18	Total	<b>26</b>
		Male	18
		Female	8
Rektosigmoidale malignant neoplasms, malignant neoplasm of the rectum, anus and anal canal	C19,C20,C21	Total	<b>20</b>
		Male	10
		Female	10
		Female	10
Malignant neoplasm of the liver and the reader, inter-ahepatik	C22	Total	<b>73</b>
		Male	40
		Female	33
Malignant neoplasm of the pancreas	C25	Total	<b>37</b>
		Male	26
		Female	11
Malignant neoplasm of the larynx, the trahes, bronchial and pulmonary	C32-C34	Total	<b>254</b>
		Male	201
		Female	53
Malignant melanoma of the skin	C43	Total	<b>5</b>
		Male	4
		Female	1
Malignant breast neoplasm	C50	Total	<b>45</b>
		Male	2
		Female	43
Malignant neoplasm of the cervix	C53	Total	<b>9</b>
		Male	0
		Female	9
Malignant neoplasm of the cervix and uterus body	C54-C55	Total	<b>24</b>
		Male	0
		Female	24
Malignant ovarian neoplasm	C56	Total	<b>7</b>
		Male	0
		Female	7
Malignant neoplasm of prostate	C61	Total	<b>33</b>
		Male	33
		Female	0
Malignant neoplasms of the kidney, renal pelvis, with the exception of	C64	Total	<b>14</b>
		Male	10
		Female	4
Malignant neoplasm of the urinary bladder	C67	Total	<b>7</b>
		Male	7
		Female	0
Hematopoietic lymphoma and malignant tumors	C81-C96	Total	<b>43</b>
		Male	30
		Female	13



**Tab.13. Tabular registration of 65 causes of death in Kosovo for 2012 "European Shortlist" (continued)**

TYPE OF DISEASE	ICD 10 code	Gender	No. of dead
Diseases of the blood and blood-forming organs and immune disorders	<b>D50-D89</b>	Total	<b>3</b>
		Male	2
		Female	1
Endocrine diseases	<b>E00-E90</b>	Total	<b>55</b>
		Male	28
		Female	27
Diabetes mellitus	E10-E14	Total	<b>55</b>
		Male	28
		Female	27
Mental and behavioral disease	<b>F00-F99</b>	Total	<b>4</b>
		Male	3
		Female	1
Mental disorders due to alcohol use	F10	Total	<b>0</b>
		Male	0
		Female	0
Mental disturbance due to the use of psychoactive substances	F11-F16,F18-F19	Total	<b>0</b>
		Male	0
		Female	0
Diseases of the Nervous System	<b>G00-H95</b>	Total	<b>43</b>
		Male	23
		Female	20
Meningitis	G00-G03	Total	<b>0</b>
		Male	0
		Female	0
Diseases of the circulatory system	<b>I00-I99</b>	Total	<b>3393</b>
		Male	1888
		Female	1505
Ischemic heart disease	I20-I25	Total	<b>592</b>
		Male	363
		Female	229
Other heart diseases	I30-I33, I39-I52	Total	<b>1952</b>
		Male	1128
		Female	824
Cerebrovascular diseases	I60-I69	Total	<b>695</b>
		Male	338
		Female	357
Diseases of the respiratory system	<b>J00-J99</b>	Total	<b>238</b>
		Male	141
		Female	97
Influenza caused by viruses identified and unidentified	J10-J11	Total	<b>0</b>
		Male	0
		Female	0

**Tab.13. Tabular registration of 65 causes of death in Kosovo for 2012 "European Shortlist" (continued)**

TYPE OF DISEASE	ICD 10 code	Gender	No. of dead
Pneumonia	J12-J18	Total	7
		Male	5
		Female	2
Chronic diseases of the respiratory system (below)	J40-J47	Total	87
		Male	60
		Female	27
Asthma	J45-J46	Total	14
		Male	11
		Female	3
<b>Diseases of the digestive system</b>	<b>K00-K93</b>	Total	36
		Male	24
		Female	12
Ulcer	K25-K28	Total	0
		Male	0
		Female	0
Chronic liver disease	K70, K73-K74	Total	22
		Male	12
		Female	10
<b>Diseases of the skin and subcutaneous tissue</b>	<b>L00-L99</b>	Total	1
		Male	1
		Female	0
<b>Diseases of the skeletal-muscular system and connective tissue</b>	<b>M00-M99</b>	Total	1
		Male	0
		Female	1
Rheumatoid artroza, arthit	M05-M06, M15-M19	Total	0
		Male	0
		Female	0
<b>Diseases of the genitourinary system</b>	<b>N00-N99</b>	Total	51
		Male	27
		Female	24
Genitourinary system diseases	N00-N29	Total	51
		Male	27
		Female	24
<b>Pregnancy, childbirth and puerperium</b>	<b>O00-O99</b>	Total	0
		Male	0
		Female	0
<b>Certain conditions originating in the perinatal period</b>	<b>P00-P96</b>	Total	237
		Male	133
		Female	104

**Tab.13. Tabular registration of 65 causes of death in Kosovo for 2012 "European Shortlist" (continued)**

<b>Congenital malformations, deformations and komozomal abnormalities</b>	<b>Q00-Q99</b>	Total	<b>52</b>
		Male	28
		Female	24
Microcephaly and congenital malformations of the nervous system	Q00-Q07	Total	<b>8</b>
		Male	5
		Female	3
Congenital malformations of circulatory system	Q20-Q28	Total	<b>41</b>
		Male	21
		Female	20
<b>Symptoms, signs and abnormal clinical and laboratory findings, not elsewhere</b>	<b>R00-R99</b>	Total	<b>761</b>
		Male	413
		Female	348
Sudden death syndrome infatile	R95	Total	<b>0</b>
		Male	0
		Female	0
Reasons not sufficiently defined and unknown causes of mortality	R96-R99	Total	<b>447</b>
		Male	247
		Female	200
<b>External causes of morbidity and mortality</b>	<b>V01-Y89</b>	Total	<b>142</b>
		Male	117
		Female	25
Fatality	V01-X59	Total	<b>100</b>
		Male	82
		Female	18
Transportation fatality	V01-V99	Total	<b>76</b>
		Male	65
		Female	11
Fatality, disaster from collapse	W00-W19	Total	<b>0</b>
		Male	0
		Female	0
Poisoning	X40-X49	Total	<b>1</b>
		Male	0
		Female	1
Intentional self-harm	X60-X84	Total	<b>2</b>
		Male	2
		Female	0
Attack	X85-Y09	Total	<b>25</b>
		Male	21
		Female	4
Events of unknown origin	Y10-Y34	Total	<b>15</b>
		Male	12
		Female	3

Table 13 is done according to Eurostat standards - requirements.

**Tab. 14. Infant deaths in Kosovo by group of disease in 2012**

	<b>Groups of diseases ICD - 10</b>	<b>Number</b>	<b>%</b>	<b>Ranking</b>
I	Infectious and parasitic diseases A00-B99	1	0,3	7
II	Tumors C00-D48	0	0,0	
III	Diseases of the blood and blood-forming organs and immune disorders D50-D89	0	0,0	
IV	Endocrine, nutritional and metabolic diseases E00-E90	0	0,0	
V	Mental and behavioral disorders F00-F99	0	0,0	
VI	Diseases of the nervous system G00-G99	2	0,6	6
VII	Diseases of the eye and adnex H00-H59	0	0,0	
VIII	Diseases of the ear and mastoid process H60-H59	0	0,0	
IX	Diseases of the circulatory system of blood I00-I99	8	2,5	4
X	Diseases of the respiratory system J00-J99	6	1,9	5
XI	Diseases of the digestive system K00-K93	0	0,0	
XII	Diseases of the skin and subcutaneous tissue L00-L99	0	0,0	
XIII	Diseases of the skeletal-muscular system and connective tissue (M00-M99)	0	0,0	
XIV	Diseases of the genitourinary system N00-N99	0	0,0	
XV	Pregnancy, childbirth and the puerperium (O00-O99)	0	0,0	
XVI	Certain conditions originating in the perinatal period P00-P96	237	75,0	1
XVII	Congenital malformations, deformations and chromosomal abnormalities Q00-Q99	49	15,5	2
XVIII	Symptoms, signs and abnormal clinical and laboratory findings not elsewhere classified R00-R99	13	4,1	3
XIX	Injuries, poisonings and other consequences of external agents S00-T98	0	0,0	
XX	External causes of morbidity and mortality V01-Y98	0	0,0	
XXI	Factors influencing health status and contact with health services Z00-Z99	0	0,0	
	<b>Total with diagnosis - coded</b>	<b>316</b>	<b>100,0</b>	
	<b>Without diagnosis - non-coded</b>	<b>0</b>	<b>0,0</b>	
	<b>Total</b>	<b>316</b>		

Table 14 presents data for infant deaths grouped by group of diseases. All infants are diagnosed dead. The most dominant group in the newborn disease was Certain conditions originating in the perinatal period with a total of 237 cases or 75% of infant deaths. Second place for the number has the group of diseases Congenital malformations, deformations and chromosomal abnormalities in 49 cases or 15.5% infant deaths, and so on.

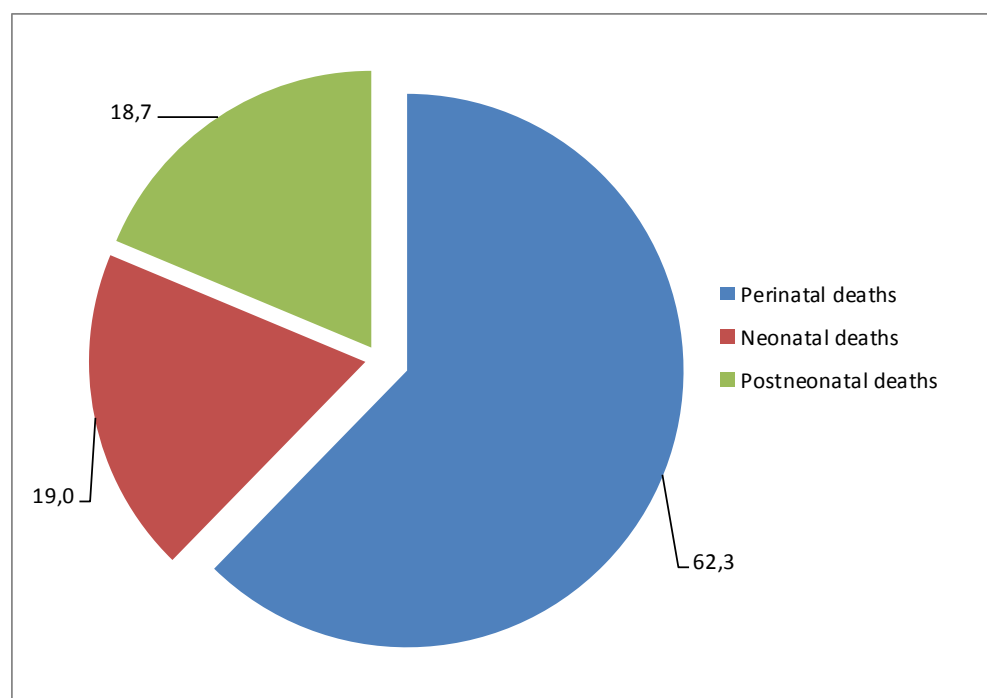
**Tab.15. Infant deaths according to the most common group of diseases in Kosovo for 2012**

<b>Groups of diseases ICD - 10</b>	<b>Number</b>	<b>Ranking</b>	<b>%</b>
Certain conditions originating in the perinatal period P00-P96	237	1	75,0
Congenital malformations, deformations and chromosomal abnormalities Q00-Q99	49	2	15,5
Symptoms, signs and abnormal clinical and laboratory findings, not elsewhere classified R00-R99	13	3	4,1
Diseases of the circulatory system I00-I99	8	4	2,5
Diseases of the respiratory system J00-J99	6	5	1,9
Diseases of the nervous system G00-G99	2	6	0,6
Infectious and parasitic diseases A00-B99	1	7	0,3
<b>Total with diagnosis - coded</b>	<b>316</b>		<b>100,0</b>

**Tab.16. Infant deaths by age, 2012**

Age of infant	No. of cases	%
Perinatal deaths	197	62,3
Neonatal deaths	60	19,0
Postneonatal deaths	59	18,7
<b>Total</b>	<b>316</b>	<b>100,0</b>

**Graph. 4 Infant deaths by age, 2012**



Perinatal deaths ..... 0 to 6 days after birth alive  
 Neonatal deaths ..... 7 to 27 days after birth alive  
 Post-neonatal deaths ..... 28 days to 1 year after birth alive

Table 16 shows that period of perinatal deaths of infants dominates with 197 cases or 62.3%, second place has neonatal deaths with 60 cases or 19.0% and the third place has postneonatal deaths with 59 cases or 18.7 %.

**Tab.17. Violent deaths, 2012**

Types of violent deaths	No. of cases	%
Fatality	142	68,3
Suicide	34	16,4
Homicide	32	15,4
<b>Total</b>	<b>208</b>	<b>100,0</b>

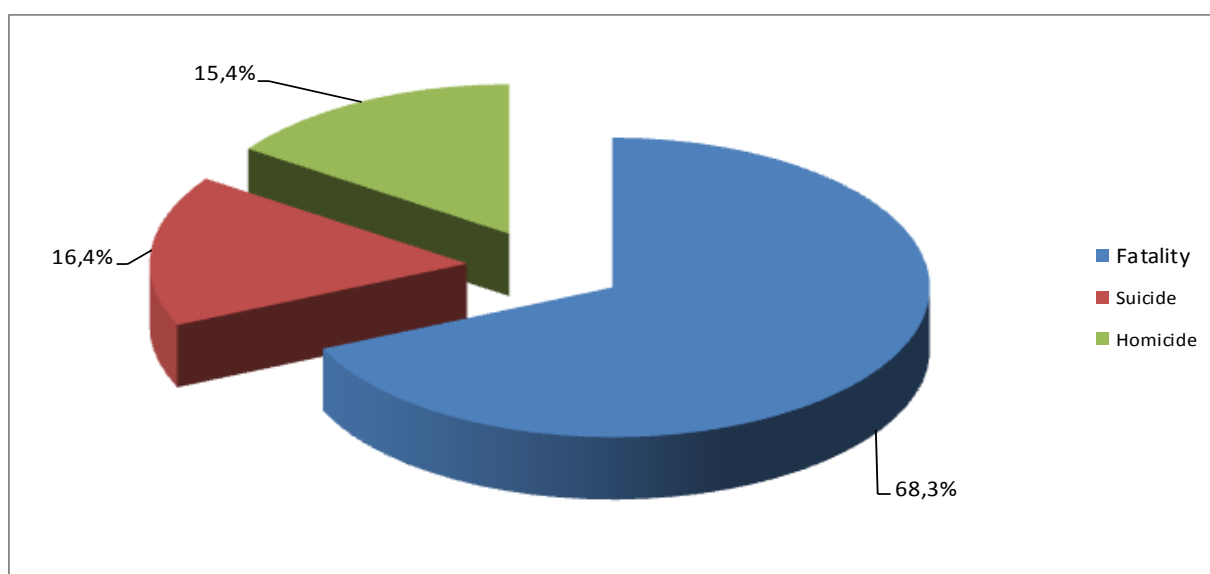
**Graph 5. Violent deaths by type, 2012**

Table 17 presents violent deaths in absolute and relative numbers. Dominate fatality with 142 cases or 68.3%, suicides occupy second place with 34 cases or 16.4% and in the end were 32 cases of homicide or 15.4%.

**Tab.18. Accidents by scene in 2012**

Code	Place of event	No. of cases	%
1	Factory, mine, etc.	5	3,5
2	Road, rail, air line	56	39,4
3	On the field, mountain, river, lake	6	4,2
4	Flat, building	19	13,4
5	Elsewhere	4	2,8
9	Unknown	52	36,6
	<b>Total</b>	142	100,0

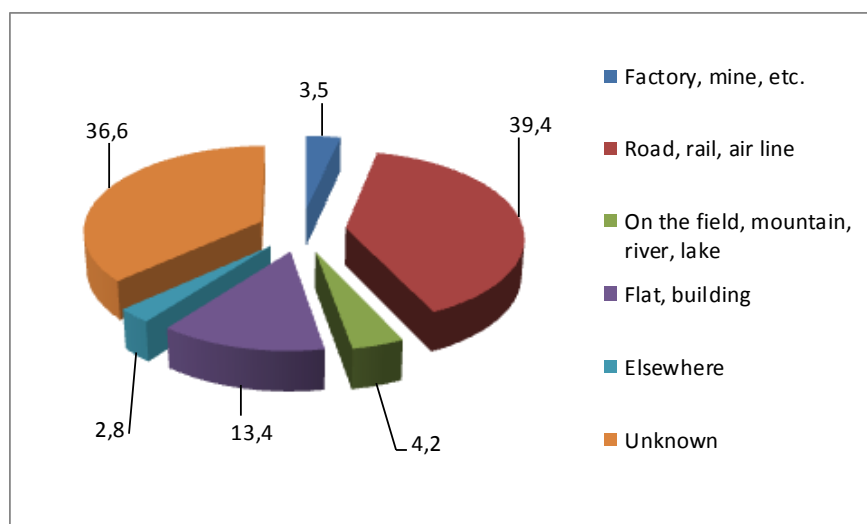
**Graph 6. Accidents by scene in 2012**

Table 18 shows that fatalities by place of event, cases with greater frequency occurred in roads, railways and air line with 56 cases or 39.4%.



Tab. 19. Fatalities in 2012

Code	Event occurred at:	No. of cases	%
1	At work	5	3,5
2	Coming back from work	7	4,9
3	Working at home	5	3,5
4	At leisure	45	31,7
9	Unknown	80	56,3
	<b>Total</b>	<b>142</b>	<b>100,0</b>

Graph 7. The event occurred

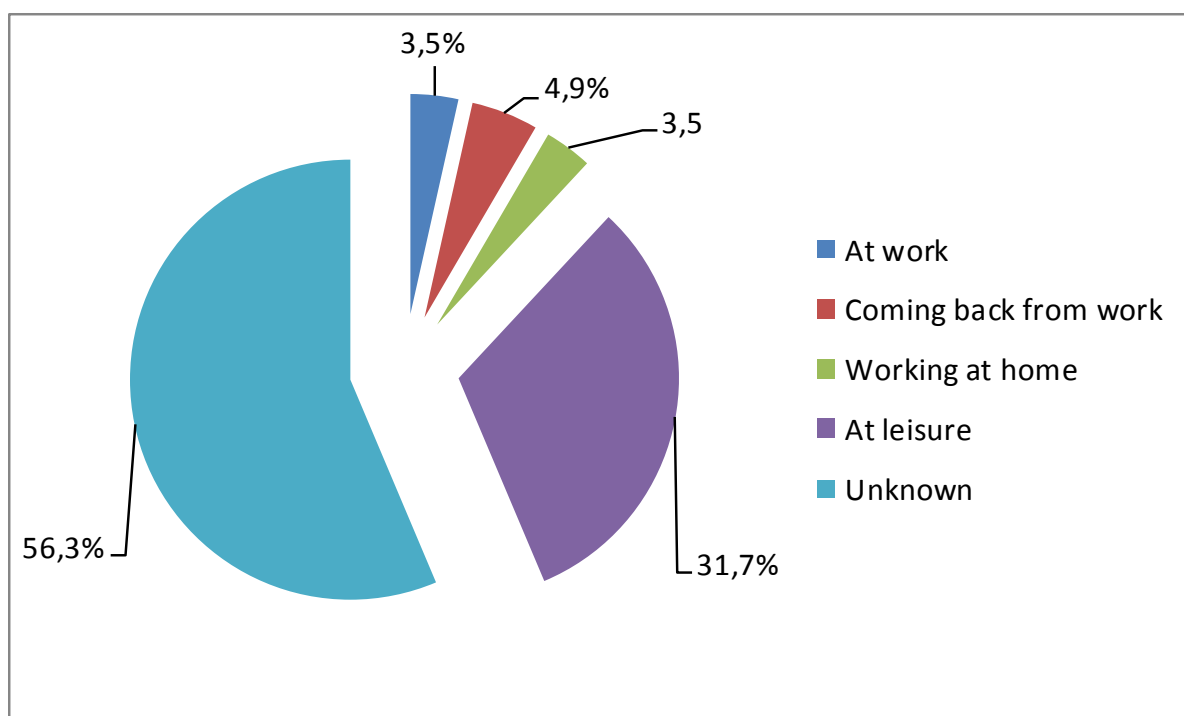


Table 19 shows that fatalities or accidents have occurred primarily in leisure with 45 cases or 31.7%.

**Tab. 20 Ranking of 10 groups of causes of deaths by residence (municipality) in Kosovo in 2012**

Ranking	ICD 10	Diagnosis	Deçani		Gjakova		Glogovci		Gjilani		Dragashi	
			Cases, %	Cases, %	Cases, %	Cases, %	Cases, %	Cases, %	Cases, %	Cases, %		
1	I00-I99	Diseases of the circulatory system	66	53.2	283	73.1	102	52.0	226	62.1	139	65.0
2	C00-D48	Tumors	20	16.1	33	8.5	27	13.8	44	12.1	36	16.8
3	R00-R99	Symptoms, signs and abnormal clinical and laboratory findings, not elsewhere	20	16.1	22	5.7	18	9.2	49	13.5	14	6.5
4	J00-J99	Diseases of the respiratory system	1	0.8	6	1.6	16	8.2	10	2.7	6	2.8
5	P00-P96	Certain conditions originating in the perinatal period	5	4.0	11	2.8	9	4.6	11	3.0	5	2.3
6	V01-Y98	External causes of morbidity and mortality	4	3.2	8	2.1	9	4.6	9	2.5	11	5.1
7	E00-E90	Diseases Endocrine, nutritional and metabolic	1	0.8	5	1.3	6	3.1	5	1.4	2	0.9
8	K00-K93	Diseases of the digestive system	1	0.8	2	0.5	3	1.5	0	0.0	0	0.0
9	N00-N99	Diseases of the genitourinary system	2	1.6	2	0.5	2	1.0	4	1.1	0	0.0
10	G00-G99	Diseases of the nervous system	1	0.8	10	2.6	0	0.0	3	0.8	1	0.5
		Other diseases	3	2.4	5	1.3	4	2.0	3	0.8	0	0.0
		<b>Total</b>	<b>124</b>	<b>100.0</b>	<b>387</b>	<b>100.0</b>	<b>196</b>	<b>100.0</b>	<b>364</b>	<b>100.0</b>	<b>214</b>	<b>100.0</b>
		<b>Without diagnosis - non-coded</b>	<b>27</b>	<b>17.9</b>	<b>47</b>	<b>10.8</b>	<b>33</b>	<b>14.4</b>	<b>77</b>	<b>17.5</b>	<b>46</b>	<b>17.7</b>
		<b>Total deaths</b>	<b>151</b>		<b>434</b>		<b>229</b>		<b>441</b>		<b>260</b>	

**Tab. 20 Ranking of 10 groups of causes of deaths by residence (municipality) in Kosovo in 2012 (continued)**

Ranking	ICD 10	Diagnosis	Istogu	Kaçaniku	Klina	Fushë Kosova	Kamenicë
			Cases, %	Cases, %	Cases, %	Cases, %	Cases, %
1	I00-I99	Diseases of the circulatory system of blood	89 54.3	37 56.1	78 60.0	73 68.2	129 66.2
2	C00-D48	Tumors	33 20.1	3 4.5	31 23.8	18 16.8	18 9.2
3	R00-R99	Symptoms, signs and abnormal clinical and laboratory findings, not elsewhere	21 12.8	18 27.3	12 9.2	4 3.7	30 15.4
4	J00-J99	Diseases of the respiratory system	6 3.7	0 0.0	1 0.8	1 0.9	7 3.6
5	P00-P96	Certain conditions originating in the perinatal period	3 1.8	3 4.5	2 1.5	4 3.7	1 0.5
6	V01-Y98	External causes of morbidity and mortality	4 2.4	1 1.5	2 1.5	4 3.7	3 1.5
7	E00-E90	Diseases Endocrine, nutritional and metabolic	3 1.8	0 0.0	1 0.8	0 0.0	2 1.0
8	Q00-Q99	Congenital malformations, deformations and chromosomal abnormalities	2 1.2	0 0.0	0 0.0	2 1.9	2 1.0
9	N00-N99	Diseases of the genitourinary system	2 1.2	0 0.0	1 0.8	1 0.9	1 0.5
10	G00-G99	Diseases of the nervous system	0 0.0	2 3.0	2 1.5	0 0.0	1 0.5
		Other diseases	1 0.6	2 3.0	0 0.0	0 0.0	1 0.5
		<b>Total</b>	<b>164 100.0</b>	<b>66 100.0</b>	<b>130 100.0</b>	<b>107 100.0</b>	<b>195 100.0</b>
		<b>Without diagnosis - non-coded</b>	<b>12 6.8</b>	<b>98 59.8</b>	<b>18 12.2</b>	<b>41 27.7</b>	<b>13 6.3</b>
		<b>Total deaths</b>	<b>176</b>	<b>164</b>	<b>148</b>	<b>148</b>	<b>208</b>

**Tab. 20 Ranking of 10 groups of causes of deaths by residence (municipality) in Kosovo in 2012 (continued)**

Ranking	ICD 10	Diagnosis	Mitrovica		Leposaviqi		Lipjani		Novobërda		Obiliq	
			Cases, %	Cases, %	Cases, %	Cases, %	Cases, %	Cases, %	Cases, %	Cases, %		
1	I00-I99	Diseases of the circulatory system of blood	343	66.6	0	0	88	47.1	11	73.3	40	61.5
2	C00-D48	Tumors	71	13.8	0	0	32	17.1	2	13.3	5	7.7
3	R00-R99	Symptoms, signs and abnormal clinical and laboratory findings, not elsewhere	52	10.1	1	100	22	11.8	2	13.3	9	13.8
4	J00-J99	Diseases of the respiratory system	13	2.5	0	0	18	9.6	0	0.0	5	7.7
5	P00-P96	Certain conditions originating in the perinatal period	9	1.7	0	0	13	7.0	0	0.0	4	6.2
6	V01-Y98	External causes of morbidity and mortality	7	1.4	0	0	2	1.1	0	0.0	2	3.1
7	E00-E90	Diseases Endocrine, nutritional and metabolic	4	0.8	0	0	1	0.5	0	0.0	0	0.0
8	Q00-Q99	Congenital malformations, deformations and chromosomal abnormalities	5	1.0	0	0	3	1.6	0	0.0	0	0.0
9	N00-N99	Diseases of the genitourinary system	4	0.8	0	0	3	1.6	0	0.0	0	0.0
10	G00-G99	Diseases of the nervous system	1	0.2	0	0	1	0.5	0	0.0	0	0.0
		Other diseases	6	1.2	0	0	4	2.1	0	0.0	0	0.0
		<b>Total</b>	<b>515</b>	<b>100.0</b>	<b>1</b>	<b>100</b>	<b>187</b>	<b>100.0</b>	<b>15</b>	<b>100.0</b>	<b>65</b>	<b>100.0</b>
		Without diagnosis - non-coded	61	10.6	5	83.3	35	15.8	0	0.0	46	41.4
		<b>Total deaths</b>	<b>576</b>		<b>6</b>		<b>222</b>		<b>15</b>		<b>111</b>	

**Tab. 20 Ranking of 10 groups of causes of deaths by residence (municipality) in Kosovo in 2012 (continued)**

Ranking	ICD 10	Diagnosis	Rahoveci		Peja		Podujeva		Prishtina		Prizreni	
			Cases, %	Cases, %	Cases, %	Cases, %	Cases, %	Cases, %	Cases, %	Cases, %		
1	I00-I99	Diseases of the circulatory system of blood	50	48.5	165	47.3	86	48.6	376	55.6	207	53.5
2	C00-D48	Tumors	9	8.7	56	16.0	18	10.2	105	15.5	35	9.0
3	R00-R99	Symptoms, signs and abnormal clinical and laboratory findings, not elsewhere	24	23.3	71	20.3	47	26.6	57	8.4	90	23.3
4	J00-J99	Diseases of the respiratory system	6	5.8	15	4.3	4	2.3	40	5.9	15	3.9
5	P00-P96	Certain conditions originating in the perinatal period	8	7.8	7	2.0	15	8.5	54	8.0	17	4.4
6	V01-Y98	External causes of morbidity and mortality	3	2.9	6	1.7	3	1.7	21	3.1	5	1.3
7	E00-E90	Diseases Endocrine, nutritional and metabolic	1	1.0	8	2.3	0	0.0	1	0.1	1	0.3
8	Q00-Q99	Congenital malformations, deformations and chromosomal abnormalities	0	0.0	1	0.3	1	0.6	10	1.5	9	2.3
9	N00-N99	Diseases of the genitourinary system	0	0.0	8	2.3	0	0.0	2	0.3	2	0.5
10	G00-G99	Diseases of the nervous system	1	1.0	4	1.1	0	0.0	3	0.4	2	0.5
		Other diseases	1	1.0	8	2.3	3	1.7	7	1.0	4	1.0
		<b>Total</b>	<b>103</b>	<b>100.0</b>	<b>349</b>	<b>100.0</b>	<b>177</b>	<b>100.0</b>	<b>676</b>	<b>100.0</b>	<b>387</b>	<b>100.0</b>
		<b>Without diagnosis - non-coded</b>	<b>88</b>	<b>46.1</b>	<b>91</b>	<b>20.7</b>	<b>118</b>	<b>40.0</b>	<b>260</b>	<b>27.8</b>	<b>378</b>	<b>49.4</b>
		<b>Total deaths</b>	<b>191</b>		<b>440</b>		<b>295</b>		<b>936</b>		<b>765</b>	

**Tab. 20 Ranking of 10 groups of causes of deaths by residence (municipality) in Kosovo in 2012 (continued)**

Ranking	ICD 10	Diagnosis	Skënderaj		Shtime		Shtërpca		Suhareka		Ferizaji	
			Cases, %	Cases, %	Cases, %	Cases, %	Cases, %	Cases, %	Cases, %	Cases, %		
1	I00-I99	Diseases of the circulatory system of blood	86	53.4	47	54.0	4	50.0	110	58.8	118	56.7
2	C00-D48	Tumors	26	16.1	20	23.0	1	12.5	39	20.9	16	7.7
3	R00-R99	Symptoms, signs and abnormal clinical and laboratory findings, not elsewhere	23	14.3	9	10.3	1	12.5	13	7.0	41	19.7
4	J00-J99	Diseases of the respiratory system	6	3.7	3	3.4	0	0.0	12	6.4	3	1.4
5	P00-P96	Certain conditions originating in the perinatal period	10	6.2	3	3.4	2	25.0	4	2.1	12	5.8
6	V01-Y98	External causes of morbidity and mortality	4	2.5	3	3.4	0	0.0	2	1.1	8	3.8
7	E00-E90	Diseases Endocrine, nutritional and metabolic	1	0.6	0	0.0	0	0.0	0	0.0	2	1.0
8	Q00-Q99	Congenital malformations, deformations and chromosomal abnormalities	2	1.2	0	0.0	0	0.0	0	0.0	2	1.0
9	N00-N99	Diseases of the genitourinary system	2	1.2	1	1.1	0	0.0	2	1.1	0	0.0
10	G00-G99	Diseases of the nervous system	1	0.6	0	0.0	0	0.0	3	1.6	4	1.9
		Other diseases	0	0.0	1	1.1	0	0.0	2	1.1	2	1.0
		<b>Total</b>	<b>161</b>	<b>100.0</b>	<b>87</b>	<b>100.0</b>	<b>8</b>	<b>100.0</b>	<b>187</b>	<b>100.0</b>	<b>208</b>	<b>100.0</b>
		<b>Without diagnosis - non-coded</b>	<b>22</b>	<b>12.0</b>	<b>16</b>	<b>15.5</b>	<b>11</b>	<b>57.9</b>	<b>37</b>	<b>16.5</b>	<b>251</b>	<b>54.7</b>
		<b>Total deaths</b>	<b>183</b>		<b>103</b>		<b>19</b>		<b>224</b>		<b>459</b>	

**Tab. 20 Ranking of 10 groups of causes of deaths by residence (municipality) in Kosovo in 2012 (continued)**

Ranking	ICD 10	Diagnosis	Vitia		Vushtrria		Zubin Potoku		Zveqani		Malisheva	
			Cases, %	Cases, %	Cases, %	Cases, %	Cases, %	Cases, %	Cases, %	Cases, %		
1	I00-I99	Diseases of the circulatory system of blood	127	62.6	162	52.8	2	100.0	0	0	82	57.3
2	C00-D48	Tumors	29	14.3	38	12.4	0	0.0	2	100.0	22	15.4
3	R00-R99	Symptoms, signs and abnormal clinical and laboratory findings, not elsewhere	10	4.9	35	11.4	0	0.0	0	0	15	10.5
4	J00-J99	Diseases of the respiratory system	10	4.9	23	7.5	0	0.0	0	0	2	1.4
5	P00-P96	Certain conditions originating in the perinatal period	8	3.9	10	3.3	0	0.0	0	0	4	2.8
6	V01-Y98	External causes of morbidity and mortality	7	3.4	8	2.6	0	0.0	0	0	5	3.5
7	E00-E90	Diseases Endocrine, nutritional and metabolic	3	1.5	7	2.3	0	0.0	0	0	1	0.7
8	Q00-Q99	Congenital malformations, deformations and chromosomal abnormalities	2	1.0	4	1.3	0	0.0	0	0	2	1.4
9	N00-N99	Diseases of the genitourinary system	3	1.5	5	1.6	0	0.0	0	0	4	2.8
10	G00-G99	Diseases of the nervous system	1	0.5	1	0.3	0	0.0	0	0	0	0.0
		Other diseases	3	1.5	14	4.6	0	0.0	0	0	6	4.2
		<b>Total</b>	<b>203</b>	<b>100.0</b>	<b>307</b>	<b>100.0</b>	<b>2</b>	<b>100.0</b>	<b>2</b>	<b>100.0</b>	<b>143</b>	<b>100.0</b>
		<b>Without diagnosis - non-coded</b>	<b>26</b>	<b>11.4</b>	<b>55</b>	<b>15.2</b>	<b>0</b>	<b>0.0</b>	<b>3</b>	<b>60.00</b>	<b>25</b>	<b>14.9</b>
		<b>Total deaths</b>	<b>229</b>		<b>362</b>		<b>2</b>		<b>5</b>		<b>168</b>	

**Tab. 20 Ranking of 10 groups of causes of deaths by residence (municipality) in Kosovo in 2012 (continued)**

Ranking	ICD 10	Diagnosis	Juniku	Mamusha	Hani i Elezit	Graçanica	Ranillugu
			Cases, %	Cases, %	Cases, %	Cases, %	Cases, %
1	I00-I99	Diseases of the circulatory system of blood	5 50.0	2 100.0	20 39.2	1 50.0	7 70.0
2	C00-D48	Tumors	2 20.0	0 0.0	4 7.8	0 0.0	0 0.0
3	R00-R99	Symptoms, signs and abnormal clinical and laboratory findings, not elsewhere	2 20.0	0 0.0	18 35.3	1 50.0	2 20.0
4	J00-J99	Diseases of the respiratory system	0 0.0	0 0.0	6 11.8	0 0.0	0 0.0
5	P00-P96	Certain conditions originating in the perinatal period	1 10.0	0 0.0	1 2.0	0 0.0	0 0.0
6	V01-Y98	External causes of morbidity and mortality	0 0.0	0 0.0	0 0.0	0 0.0	0 0.0
7	E00-E90	Diseases Endocrine, nutritional and metabolic	0 0.0	0 0.0	0 0.0	0 0.0	0 0.0
8	Q00-Q99	Congenital malformations, deformations and chromosomal abnormalities	0 0.0	0 0.0	1 2.0	0 0.0	0 0.0
9	N00-N99	Diseases of the genitourinary system	0 0.0	0 0.0	0 0.0	0 0.0	0 0.0
10	G00-G99	Diseases of the nervous system	0 0.0	0 0.0	0 0.0	0 0.0	1 10.0
		Other diseases	0 0.0	0 0.0	1 2.0	0 0.0	0 0.0
		<b>Total</b>	<b>10 100.0</b>	<b>2 100.0</b>	<b>51 100.0</b>	<b>2 100.0</b>	<b>10 100.0</b>
		<b>Without diagnosis - non-coded</b>	<b>3 23.1</b>	<b>4 66.7</b>	<b>10 16.4</b>	<b>2 50.0</b>	<b>5 33.3</b>
		<b>Total deaths</b>	<b>13</b>	<b>6</b>	<b>61</b>	<b>4</b>	<b>15</b>



**Tab. 20 Ranking of 10 groups of causes of deaths by residence (municipality) in Kosovo in 2012 (continued)**

Ranking	ICD 10	Diagnosis	Parteshi		Klllokoti	
			Cases, %	Cases, %	Cases, %	Cases, %
1	I00-I99	Diseases of the circulatory system of blood	5	38.5	14	73.7
2	C00-D48	Tumors	1	7.7	3	15.8
3	R00-R99	Symptoms, signs and abnormal clinical and laboratory findings, not elsewhere classified	5	38.5	1	5.3
4	J00-J99	Diseases of the respiratory system	1	7.7	0	0.0
5	P00-P96	Certain conditions originating in the perinatal period	0	0.0	0	0.0
6	V01-Y98	External causes of morbidity and mortality	1	7.7	0	0.0
7	E00-E90	Endocrine, nutritional and metabolic diseases	0	0.0	0	0.0
8	Q00-Q99	Congenital malformations, deformations and chromosomal abnormalities	0	0.0	0	0.0
9	N00-N99	Diseases of the genitourinary system	0	0.0	0	0.0
10	G00-G99	Diseases of the nervous system	0	0.0	0	0.0
		Other diseases	0	0.0	1	5.3
		<b>Total</b>	<b>13</b>	<b>100.0</b>	<b>19</b>	<b>100.0</b>
		<b>Without diagnosis - non-coded</b>	<b>12</b>	<b>48.0</b>	<b>0</b>	<b>0.0</b>
		<b>Total deaths</b>	<b>25</b>		<b>19</b>	

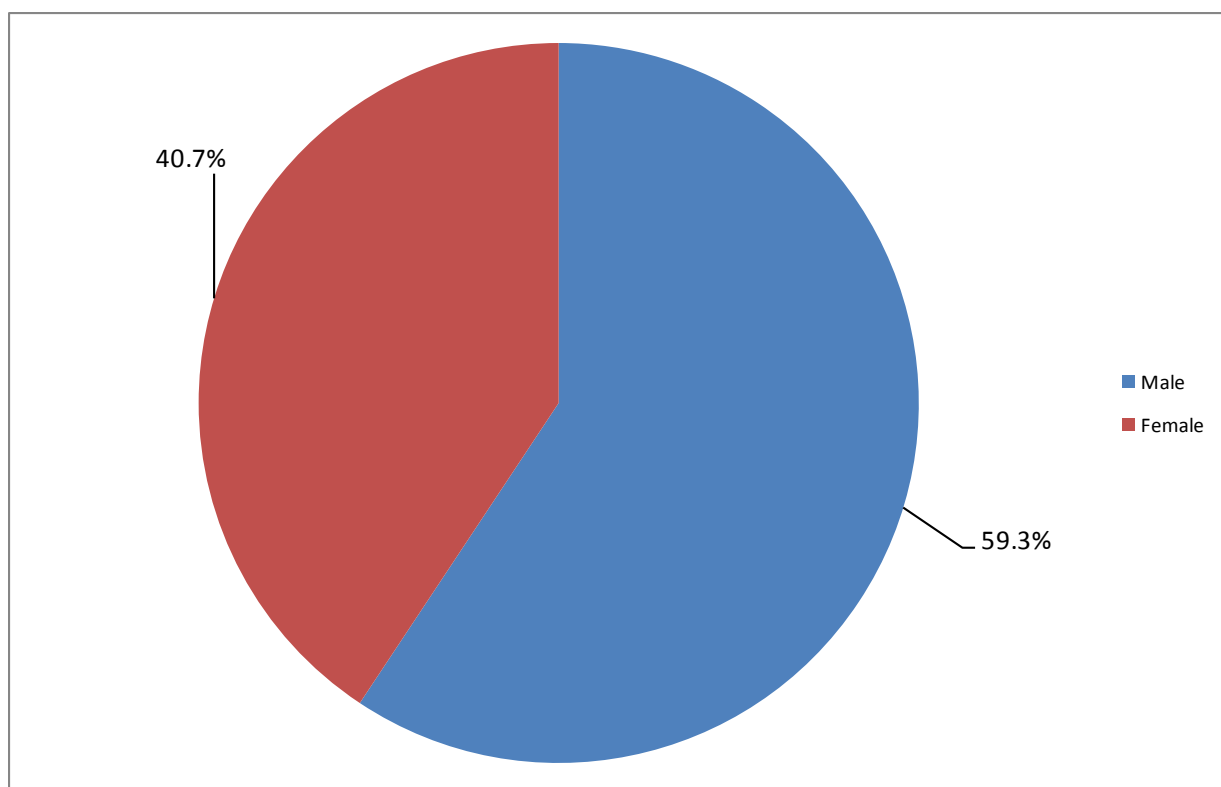


## **CAUSES OF DEATH, 2013**

**Tab.1. Cases of deaths in Kosovo by gender, 2013**

Gender	Number of dead	%
Male	4572	59,3
Female	3135	40,7
Total	7707	100,0

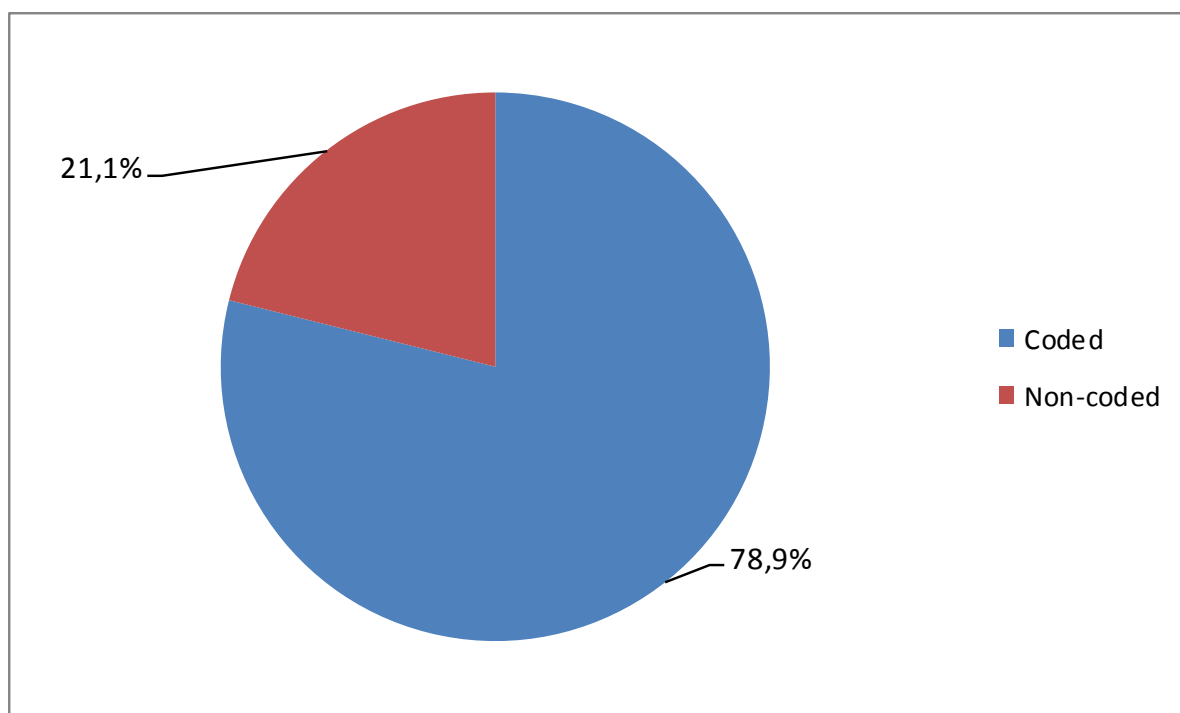
**Graph 1. Deaths in Kosovo by gender, 2013**



In 2013, Kosovo has reported a total of 7707 deaths. 4572 of them or 59.3% were males and 40.7% females of 3135.

**Tab.2. Cases of deaths in Kosovo, encrypted and non encrypted, 2013**

Coding	Number of dead	%
Coded	6081	78,9
Non-coded	1626	21,1
<b>Total</b>	<b>7707</b>	<b>100,0</b>

**Graph 2. Deaths in Kosovo, encrypted and non encrypted, 2013**

From the total number of deaths reported for 2013, coded were 6081 cases of deaths or 78.9% while non-coded were 1,626 or 21.1%. Participation of non-coded cases of 21.1% is due to lack of diagnosis by medical personnel competent to confirm death and causes of death.

**Tab.3. Deaths in Kosovo according to the classification of groups of diseases and participation in 100,000 inhabitants, 2013****T o t a l**

<b>Groups of diseases ICD - 10</b>	<b>Number of cases</b>	<b>%</b>	<b>Ranking</b>	<b>In 100.000</b>
Infectious and parasitic diseases A00-B99	78	1,3	10	4,3
Tumors C00-D48	957	15,7	2	52,6
Diseases of the blood and blood-forming organs and immune disorders D50-D89	6	0,1	14	0,3
Endocrine, nutritional and metabolic diseases E00-E90	102	1,7	7	5,6
Mental and behavioral disorders F00-F99	12	0,2	13	0,7
Diseases of the nervous system G00-G99	66	1,1	11	3,6
Diseases of the circulatory system of blood I00-I99	3549	58,4	1	194,9
Diseases of the respiratory system J00-J99	161	2,6	6	8,8
Diseases of the digestive system K00-K93	83	1,4	9	4,6
Diseases of the skin and subcutaneous tissue L00-L99	0	0,0	18	0,0
Diseases of the skeletal-muscular system and connective tissue (M00-M99)	3	0,0	15	0,2
Diseases of the genitourinary system N00-N99	95	1,6	8	5,2
Pregnancy, childbirth and the puerperium 000-099	1	0,0	17	0,1
Certain conditions originating in the perinatal period P00-P96	218	3,6	4	12,0
Congenital malformations, deformations and chromosomal abnormalities Q00-Q99	43	0,7	12	2,4
Symptoms, signs and abnormal clinical and laboratory findings, not elsewhere classified R00-R99	495	8,1	3	27,2
Injuries, poisonings and other consequences of external agents S00-T98	2	0,0	16	0,1
External causes of morbidity and mortality V01-Y98	210	3,5	5	11,5
<b>Total with diagnosis - coded</b>	<b>6081</b>	<b>100,0</b>		
<b>Without diagnosis - non-coded</b>	<b>1626</b>	<b>21,1</b>		<b>89,3</b>
<b>Total</b>	<b>7707</b>			<b>423,3</b>

Table 3 shows that by codification of causes of death, the first place, according to the ranking, takes Disease of the circulatory system of blood with 58.4% (share in total deaths with diagnosis), the second have a group of diseases Tumors with 15.7%, the third place of the group of diseases have Symptoms, signs and abnormal clinical and laboratory findings not elsewhere classified by 8.1%, and so on according to the table below.

The fourth pillar "deaths per 100,000 inhabitants" calculated the share of each group of diseases in total population.

**Tab.4. Deaths in Kosovo according to the classification of groups of diseases and participation in 100,000 inhabitants, 2013****Male**

<b>Groups of diseases ICD - 10</b>	<b>Number of cases</b>	<b>%</b>	<b>Ranking</b>	<b>In 100.000</b>
Infectious and parasitic diseases A00-B99	46	1,3	9	5,0
C00-D48 Neoplasms Tumors	590	16,6	2	64,4
Diseases of the blood and blood-forming organs and immune disorders D50-D89	3	0,1	14	0,3
Diseases Endocrine, nutritional and metabolic E00-E90	56	1,6	7	6,1
Mental and behavioral disorders F00-F99	6	0,2	13	0,7
Diseases of the nervous system G00-G99	39	1,1	11	4,3
Diseases of the circulatory system I00-I99	2025	56,9	1	221,1
Diseases of the respiratory system J00-J99	90	2,5	6	9,8
Diseases of the digestive system K00-K93	49	1,4	8	5,4
Diseases of the skin and subcutaneous tissue L00-L99	0	0,0	17	0,0
Diseases of the skeletal-muscular system and connective tissue (M00-M99)	2	0,1	15	0,2
Diseases of the genitourinary system N00-N99	44	1,2	10	4,8
Certain conditions originating in the perinatal period P00-P96	124	3,5	5	13,5
Congenital malformations, deformations and chromosomal abnormalities Q00-Q99	22	0,6	12	2,4
Symptoms, signs and abnormal clinical and laboratory findings, not elsewhere classified R00-R99	286	8,0	3	31,2
Injuries, poisonings and other consequences of external agents S00-T98	1	0,0	16	0,1
External causes of morbidity and mortality V01-Y98	173	4,9	4	18,9
<b>Total with diagnosis - coded</b>	<b>3556</b>	<b>100,0</b>		
<b>Without diagnosis - non-coded</b>	<b>1016</b>	<b>22,2</b>		110,9
<b>Total</b>	<b>4572</b>			499,2

Table 4 shows that by codification of causes of death among males, the first place, according to the ranking, takes Disease of the circulatory system of blood with 56.9% (participation in all male deaths with diagnosis), the second have a group of disease Tumors with 16.6%, the third place of the group have Disease symptoms, signs and abnormal clinical and laboratory findings not elsewhere classified by 8.0%, and so on according to the table below.

The fourth pillar "deaths per 100,000 inhabitants" calculates the share of each group of diseases in total population - Male.

**Tab.5. Deaths in Kosovo according to the classification of groups of diseases and participation in 100,000 inhabitants, 2013****F e m a l e**

<b>Groups of diseases ICD - 10</b>	<b>Number of cases</b>	<b>%</b>	<b>Ranking</b>	<b>In 100.000</b>
Infectious and parasitic diseases A00-B99	32	1,3	10	3,5
C00-D48 Neoplasms Tumors	367	14,5	2	40,6
Diseases of the blood and blood-forming organs and immune disorders D50-D89	3	0,1	14	0,3
Diseases Endocrine, nutritional and metabolic E00-E90	46	1,8	7	5,1
Mental and behavioral disorders F00-F99	6	0,2	13	0,7
Diseases of the nervous system G00-G99	27	1,1	11	3,0
Diseases of the circulatory system I00-I99	1524	60,4	1	168,4
Diseases of the respiratory system J00-J99	71	2,8	5	7,8
Diseases of the digestive system K00-K93	34	1,3	9	3,8
Diseases of the skin and subcutaneous tissue L00-L99	0	0,0	18	0,0
Diseases of the skeletal-muscular system and connective tissue (M00-M99)	1	0,0	15	0,1
Diseases of the genitourinary system N00-N99	51	2,0	6	5,6
Pregnancy, childbirth and the puerperium O00-O99	1	0,0	16	0,1
Certain conditions originating in the perinatal period P00-P96	94	3,7	4	10,4
Congenital malformations, deformations and chromosomal abnormalities Q00-Q99	21	0,8	12	2,3
Symptoms, signs and abnormal clinical and laboratory findings, not elsewhere classified R00-R99	209	8,3	3	23,1
Injuries, poisonings and other consequences of external agents S00-T98	1	0,0	17	0,1
External causes of morbidity and mortality V01-Y98	37	1,5	8	4,1
<b>Total with diagnosis - coded</b>	<b>2525</b>	<b>100,0</b>		279,1
<b>Without diagnosis - non-coded</b>	<b>610</b>	<b>19,5</b>		67,4
<b>Total</b>	<b>3135</b>			346,5

Table 5 shows that by codification of causes of death among females, the first place, according to the ranking, have Disease of the circulatory system of blood with 60.4% (share in total female deaths with diagnosis), the second have a group of diseases Tumors with 14.5%, the third place of the group of diseases have Symptoms, signs and abnormal clinical and laboratory findings not elsewhere classified with 8.3%, and so on according to the table below.

The fourth pillar "deaths per 100,000 inhabitants" calculates the share of each group of diseases in total population - Female.



Tab. 6. Ranking of the 0 groups of causes of deaths in Kosovo in 2013

<b>T o t a l</b>				
<b>Ranking</b>	<b>ICD - 10</b>	<b>Diagnosis</b>	<b>Number</b>	<b>%</b>
1	I00-I99	Diseases of the circulatory system	3549	58,4
2	C00-D48	tumors	957	15,7
3	R00-R99	Symptoms, signs and abnormal clinical and laboratory findings, not elsewhere	495	8,1
4	P00-P96	Certain conditions originating in the perinatal period	218	3,6
5	V01-Y98	Diseases of the respiratory system	210	3,5
6	J00-J99	Diseases of the genitourinary system	161	2,6
7	E00-E90	Endocrine, nutritional and metabolic	102	1,7
8	N00-N99	External causes of morbidity and mortality	95	1,6
9	K00-K93	Diseases of the digestive system	83	1,4
10	A00-B99	Infectious and parasitic diseases	78	1,3
		Other diseases	133	2,2
		<b>A total of 10 reasons</b>	<b>6081</b>	<b>100,0</b>
		<b>Without diagnosis - non-coded</b>	<b>1626</b>	<b>21,10</b>
		<b>Total deaths</b>	<b>7707</b>	

Tab.7. Ranking of the 0 groups of causes of deaths in Kosovo in 2013

## Male

Ranking	ICD - 10	Diagnosis	Number	%
1	I00-I99	Diseases of the circulatory system	2025	56,9
2	C00-D48	Tumors	590	16,6
3	R00-R99	Symptoms, signs and abnormal clinical and laboratory findings, not elsewhere	286	8,0
4	V01-Y98	Certain conditions originating in the perinatal period	173	4,9
5	P00-P96	Diseases of the respiratory system	124	3,5
6	J00-J99	Diseases of the genitourinary system	90	2,5
7	E00-E90	Endocrine, nutritional and metabolic	56	1,6
8	K00-K93	External causes of morbidity and mortality	49	1,4
9	A00-B99	Diseases of the digestive system	46	1,3
10	N00-N99	Infectious and parasitic diseases	44	1,2
		Other diseases	73	2,1
		<b>A total of 10 reasons</b>	<b>3556</b>	<b>100,0</b>
		<b>Without diagnosis - non-coded</b>	<b>1016</b>	<b>22,2</b>
		<b>Total deaths</b>	<b>4572</b>	

Tab.8. Ranking of the 0 groups of causes of deaths in Kosovo in 2013

## Female

Ranking	ICD - 10	Diagnosis	Number	%
1	I00-I99	Diseases of the circulatory system	1524	60,4
2	C00-D48	Tumors	367	14,5
3	R00-R99	Symptoms, signs and abnormal clinical and laboratory findings, not elsewhere	209	8,3
4	P00-P96	Certain conditions originating in the perinatal period	94	3,7
5	J00-J99	Diseases of the respiratory system	71	2,8
6	N00-N99	Diseases of the genitourinary system	51	2,0
7	E00-E90	Endocrine, nutritional and metabolic	46	1,8
8	V01-Y98	External causes of morbidity and mortality	37	1,3
9	K00-K93	Diseases of the digestive system	34	1,3
10	A00-B99	Infectious and parasitic diseases	32	1,3
		Other diseases	60	2,4
		<b>A total of 10 reasons</b>	<b>2525</b>	<b>100,0</b>
		<b>Without diagnosis - non-coded</b>	<b>610</b>	<b>19,5</b>
		<b>Total deaths</b>	<b>3135</b>	

**Tab. 9. Deaths in Kosovo by age group and group of disease for 2013**

Groups of diseases ICD - 10	Age group																	
	0-14			15-29			30-34			35-59			60+			Total		
	M	F	%	M	F	%	M	F	%	M	F	%	M	F	%	M	F	Total
Infectious and parasitic diseases A00-B99	1	2	0,0	3	1	0,1	2	2	0,1	16	5	0,3	24	22	0,8	46	32	78
C00-D48 Neoplasms Tumors	4	10	0,2	8	7	0,2	7	9	0,3	151	129	4,6	420	212	10,4	590	367	957
Diseases of the blood and blood-forming organs and immune disorders D50-D89	0	0	0,0	0	0	0,0	0	0	0,0	1	0	0,0	2	3	0,1	3	3	6
Diseases Endocrine, nutritional and metabolic E00-E90	2	1	0,0	0	1	0,0	0	0	0,0	11	1	0,2	43	43	1,4	56	46	102
Mental and behavioral disorders F00-F99	0	0	0,0	0	0	0,0	1	0	0,0	2	1	0,0	3	5	0,1	6	6	12
Diseases of the nervous system G00-G99	7	2	0,1	4	4	0,1	0	0	0,0	6	6	0,2	22	15	0,6	39	27	66
Diseases of the circulatory system I00-I99	21	11	0,5	15	10	0,4	14	14	0,5	313	183	8,2	1662	1306	48,8	2025	1524	3549
Diseases of the respiratory system J00-J99	3	1	0,1	0	1	0,0	0	0	0,0	11	12	0,4	76	57	2,2	90	71	161
Diseases of the digestive system K00-K93	1	0	0,0	3	0	0,0	2	2	0,1	10	6	0,3	33	26	1,0	49	34	83
Diseases of the skin and subcutaneous tissue L00-L99	0	0	0,0	0	0	0,0	0	0	0,0	0	0	0,0	0	0	0,0	0	0	0
Diseases of the skeletal-muscular system and connective tissue (M00-M99)	0	0	0,0	1	0	0,0	0	1	0,0	1	0	0,0	0	0	0,0	2	1	3
Diseases of the genitourinary system N00-N99	0	2	0,0	0	1	0,0	1	0	0,0	6	9	0,2	37	39	1,2	44	51	95
Pregnancy, childbirth and the puerperium O00-O99	0	0	0,0	0	0	0,0	0	1	0,0	0	0	0,0	0	0	0,0	0	1	1
Certain conditions originating in the perinatal period P00-P96	124	94	5,2	0	0	0,0	0	0	0,0	0	0	0,0	0	0	0,0	124	94	218
Congenital malformations, deformations and chromosomal abnormalities Q00-Q99	20	19	0,6	1	1	0,0	1	0	0,0	0	1	0,0	0	0	0,0	22	21	43
Symptoms, signs and abnormal clinical and laboratory findings, not elsewhere classified R00-R99	6	2	0,1	5	4	0,1	6	0	0,1	50	20	1,2	219	183	6,6	286	209	495
Injuries, poisonings and other consequences of external agents S00-T98	0	0	0,0	0	0	0,0	0	0	0,0	0	0	0,0	1	1	0,0	1	1	2
External causes of morbidity and mortality V01-Y98	12	8	0,3	46	9	0,9	13	4	0,3	71	9	1,3	31	7	0,6	173	37	210
<b>Total with diagnosis - coded</b>	<b>201</b>	<b>152</b>	<b>5,8</b>	<b>86</b>	<b>39</b>	<b>2,1</b>	<b>47</b>	<b>33</b>	<b>1,3</b>	<b>649</b>	<b>382</b>	<b>17,0</b>	<b>2573</b>	<b>1919</b>	<b>73,9</b>	<b>3556</b>	<b>2525</b>	<b>6081</b>

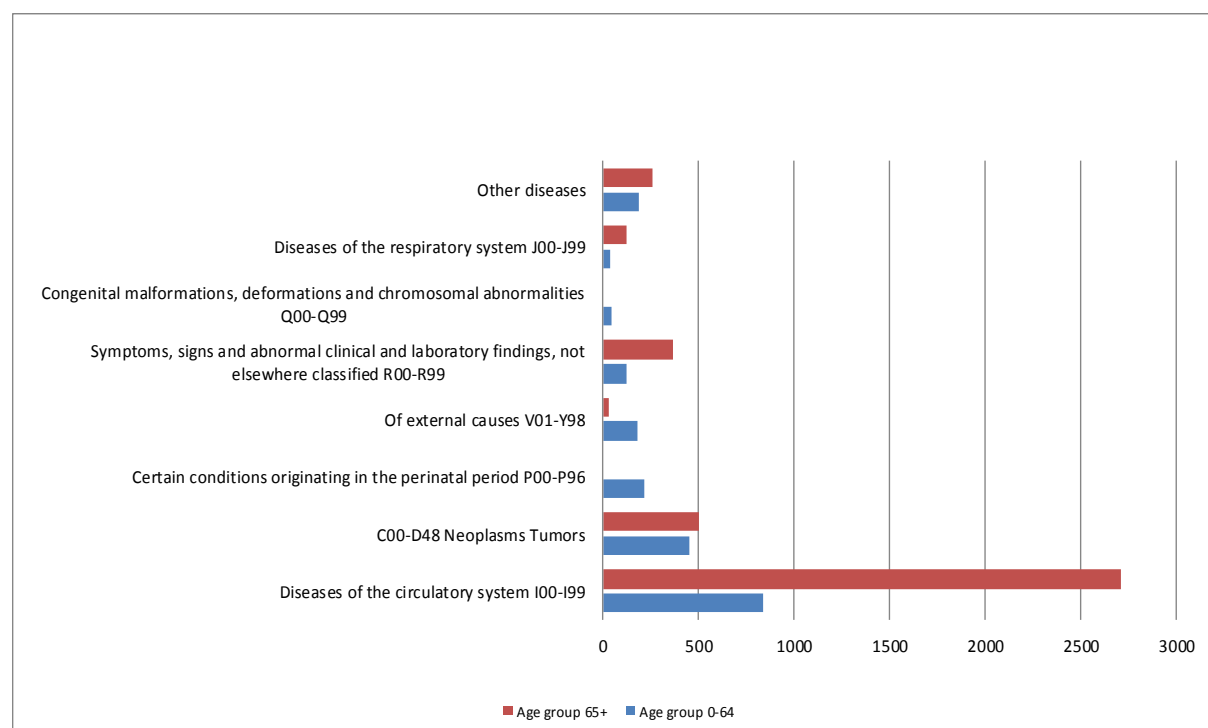
**Tab.10. Groups of diseases by age group and report of the age group of diseases 2013**

Groups of diseases ICD - 10	Age group		Total	Age group %		(0-64)+(65+) %
	0-64	65+		0-64	65+	
Infectious and parasitic diseases A00-B99	43	35	78	55,1	44,9	100,0
C00-D48 Neoplasms Tumors	452	505	957	47,2	52,8	100,0
Diseases of the blood and blood-forming organs and immune disorders D50-D89	4	2	6	66,7	33,3	100,0
Endocrine, nutritional and metabolic E00-E90	30	72	102	29,4	70,6	100,0
Mental and behavioral disorders F00-F99	5	7	12	41,7	58,3	100,0
Diseases of the nervous system G00-G99	33	33	66	50,0	50,0	100,0
Diseases of the circulatory system I00-I99	839	2710	3549	23,6	76,4	100,0
Diseases of the respiratory system J00-J99	39	122	161	24,2	75,8	100,0
Diseases of the digestive system K00-K93	32	51	83	38,6	61,4	100,0
Diseases of the skin and subcutaneous tissue L00-L99	0	0	0	0,0	0,0	0,0
Diseases of the muscular-skeletal system and connective tissue M00-M99	3	0	3	100,0	0,0	100,0
Diseases of the genitourinary system N00-N99	35	60	95	36,8	63,2	100,0
Pregnancy, childbirth and the puerperium O00-O99	1	0	1	100,0	0,0	100,0
Certain conditions originating in the perinatal period P00-P96	218	0	218	100,0	0,0	100,0
Congenital malformations, deformations and chromosomal abnormalities Q00-Q99	43	0	43	100,0	0,0	100,0
Symptoms, signs and abnormal clinical and laboratory findings, not elsewhere classified R00-R99	127	368	495	25,7	74,3	100,0
Injuries, poisonings and other consequences of external agendas S00-T98	0	2	2	0,0	100,0	100,0
External causes of morbidity and mortality V01-Y98	181	29	210	86,2	13,8	100,0
<b>Total with diagnosis - coded</b>	<b>2085</b>	<b>3996</b>	<b>6081</b>	<b>34,3</b>	<b>65,7</b>	<b>100,0</b>
<b>Without diagnosis - non-coded</b>	<b>586</b>	<b>1040</b>	<b>1626</b>	<b>36,0</b>	<b>64,0</b>	<b>100,0</b>
<b>Total</b>	<b>2671</b>	<b>5036</b>	<b>7707</b>	<b>34,7</b>	<b>65,3</b>	<b>100,0</b>

Table 10 provides data presented in absolute and relative numbers. The first two columns present group of disease at diagnosis for total age group. To group diseases circulatory system dominates 65+ of age group with 76.4%. Tumors are in second place with 47.2% of the 0-64 age group and 52.8% of the 65+ age group, and so on. Two other columns present participation of age group in the total group-related disease. Symptoms, signs and abnormal clinical and laboratory findings not elsewhere in the age group 0-64 participate with 25.7%, while the 65+ age group accounts for 74.3% Group of respiratory disease in the age group 0-64 participates with 24.2% and the 65+ age group accounts for 75.8%.

**Tab.11. Deaths in Kosovo by age group and groups the most common diseases in 2013**

Groups of diseases ICD - 10	Age group		Total	Age group %		Total
	0-64	65+		0-64	65+	
Diseases of the circulatory system I00-I99	839	2710	3549	23,6	76,4	100,0
C00-D48 Neoplasms Tumors	452	505	957	47,2	52,8	100,0
Certain conditions originating in the perinatal period P00-P96	218	0	218	100,0	0,0	100,0
Of external causes V01-Y98	181	29	210	86,2	13,8	100,0
Symptoms, signs and abnormal clinical and laboratory findings, not elsewhere classified R00-R99	127	368	495	25,7	74,3	100,0
Congenital malformations, deformations and chromosomal abnormalities Q00-Q99	43	0	43	100,0	0,0	100,0
Diseases of the respiratory system J00-J99	39	122	161	24,2	75,8	100,0
Other diseases	186	262	448	41,5	58,5	100,0
<b>Total with diagnosis - coded</b>	<b>2085</b>	<b>3996</b>	<b>6081</b>	<b>34,3</b>	<b>65,7</b>	<b>100,0</b>
<b>Without diagnosis - non-coded</b>	<b>586</b>	<b>1040</b>	<b>1626</b>	<b>36,0</b>	<b>64,0</b>	<b>100,0</b>

**Graph 3. The dead by age group and more frequent diseases in 2013**

Tab.12. Tabular registration of causes of death by gender for 2013

DISEASES OR EXTERNAL CAUSES	ICD -10	GENDER	NO. OF DEAD	%
Total deaths		Total	7707	100,0
		Male	4572	59,3
		Female	3135	40,7
All causes of death	A00-Y99	Total	6081	78,9
		Male	3556	77,8
		Female	2525	80,5
Infectious and parasitic diseases	A00-B99	Total	78	1,3
		Male	46	1,3
		Female	32	1,3
Tumors	C00-D48	Total	957	15,7
		Male	590	16,6
		Female	367	14,5
Diseases of the blood and blood-forming organs and disorders involving the immune system	D50-D89	Total	6	0,1
		Male	3	0,1
		Female	3	0,1
Endocrine, nutritional and metabolic diseases	E00-E90	Total	102	1,7
		Male	56	1,6
		Female	46	1,8
Mental and behavioral diseases	F00-F99	Total	12	0,2
		Male	6	0,2
		Female	6	0,2
Diseases of the nervous system	G00-G99	Total	66	1,1
		Male	39	1,1
		Female	27	1,1
Diseases of the circulatory system of blood	I00-I99	Total	3549	58,4
		Male	2025	56,9
		Female	1524	60,4
Diseases of the respiratory system	J00-J99	Total	161	2,6
		Male	90	2,5
		Female	71	2,8

**Tab.12. Tabular registration of causes of death by gender for 2013 (continued)**

DISEASES OR EXTERNAL CAUSES	ICD -10	GENDER	NO. OF DEAD	%
Diseases of the digestive system	K00-K93	Total	83	1,4
		Male	49	1,4
		Female	34	1,3
Diseases of the skin and subcutaneous tissue	L00-L99	Total	0	0,0
		Male	0	0,0
		Female	0	0,0
Diseases of the skeletal-muscular system and connective tissue	M00-M99	Total	3	0,0
		Male	2	0,0
		Female	1	0,0
Diseases of the genitourinary system	N00-N99	Total	95	1,6
		Male	44	1,2
		Female	51	2,0
Pregnancy, childbirth and the puerperium	O00-O99	Total	1	0,0
		Male	0	0,0
		Female	1	0,0
Certain conditions originating in the perinatal period	P00-P96	Total	218	3,6
		Male	124	3,5
		Female	94	3,7
Congenital malformations, deformations and chromosomal abnormalities	Q00-Q99	Total	43	0,7
		Male	22	0,6
		Female	21	0,8
Symptoms, signs and abnormal clinical and laboratory findings non-classified elsewhere	R00-R99	Total	495	8,1
		Male	286	8,0
		Female	209	8,3
Injuries, poisonings and other consequences of external agents	S00-T98	Total	2	0,0
		Male	1	0,0
		Female	1	0,0
External causes of morbidity and mortality	V01-Y98	Total	210	3,5
		Male	173	4,9
		Female	37	1,5

Table 12 presents data grouped by disease groups and gender in absolute and relative numbers. Relative numbers, ranging from disease group A00-B99 and so on, present participation of group of diseases in total number of death with diagnosis (6081) and by gender.



**Tab.13. Tabular registration of 65 causes of deaths in Kosovo 2013 "European Shortlist"**

TYPE OF DISEASE	ICD 10 code	Gender	No. of dead
<b>Total deaths</b>		Total	<b>7707</b>
		Male	<b>4572</b>
		Female	<b>3135</b>
<b>All causes of death</b>	<b>A00-Y89</b>	Total	<b>6081</b>
		Male	<b>3556</b>
		Female	<b>2525</b>
<b>Without diagnosis - noncoded</b>		Total	<b>1626</b>
		Male	1016
		Female	610
<b>Infectious and parasitic diseases</b>	<b>A00-B99</b>	Total	<b>78</b>
		Male	46
		Female	32
Tuberculosis	A15-A19,B90	Total	<b>24</b>
		Male	17
		Female	7
Meningitis infection	A39	Total	<b>0</b>
		Male	0
		Female	0
AIDS (HIV disease)	B20-B24	Total	<b>0</b>
		Male	0
		Female	0
Viral hepatitis	B15-B19	Total	<b>3</b>
		Male	2
		Female	1
<b>Tumors</b>	<b>C00-D48</b>	Total	<b>957</b>
		Male	590
		Female	367
Malignant tumors	C00-C97	Total	<b>954</b>
		Male	587
		Female	367
Malignant neoplasm of mouth	C00-C14	Total	<b>15</b>
		Male	8
		Female	7

**Tab.13. Tabular registration of 65 causes of deaths in Kosovo 2013 "European Shortlist" (continued)**

TYPE OF DISEASE	ICD 10 code	Gender	No. of dead
Malignant neoplasm of the esophagus	C15	Total	<b>8</b>
		Male	6
		Female	2
Malignant neoplasm of stomach	C16	Total	<b>69</b>
		Male	48
		Female	21
Malignant neoplasms of the colon	C18	Total	<b>42</b>
		Male	28
		Female	14
Rektosigmoidale malignant neoplasms, malignant neoplasm of the rectum, anus and anal canal	C19,C20,C21	Total	<b>39</b>
		Male	24
		Female	15
Malignant neoplasm of the liver and the reader, interahepatik	C22	Total	<b>71</b>
		Male	39
		Female	32
Malignant neoplasm of the pancreas	C25	Total	<b>60</b>
		Male	40
		Female	20
Malignant neoplasm of the larynx, the trahes, bronchial and pulmonary	C32-C34	Total	<b>287</b>
		Male	231
		Female	56
Malignant melanoma of the skin	C43	Total	<b>9</b>
		Male	5
		Female	4
Malignant breast neoplasm	C50	Total	<b>51</b>
		Male	1
		Female	50
Malignant neoplasm of the cervix	C53	Total	<b>3</b>
		Male	0
		Female	3
Malignant neoplasm of the cervix and uterus body	C54-C55	Total	<b>23</b>
		Male	0
		Female	23
Malignant ovarian neoplasm	C56	Total	<b>11</b>
		Male	0
		Female	11

**Tab.13. Tabular registration of 65 causes of deaths in Kosovo 2013 "European Shortlist" (continued)**

TYPE OF DISEASE	ICD 10 code	Gender	No. of dead
Malignant neoplasm of prostate	C61	Total	<b>29</b>
		Male	29
		Female	0
Malignant neoplasms of the kidney, renal pelvis, with the exception of	C64	Total	<b>16</b>
		Male	7
		Female	9
Malignant neoplasm of the bladder	C67	Total	<b>25</b>
		Male	18
		Female	7
Hematopoietic lymphoma and malignant tumors	C81-C96	Total	<b>57</b>
		Male	26
		Female	31
<b>Diseases of the blood and blood-forming organs and immune disorders</b>	<b>D50-D89</b>	Total	<b>6</b>
		Male	3
		Female	3
<b>Endocrine diseases</b>	<b>E00-E90</b>	Total	<b>102</b>
		Male	56
		Female	46
Diabetes mellitus	E10-E14	Total	<b>95</b>
		Male	51
		Female	44
<b>Mental and behavioral diseases</b>	<b>F00-F99</b>	Total	<b>12</b>
		Male	6
		Female	6
Mental disorders due to alcohol use	F10	Total	<b>0</b>
		Male	0
		Female	0
Mental disturbance due to the use of psychoactive substances	F11-F16,F18-F19	Total	<b>2</b>
		Male	1
		Female	1
<b>Diseases of the nervous system</b>	<b>G00-H95</b>	Total	<b>66</b>
		Male	39
		Female	27
Meningitis	G00-G03	Total	<b>4</b>
		Male	2
		Female	2

**Tab.13. Tabular registration of 65 causes of deaths in Kosovo 2013 "European Shortlist" (continued)**

TYPE OF DISEASE	ICD 10 code	Gender	No. of dead
<b>Diseases of the circulatory system</b>	<b>I00-I99</b>	Total	<b>3549</b>
		Male	2025
		Female	1524
Ischemic heart disease	I20-I25	Total	<b>504</b>
		Male	321
		Female	183
Other heart diseases	I30-I33, I39-I52	Total	<b>2150</b>
		Male	1224
		Female	926
Cerebrovascular diseases	I60-I69	Total	<b>750</b>
		Male	393
		Female	357
<b>Diseases of the respiratory system</b>	<b>J00-J99</b>	Total	<b>161</b>
		Male	90
		Female	71
Influenza caused by viruses identified and unidentified	J10-J11	Total	<b>1</b>
		Male	1
		Female	0
Pneumonia	J12-J18	Total	<b>12</b>
		Male	5
		Female	7
Chronic diseases of the respiratory system (below)	J40-J47	Total	<b>61</b>
		Male	39
		Female	22
Asthma	J45-J46	Total	<b>19</b>
		Male	13
		Female	6
<b>Diseases of the digestive system</b>	<b>K00-K93</b>	Total	<b>83</b>
		Male	49
		Female	34
Ulcer	K25-K28	Total	<b>7</b>
		Male	5
		Female	2
Chronic liver disease	K70, K73-K74	Total	<b>33</b>
		Male	15
		Female	18

**Tab.13. Tabular registration of 65 causes of deaths in Kosovo 2013 "European Shortlist" (continued)**

TYPE OF DISEASE	ICD 10 code	Gender	No. of dead
Diseases of the skin and subcutaneous tissue	<b>L00-L99</b>	Total	<b>0</b>
		Male	0
		Female	0
Diseases of the skeletal-muscular system and connective tissue	<b>M00-M99</b>	Total	<b>3</b>
		Male	2
		Female	1
Arthrit, rheumatoid and artroza	M05-M06, M15-M19	Total	<b>0</b>
		Male	0
		Female	0
Diseases of the genitourinary system	<b>N00-N99</b>	Total	<b>95</b>
		Male	44
		Female	51
Genitourinary system diseases	N00-N29	Total	<b>95</b>
		Male	44
		Female	51
Pregnancy, childbirth and the puerperium	<b>O00-O99</b>	Total	<b>1</b>
		Male	0
		Female	1
Certain conditions originating in the perinatal period	<b>P00-P96</b>	Total	<b>218</b>
		Male	124
		Female	94
Congenital malformations, deformations and abnormalities chomosomal	<b>Q00-Q99</b>	Total	<b>43</b>
		Male	22
		Female	21
Microcephaly and congenital malformations of the nervous system	Q00-Q07	Total	<b>9</b>
		Male	3
		Female	6
Congenital malformations of circulatory system	Q20-Q28	Total	<b>24</b>
		Male	13
		Female	11
Symptoms, signs and abnormal clinical and laboratory findings, not elsewhere	<b>R00-R99</b>	Total	<b>495</b>
		Male	286
		Female	209
Sudden death syndrome infatile	R95	Total	<b>1</b>
		Male	1
		Female	0

**Tab.13. Tabular registration of 65 causes of deaths in Kosovo 2013 "European Shortlist" (continued)**

TYPE OF DISEASE	ICD 10 code	Gender	No. of dead
Reasons not sufficiently defined and unknown causes of mortality	R96-R99	Total	<b>445</b>
		Male	261
		Female	184
<b>External causes of morbidity and mortality</b>	<b>V01-Y89</b>	Total	<b>210</b>
		Male	173
		Female	37
Fatality	V01-X59	Total	<b>149</b>
		Male	124
		Female	25
Disaster, fatality in transport	V01-V99	Total	<b>124</b>
		Male	100
		Female	24
Disaster from collapse	W00-W19	Total	<b>4</b>
		Male	4
		Female	0
Poisoning	X40-X49	Total	<b>0</b>
		Male	0
		Female	0
Deliberate self-harm	X60-X84	Total	<b>13</b>
		Male	8
		Female	5
Attack	X85-Y09	Total	<b>34</b>
		Male	31
		Female	3
Events of unknown origin	Y10-Y34	Total	<b>14</b>
		Male	10
		Female	4

Table 13 is done according to Eurostat standards - requirements.

**Tab. 14. Infant deaths in Kosovo by group of disease in 2013**

	<b>Groups of diseases ICD - 10</b>	<b>Number</b>	<b>%</b>	<b>Ranking</b>
I	Infectious and parasitic diseases A00-B99	1	0,4	6
II	C00-D48 Neoplasms Tumors	1	0,4	
III	Diseases of the blood and blood-forming organs and immune disorders D50-D89	0	0,0	
IV	Diseases Endocrine, nutritional and metabolic E00-E90	1	0,4	
V	Mental and behavioral disorders F00-F99	0	0,0	
VI	Diseases of the nervous system G00-G99	4	1,5	4
VII	Diseases of the circulatory system I00-I99	10	3,6	3
VIII	Diseases of the respiratory system J00-J99	1	0,4	
IX	Diseases of the digestive system K00-K93	1	0,4	
X	Diseases of the skin and subcutaneous tissue L00-L99	0	0,0	
XI	Diseases of the genitourinary system N00-N99	1	0,4	
XII	Certain conditions originating in the perinatal period P00-P96	218	79,6	1
XIII	Congenital malformations, deformations and chromosomal abnormalities Q00-Q99	32	11,7	2
XIV	Symptoms, signs and abnormal clinical and laboratory findings, not elsewhere classified R00-R99	3	1,1	5
XV	Injuries, poisonings and other consequences of external agents S00-T98	0	0,0	
XVI	External causes of morbidity and mortality V01-Y98	1	0,4	
	<b>Total with diagnosis - coded</b>	<b>274</b>	<b>100,0</b>	
	<b>Without diagnosis - non-coded</b>	<b>7</b>	<b>2,5</b>	
	<b>Total</b>	<b>281</b>		

Table 14 presents data for infant deaths grouped by group of diseases. Of all infant deaths, 7 were without diagnosis. The most dominating group of diseases of infants was Certain conditions originating in the perinatal period with a total of 218 cases or 79.6% of infant deaths. Second place by the number takes of group of diseases takes Congenital malformations, deformations and chromosomal abnormalities in 32 cases or 11.7% of infant deaths, and so on.

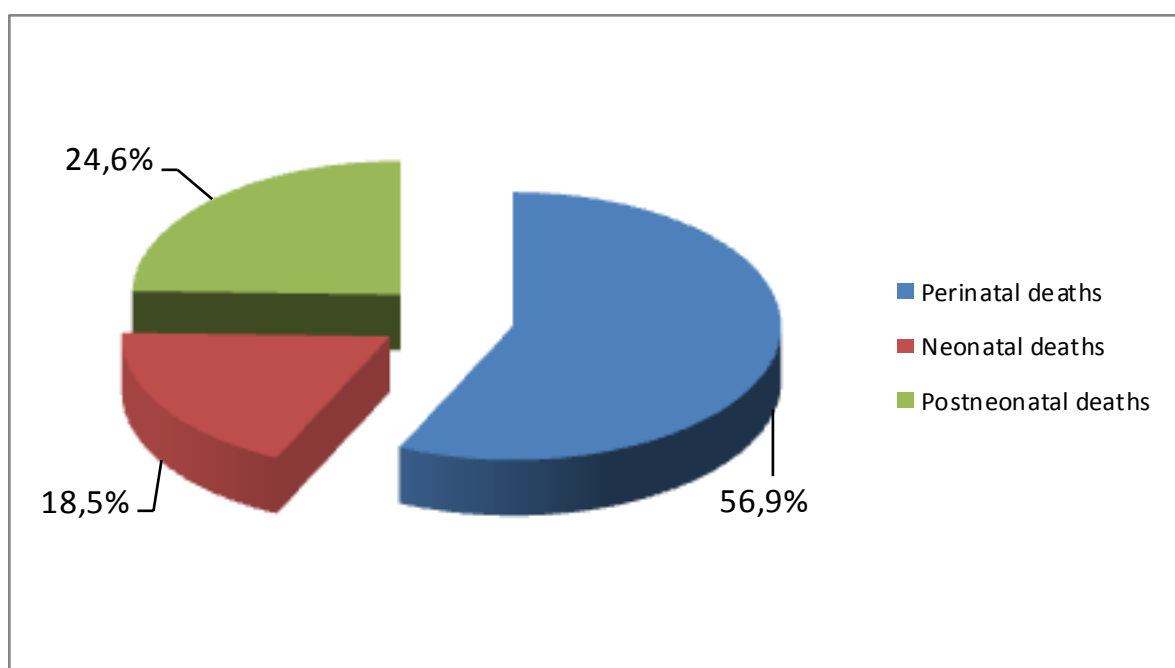
**Tab.15. Infant deaths according to the most common group of diseases in Kosovo for 2013**

<b>Groups of diseases ICD - 10</b>	<b>Number</b>	<b>Ranking</b>	<b>%</b>
Certain conditions originating in the perinatal period P00-P96	218	1	79,6
Congenital malformations, deformations and chromosomal abnormalities Q00-Q99	32	2	11,7
Diseases of the circulatory system I00-I99	10	3	3,6
Diseases of the nervous system G00-G99	4	4	1,5
Symptoms, signs and abnormal clinical and laboratory findings, not elsewhere classified R00-R99	3	5	1,1
Infectious and parasitic diseases A00-B99	1	6	0,4
Other diseases	6	7	2,2
Without diagnosis	7		2,5
<b>Total with diagnosis - coded</b>	<b>281</b>		<b>100,0</b>



**Tab.16. Infant deaths by age, 2013**

Age of infant	No. of cases	%
Perinatal deaths	160	56,9
Neonatal deaths	52	18,5
Postneonatal deaths	69	24,6
<b>Total</b>	<b>281</b>	<b>100,0</b>

**Graph 4. Infant deaths by age, 2013**

Perinatal deaths.....0 up to 6 days after alive birth

Neonatal deaths.....7 to 27 days after alive birth

Postneonatal deaths.....28 days to 1 year after alive birth

Table 16 shows that perinatal period of infant deaths dominates with 160 cases or 56.9%, second place takes postneonatal deaths with 69 cases or 24.6% and the third place is occupied by neonatal period of infant deaths with 52 cases or 18.5 %.

**Tab.17. Violent deaths, 2013**

Types of violent deaths	No. of cases	%
Fatality	171	69,2
Suicide	44	17,8
Homicide	32	13,0
<b>Total</b>	<b>247</b>	<b>100,0</b>

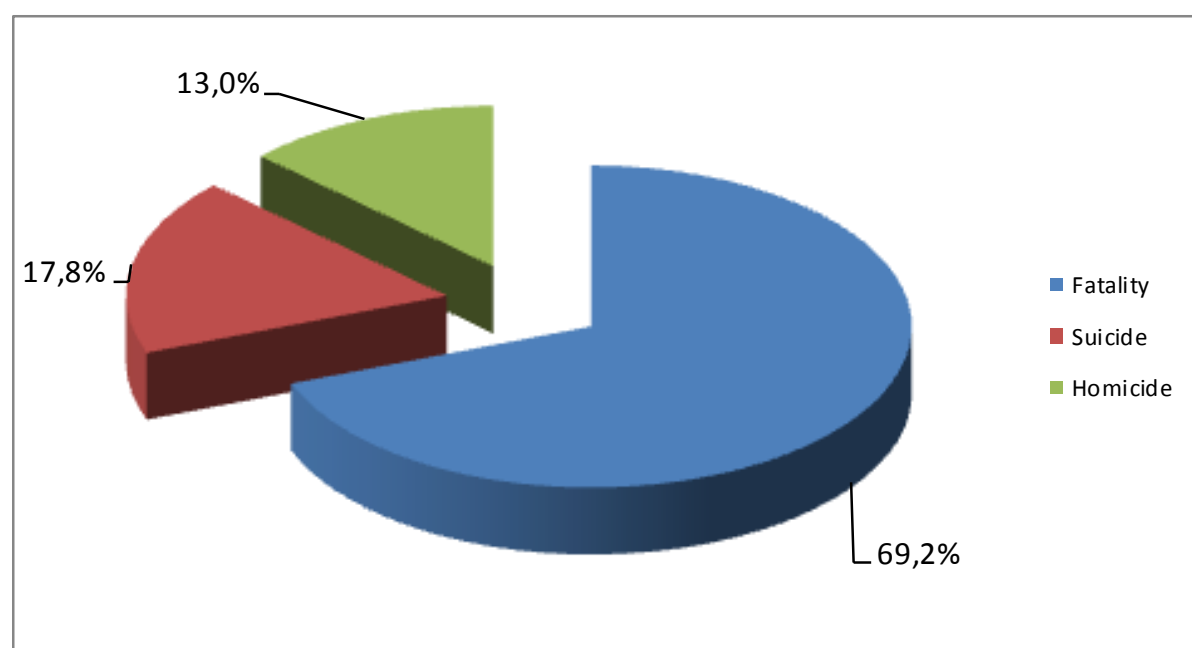
**Graph 5. Violent deaths by type, 2013**

Table 17 presents violent deaths in absolute and relative numbers. Dominate fatalites with 171 cases or 69.2%, suicide ranked second with 44 cases or 17.8% and in the end were 32 cases of himicide or 13%.

**Tab. 18. Fatalities according to the place of occurrence, 2013**

Code	Event happened	No. of cases	%
1	Factory, mine, etc.	1	0,6
2	Road, rail, air line	66	38,6
3	On the field, mountain, river, lake	13	7,6
4	Flat, building	12	7,0
5	Elsewhere	6	3,5
9	Unknown	73	42,7
	<b>Total</b>	171	100,0

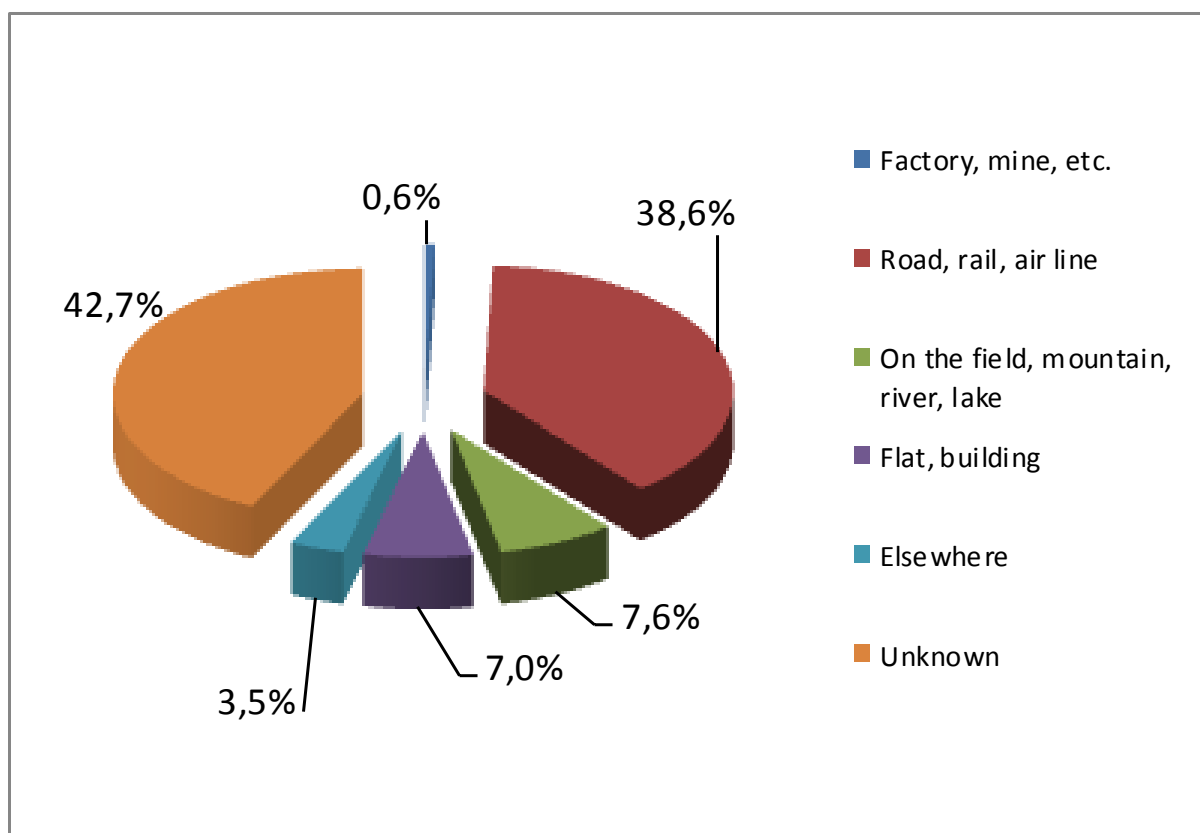
**Graph 6. Fatalities according to the place of occurrence, 2013**

Table 18 shows fatalities or accidents by place of event, cases with greater frequency have occurred in roads, railways and air lines with 66 cases or 38.6% of all accidents.

**Tab.19. Fatalities, 2013**

Code	Event happened:	No. of cases	%
1	At work	6	3,5
2	Coming back from work	4	2,3
3	Working at home	13	7,6
4	At leisure	30	17,5
9	Unknown	118	69,0
	Total	171	100,0

**Graph 7. The event occurred**

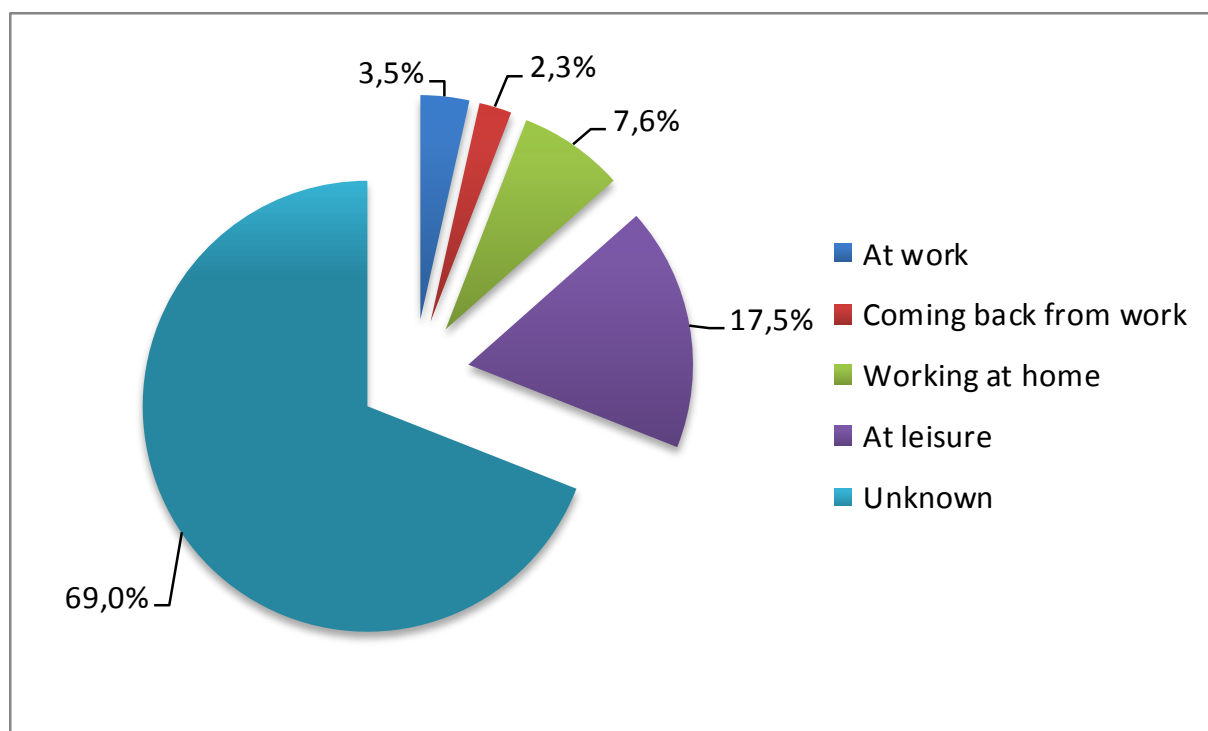


Table 19 shows that fatalities have occurred primarily in leisure with 30 cases or 17.5%.

**Tab. 20. Ranking first 10 groups of causes of deaths by residence (municipality) in Kosovo in 2013**

Ranking	ICD - 10	Diagnosis	Deçani		Gjakova		Gllgovci		Gjilani		Dragashi	
			Cases, %	Cases, %	Cases, %	Cases, %	Cases, %	Cases, %	Cases, %	Cases, %		
1	I00-I99	Diseases of the circulatory system	80	61,5	271	69,8	109	55,3	243	62,8	115	67,3
2	C00-D48	Tumors	27	20,8	47	12,1	31	15,7	53	13,7	37	21,6
3	R00-R99	Symptoms, signs and abnormal clinical and laboratory findings, not elsewhere	6	4,6	11	2,8	14	7,1	17	4,4	3	1,8
4	P00-P96	Diseases of the respiratory system	2	1,5	10	2,6	12	6,1	12	3,1	1	0,6
5	V01-Y98	Certain conditions originating in the perinatal period	3	2,3	15	3,9	9	4,6	10	2,6	4	2,3
6	A00-B99	External causes of morbidity and mortality	2	1,5	4	1,0	1	0,5	3	0,8	1	0,6
7	E00-E90	Diseases Endocrine, nutritional and metabolic	0	0,0	8	2,1	7	3,6	10	2,6	2	1,2
8	G00-G99	Congenital malformations, deformations and chromosomal abnormalities	0	0,0	10	2,6	4	2,0	3	0,8	1	0,6
9	K00-K93	Diseases of the genitourinary system	1	0,8	3	0,8	1	0,5	12	3,1	1	0,6
10	J00-J99	Diseases of the nervous system	4	0,0	5	1,3	6	3,0	14	3,6	6	3,5
		Other diseases	5	3,8	4	1,0	3	1,5	10	2,6	0	0
		<b>Total</b>	<b>130</b>	<b>100</b>	<b>388</b>	<b>100</b>	<b>197</b>	<b>100</b>	<b>387</b>	<b>100</b>	<b>171</b>	<b>100</b>
		<b>Without diagnosis - non-coded</b>	<b>27</b>	<b>17,2</b>	<b>33</b>	<b>7,8</b>	<b>13</b>	<b>6,2</b>	<b>32</b>	<b>7,6</b>	<b>58</b>	<b>25,3</b>
		<b>Total deaths</b>	<b>157</b>		<b>421</b>		<b>210</b>		<b>419</b>		<b>229</b>	

**Tab. 20. Ranking first 10 groups of causes of deaths by residence (municipality) in Kosovo in 2013 (continued)**

Ranking	ICD - 10	Diagnosis	Istogu		Kaçaniku		Klina		Fushë Kosova		Kamenicë	
			Cases, %	Cases, %	Cases, %	Cases, %	Cases, %	Cases, %	Cases, %	Cases, %		
1	I00-I99	Diseases of the circulatory system	80	46,5	85	61,6	89	54,6	43	64,2	127	67,9
2	C00-D48	Tumors	41	23,8	22	15,9	26	16,0	6	9,0	17	9,1
3	R00-R99	Symptoms, signs and abnormal clinical and laboratory findings, not elsewhere	13	7,6	15	10,9	13	8,0	2	3,0	23	12,3
4	J00-J99	Diseases of the respiratory system	8	4,7	2	1,4	4	2,5	7	10,4	2	1,1
5	P00-P96	Certain conditions originating in the perinatal period	2	1,2	6	4,3	6	3,7	4	6,0	0	0,0
6	V01-Y98	External causes of morbidity and mortality	11	6,4	2	1,4	8	4,9	2	3,0	3	1,6
7	E00-E90	Diseases Endocrine, nutritional and metabolic	2	1,2	1	0,7	2	1,2	0	0,0	3	1,6
8	Q00-Q99	Congenital malformations, deformations and chromosomal abnormalities	1	0,6	1	3,7	1	0,6	1	1,5	0	0,0
9	N00-N99	Diseases of the genitourinary system	6	3,5	3	1,8	4	2,5	0	0,0	1	0,5
10	G00-G99	Diseases of the nervous system	1	0,6	0	0,0	1	0,6	0	0,0	3	1,6
		Other diseases	7	4,1	1	0,7	9	5,5	2	3,0	8	4,3
		<b>Total</b>	<b>172</b>	<b>100,0</b>	<b>138</b>	<b>100,0</b>	<b>163</b>	<b>100,0</b>	<b>67</b>	<b>100,0</b>	<b>187</b>	<b>100,0</b>
		<b>Without diagnosis - non-coded</b>	<b>25</b>	<b>12,7</b>	<b>27</b>	<b>16,4</b>	<b>19</b>	<b>10,4</b>	<b>40</b>	<b>37,4</b>	<b>30</b>	<b>13,8</b>
		<b>Total deaths</b>	<b>197</b>		<b>165</b>		<b>182</b>		<b>107</b>		<b>217</b>	

**Tab. 20. Ranking first 10 groups of causes of deaths by residence (municipality) in Kosovo in 2013 (continued)**

Ranking	ICD - 10	Diagnosis	Mitrovica		Leposaviqi		Lipjani		Novobërda		Obiliq	
			Cases, %	Cases, %	Cases, %	Cases, %	Cases, %	Cases, %	Cases, %	Cases, %		
1	I00-I99	Diseases of the circulatory system	195	62,5	2	33,3	107	51,0	22	88	45	72,6
2	C00-D48	Tumors	53	17,0	0	0,0	36	17,1	3	12	5	8,1
3	R00-R99	Symptoms, signs and abnormal clinical and laboratory findings, not elsewhere	17	5,4	0	0,0	12	5,7	0	0	2	3,2
4	J00-J99	Diseases of the respiratory system	4	1,3	0	0,0	13	6,2	0	0	2	3,2
5	P00-P96	Certain conditions originating in the perinatal period	16	5,1	0	0,0	13	6,2	0	0	1	1,6
6	V01-Y98	External causes of morbidity and mortality	8	2,6	3	50,0	7	3,3	0	0	4	6,5
7	E00-E90	Diseases Endocrine, nutritional and metabolic	4	1,3	0	0,0	3	1,4	0	0	0	0,0
8	Q00-Q99	Congenital malformations, deformations and chromosomal abnormalities	3	1,0	0	0,0	7	3,3	0	0	0	0,0
9	N00-N99	Diseases of the genitourinary system	5	1,6	0	0,0	1	0,5	0	0	1	1,6
10	G00-G99	Diseases of the nervous system	2	0,6	1	16,7	2	1,0	0	0	0	0,0
		Other diseases	5	1,6	0	0,0	9	4,3	0	0	2	3,2
		<b>Total</b>	<b>312</b>	<b>100,0</b>	<b>6</b>	<b>100,0</b>	<b>210</b>	<b>100,0</b>	<b>25</b>	<b>100</b>	<b>62</b>	<b>100,0</b>
		<b>Without diagnosis - non-coded</b>	<b>23</b>	<b>6,9</b>	<b>1</b>	<b>14,3</b>	<b>51</b>	<b>19,5</b>	<b>3</b>	<b>12</b>	<b>36</b>	<b>36,7</b>
		<b>Total deaths</b>	<b>335</b>		<b>7</b>		<b>261</b>		<b>28</b>		<b>98</b>	

**Tab. 20. Ranking first 10 groups of causes of deaths by residence (municipality) in Kosovo in 2013 (continued)**

Ranking	ICD - 10	Diagnosis	Rahoveci		Peja		Podujeva		Pristina		Prizreni	
			Cases, %	Cases, %	Cases, %	Cases, %	Cases, %	Cases, %	Cases, %	Cases, %		
1	I00-I99	Diseases of the circulatory system	81	58,3	187	45,5	103	57,9	346	61,1	301	53,4
2	C00-D48	Tumors	18	12,9	87	21,2	20	11,2	80	14,1	86	15,2
3	R00-R99	Symptoms, signs and abnormal clinical and laboratory findings, not elsewhere	20	14,4	61	14,8	9	5,1	22	3,9	109	19,3
4	J00-J99	Diseases of the respiratory system	3	2,2	8	1,9	6	3,4	7	1,2	9	1,6
5	P00-P96	Certain conditions originating in the perinatal period	3	2,2	8	1,9	10	5,6	50	8,8	13	2,3
6	V01-Y98	External causes of morbidity and mortality	3	2,2	22	5,4	13	7,3	13	2,3	15	2,7
7	E00-E90	Diseases Endocrine, nutritional and metabolic	2	1,4	8	1,9	2	1,1	12	2,1	7	1,2
8	Q00-Q99	Congenital malformations, deformations and chromosomal abnormalities	1	0,7	2	0,5	0	0,0	6	1,1	5	0,9
9	N00-N99	Diseases of the genitourinary system	0	0,0	10	2,4	4	2,2	12	2,1	6	1,1
10	G00-G99	Diseases of the nervous system	2	1,4	5	1,2	2	1,1	3	0,5	4	0,7
		Other diseases	6	4,3	13	3,2	9	5,1	15	2,7	9	1,6
		<b>Total</b>	<b>139</b>	<b>100,0</b>	<b>411</b>	<b>100,0</b>	<b>178</b>	<b>100,0</b>	<b>566</b>	<b>100,0</b>	<b>564</b>	<b>100,0</b>
		<b>Without diagnosis - non-coded</b>	<b>32</b>	<b>18,7</b>	<b>56</b>	<b>12,0</b>	<b>117</b>	<b>39,7</b>	<b>299</b>	<b>34,6</b>	<b>265</b>	<b>32,0</b>
		<b>Total deaths</b>	<b>171</b>		<b>467</b>		<b>295</b>		<b>865</b>		<b>829</b>	



**Tab. 20. Ranking first 10 groups of causes of deaths by residence (municipality) in Kosovo in 2013 (continued)**

Ranking	ICD - 10	Diagnosis	Skenderaj		Shtime		Shtërpca		Suhareka		Ferizaj	
			Cases, %	Cases, %	Cases, %	Cases, %	Cases, %	Cases, %	Cases, %	Cases, %		
1	I00-I99	Diseases of the circulatory system	94	56,0	54	62,8	5	35,7	171	60,0	161	52,1
2	C00-D48	Tumors	25	14,9	14	16,3	0	0,0	47	16,5	53	17,2
3	R00-R99	Symptoms, signs and abnormal clinical and laboratory findings, not elsewhere	13	7,7	3	3,5	6	42,9	8	2,8	44	14,2
4	J00-J99	Diseases of the respiratory system	12	7,1	4	4,7	0	0,0	7	2,5	11	3,6
5	P00-P96	Certain conditions originating in the perinatal period	3	1,8	2	2,3	0	0,0	9	3,2	11	3,6
6	V01-Y98	External causes of morbidity and mortality	10	6,0	3	3,5	2	14,3	8	2,8	11	3,6
7	E00-E90	Diseases Endocrine, nutritional and metabolic	4	2,4	0	0,0	0	0,0	7	2,5	2	0,6
8	Q00-Q99	Congenital malformations, deformations and chromosomal abnormalities	1	0,6	1	1,2	0	0,0	1	0,4	1	0,3
9	N00-N99	Diseases of the genitourinary system	1	0,6	3	3,5	0	0,0	7	2,5	4	1,3
10	G00-G99	Diseases of the nervous system	2	1,2	1	1,2	0	0,0	7	2,5	2	0,6
		Other diseases	3	1,8	1	1,2	1	7,1	13	4,6	9	2,9
		<b>Total</b>	<b>168</b>	<b>100,0</b>	<b>86</b>	<b>100,0</b>	<b>14</b>	<b>100,0</b>	<b>285</b>	<b>100,0</b>	<b>309</b>	<b>100,0</b>
		<b>Without diagnosis - non-coded</b>	<b>28</b>	<b>14,3</b>	<b>7</b>	<b>7,5</b>	<b>28</b>	<b>66,7</b>	<b>64</b>	<b>18,3</b>	<b>128</b>	<b>29,3</b>
		<b>Total deaths</b>	<b>196</b>		<b>93</b>		<b>42</b>		<b>349</b>		<b>437</b>	

**Tab. 20. Ranking first 10 groups of causes of deaths by residence (municipality) in Kosovo in 2013 (continued)**

Ranking	ICD - 10	Diagnosis	Vitia		Vushtrria		Zubin Potoku		Zveqani		Malisheva	
			Cases, %	Cases, %	Cases, %	Cases, %	Cases, %	Cases, %	Cases, %	Cases, %		
1	I00-I99	Diseases of the circulatory system	124	65,6	145	54,1	3	75,0	0	0,0	80	53,0
2	C00-D48	Tumors	35	18,5	41	15,3	1	25,0	1	33,3	30	19,9
3	R00-R99	Symptoms, signs and abnormal clinical and laboratory findings, not elsewhere	6	3,2	24	9,0	0	0,0	1	33,3	5	3,3
4	J00-J99	Diseases of the respiratory system	7	3,7	7	2,6	0	0,0	1	33,3	1	0,7
5	P00-P96	Certain conditions originating in the perinatal period	3	1,6	11	4,1	0	0,0	0	0,0	7	4,6
6	V01-Y98	External causes of morbidity and mortality	4	2,1	6	2,2	0	0,0	0	0,0	9	6,0
7	E00-E90	Diseases Endocrine, nutritional and metabolic	1	0,5	6	2,2	0	0,0	0	0,0	6	4,0
8	Q00-Q99	Congenital malformations, deformations and chromosomal abnormalities	1	0,5	2	0,7	0	0,0	0	0,0	1	0,7
9	N00-N99	Diseases of the genitourinary system	3	1,6	6	2,2	0	0,0	0	0,0	3	2,0
10	G00-G99	Diseases of the nervous system	2	1,1	7	2,6	0	0,0	0	0,0	0	0,0
		Other diseases	3	1,6	13	4,9	0	0,0	0	0,0	9	6,0
		<b>Total</b>	<b>189</b>	<b>100,0</b>	<b>268</b>	<b>100,0</b>	<b>4</b>	<b>100,0</b>	<b>3</b>	<b>100,0</b>	<b>151</b>	<b>100,0</b>
		<b>Without diagnosis - non-coded</b>	<b>20</b>	<b>9,6</b>	<b>71</b>	<b>20,9</b>	<b>1</b>	<b>20,0</b>	<b>0</b>	<b>0,0</b>	<b>28</b>	<b>15,6</b>
		<b>Total deaths</b>	<b>209</b>		<b>339</b>		<b>5</b>		<b>3</b>		<b>179</b>	

**Tab. 20. Ranking first 10 groups of causes of deaths by residence (municipality) in Kosovo in 2013 (continued)**

Ranking	ICD - 10	Diagnosis	Juniku		Mamusha		Hani I Elezit		Graçanica		Ranillugu	
			Cases, %	Cases, %	Cases, %	Cases, %	Cases, %	Cases, %	Cases, %	Cases, %		
1	I00-I99	Diseases of the circulatory system	13	54,2	3	100,0	15	55,6	4	80,0	11	73,3
2	C00-D48	Tumors	2	8,3	0	0,0	3	11,1	0	0,0	0	0,0
3	R00-R99	Symptoms, signs and abnormal clinical and laboratory findings, not elsewhere	4	16,7	0	0,0	5	18,5	0	0,0	2	13,3
4	J00-J99	Diseases of the respiratory system	1	4,2	0	0,0	0	0,0	0	0,0	0	0,0
5	P00-P96	Certain conditions originating in the perinatal period	0	0,0	0	0,0	0	0,0	0	0,0	0	0,0
6	V01-Y98	External causes of morbidity and mortality	1	4,2	0	0,0	0	0,0	1	20,0	0	0,0
7	E00-E90	Diseases Endocrine, nutritional and metabolic	1	4,2	0	0,0	2	7,4	0	0,0	0	0,0
8	Q00-Q99	Congenital malformations, deformations and chromosomal abnormalities	0	0,0	0	0,0	0	0,0	0	0,0	0	0,0
9	N00-N99	Diseases of the genitourinary system	1	4,2	0	0,0	0	0,0	0	0,0	0	0,0
10	G00-G99	Diseases of the nervous system	0	0,0	0	0,0	0	0,0	0	0,0	1	6,7
		Other diseases	1	4,2	0	0,0	2	7,4	0	0,0	1	6,7
		<b>Total</b>	<b>24</b>	<b>100,0</b>	<b>3</b>	<b>100,0</b>	<b>27</b>	<b>100,0</b>	<b>5</b>	<b>100,0</b>	<b>15</b>	<b>100,0</b>
		<b>Without diagnosis - non-coded</b>	<b>3</b>	<b>11,1</b>	<b>11</b>	<b>78,6</b>	<b>1</b>	<b>3,6</b>	<b>2</b>	<b>28,6</b>	<b>4</b>	<b>21,1</b>
		<b>Total deaths</b>	<b>27</b>		<b>14</b>		<b>28</b>		<b>7</b>		<b>19</b>	

**Tab. 20. Ranking first 10 groups of causes of deaths by residence (municipality) in Kosovo in 2013 (continued)**

The ranking	ICD - 10	Diagnosis	Parteshi		Klllokoti	
			Cases, %	Cases, %	Cases, %	Cases, %
1	I00-I99	Diseases of the circulatory system	3	37,5	15	88,2
2	C00-D48	Tumors	5	62,5	2	11,8
3	R00-R99	Symptoms, signs and abnormal clinical and laboratory findings, not elsewhere	0	0,0	0	0,0
4	J00-J99	Diseases of the respiratory system	0	0,0	0	0,0
5	P00-P96	Certain conditions originating in the perinatal period	0	0,0	0	0,0
6	V01-Y98	External causes of morbidity and mortality	0	0,0	0	0,0
7	E00-E90	Diseases Endocrine, nutritional and metabolic	0	0,0	0	0,0
8	Q00-Q99	Congenital malformations, deformations and chromosomal abnormalities	0	0,0	0	0,0
9	N00-N99	Diseases of the genitourinary system	0	0,0	0	0,0
10	G00-G99	Diseases of the nervous system	0	0,0	0	0,0
		Other diseases	0	0,0	0	0,0
		<b>Total</b>	<b>8</b>	<b>100,0</b>	<b>17</b>	<b>100,0</b>
		<b>Without diagnosis - non-coded</b>	<b>19</b>	<b>70,4</b>	<b>0</b>	<b>0,0</b>
		<b>Total deaths</b>	<b>27</b>		<b>17</b>	

**Tab.21. Deaths in Kosovo in accordance with the classification of group disease and year**

Groups of diseases ICD - 10	2008		2009		2010		2011		2012		2013	
	Number of cases	%	Number of cases	%	Number of cases	%	Number of cases	%	Number of cases	%	Number of cases	%
Infectious and parasitic diseases A00-B99	29	0,5	25	0,4	30	0,5	30	0,5	33	0,6	78	1,3
C00-D48 Neoplasms Tumors	597	10,6	575	10,1	754	13,7	827	15,0	805	13,7	957	15,7
Diseases of the blood and blood-forming organs and immune disorders D50-D89	3	0,1	3	0,1	2	0,0	5	0,1	3	0,1	6	0,1
Endocrine, nutritional and metabolic E00-E90	90	1,6	72	1,3	61	1,1	64	1,2	55	0,9	102	1,7
Mental and behavioral disorders F00-F99	0	0,0	0	0,0	3	0,1	8	0,1	4	0,1	12	0,2
Diseases of the nervous system G00-G99	18	0,3	27	0,5	23	0,4	32	0,6	43	0,7	66	1,1
Diseases of the circulatory system I00-I99	2794	49,4	2796	49,3	3465	62,7	3260	59,3	3393	57,9	3549	58,4
Diseases of the respiratory system J00-J99	152	2,7	236	4,2	243	4,4	264	4,8	238	4,1	161	2,6
Diseases of the digestive system K00-K93	89	1,6	76	1,3	55	1,0	52	0,9	36	0,6	83	1,4
Diseases of the skin and subcutaneous tissue L00-L99	0	0,0	0	0,0	2	0,0	0	0,0	1	0,0	0	0,0
Diseases of the muscular-skeletal system and connective tissue (M00-M99)	0	0,0	0	0,0	2	0,0	0	0,0	1	0,0	3	0,0
Diseases of the genitourinary system N00-N99	100	1,8	102	1,8	76	1,4	72	1,3	51	0,9	95	1,6
Pregnancy, childbirth and the puerperium (O00-O99)	0	0,0	1	0,0	0	0,0	0	0,0	0	0,0	1	0,0
Certain conditions originating in the perinatal period P00-P96	182	3,2	190	3,4	212	3,8	178	3,2	237	4,0	218	3,6
Congenital malformations, deformations and chromosomal abnormalities Q00-Q99	20	0,4	17	0,3	9	0,2	11	0,2	52	0,9	43	0,7
Symptoms, signs and abnormal clinical and laboratory findings, not elsewhere classified R00-R99	1495	26,4	1464	25,8	410	7,4	450	8,2	761	13,0	495	8,1
Injuries, poisonings and other consequences of external agendas S00-T98	2	0,0	1	0,0	5	0,1	0	0,0	7	0,1	2	0,0
External causes V01-Y98	82	1,5	85	1,5	170	3,1	247	4,5	144	2,5	210	3,5
<b>Total with diagnosis - coded</b>	<b>5653</b>	<b>100,0</b>	<b>5670</b>	<b>100,0</b>	<b>5522</b>	<b>100,0</b>	<b>5500</b>	<b>100,0</b>	<b>5864</b>	<b>100,0</b>	<b>6081</b>	<b>100,0</b>
<b>Without diagnosis - non-coded</b>	<b>1199</b>	<b>17,5</b>	<b>1360</b>	<b>19,3</b>	<b>1712</b>	<b>31,0</b>	<b>2055</b>	<b>37,4</b>	<b>1994</b>	<b>25,4</b>	<b>1626</b>	<b>21,1</b>
<b>Total</b>	<b>6852</b>		<b>7030</b>		<b>7234</b>		<b>7555</b>		<b>7858</b>		<b>7707</b>	

