



Republika e Kosovës/  
Republika Kosova/Republic of Kosovo  
*Qeveria - Vlada - Government*  
Zyra e Kryeministrit -Ured Premijera -Office of the Prime Minister  
*Agjencia e Statistikave të Kosovës - Agencija za Statistike Kosova -  
Kosovo Agency of Statistics*

## Series 2: Agriculture and Environment Statistics

# Municipal Waste Survey 2013







Republika e Kosovës/Republika Kosova/Republic of Kosovo  
*Qeveria - Vlada - Government*  
Zyra e Kryeministrit -Ured Premijera -Office of the Prime Minister  
*Agjencia e Statistikave të Kosovës - Agencija za Statistike Kosova -*  
*Kosovo Agency of Statistics*

## Series 2: Agriculture and Environment Statistics

# Municipal Waste Survey 2013



Publisher: Kosovo Agency of Statistics (KAS)  
Publication date: December 2014  
© Kosovo Agency of Statistics  
Reproduction is authorized if the source is indicated..  
Printed by K.G.T Prishtina, Kosovo

More information is available on the Internet,  
which can be accessed through the KAS website  
[http: ask.rks-gov.net](http://ask.rks-gov.net)

## **Foreword**

Kosovo Agency of Statistics (KAS), namely the Department of Agriculture and Environmental Statistics, organized and conducted the municipal waste survey in 2013, as regular annual survey.

The purpose of this survey is to provide consistent statistical data for municipal waste sector in Kosovo.

The results presented in this publication provide an important source of statistics on the current state of the sector.

All statistical instruments that are used during the survey are in line with the regulations and recommendations of the EU, including the Law on Waste in Kosovo (No.02 / L-30).

KAS thanks GOPA expert, Jürgen GONSER (AGRUS GmbH, Berlin), for professional support.

Publication was prepared by:

Bajrush Qevani, Director DSB&M  
Haki Kurti, MA.sc, Chief of Division  
SM Flutura Shosholli, Officer SM  
Liridona Osmani, Officer SM

Suggestions, proposals and remarks for this publication are welcome and can be sent to: E-mail: [agricultural@ks-gov.net](mailto:agricultural@ks-gov.net)

December, 2014

Chief Executive Officer, KAS

Isa Krasniqi

## **Abbreviations and symbols**

EU	European Union
KAS	Kosovo Agency of Statistics
MESP	Ministry of Environment and Spatial Planning
KAEP	Kosovo Agency of Environmental Protection
NPC	Public Municipal Companies
DtD	Door to Door
CF	Collective Dwellings
DPS	Department of Population Statistics
DAES	Department of Agriculture and Environment Statistics
SIPS	Situation, Indicators, Pressure, Responsibilities
OECD	Organisation for Economic Cooperation and Development
EEA	European Agency for Environment

## **Symbols**

Kg/inhabitants	Kilograms per inhabitant / year / day
kg	Kilogram
t	Ton

In Tables 3 and 4 are rounded figures, so there may be slight discrepancy in the amounts presented.

## Content

Objecivet, the methodology of the survey.....	6
Methodology.....	6
Field procedurës.....	7
Definition.....	7
Results.....	8
Table 1.....	8
Table 2 .....	9
Comparison of the data for 2007-2013.....	10
Table 3.....	10
Table 4.....	12
Annex 1 Questionnaire.....	13





## **Content**

Municipal waste survey was conducted according to DPSIR model, which is adopted by the group of OECD countries, Eurostat, European Environment Agency (EEA) and also based on environmental indicators registry under the EEA.

## **1. Objectives, the methodology of the survey**

### **1.1 Objectives**

**The objective** of the municipal waste survey in 2013, is to provide statistical data for municipal waste:

- Generation of municipal waste and
- Processing of municipal waste

It also aimed to provide the basis for monitoring of municipal waste in the future in this sector.

### **1.2 Methodology**

#### **1.2.1 Survey frame**

In September 2014 were made all necessary preparations for the implementation of MWS 2013 survey starting with:

The preparation of the questionnaire, guider, testing of the questionnaire on public companies that deal with municipal waste management, finalization of the list of companies that deal with municipal waste management prior to the start of the survey, and distribution of Inquiry under the sample material.

The sampling frame under KAS and business registry has been 43 companies in sampled sectors.

The MWS 2013 sample consisted of 43 businesses, while the number of businesses that responded to the survey was 33 (including regional companies for waste management).

### **1.2.2 Field procedures**

Fieldwork was conducted by interviewers who conducted direct interviews with managers of the companies in their region, based on questionnaires (Annex 1).

Examination of the data is done at two levels:

- Checking completed questionnaires in the field by field supervisors.
- Checking completed questionnaires at the central office in KAS, by the environmental sector staff.

## **2. Definition**

**Municipal waste** - waste from households, as well as waste from other activities which, due to their nature or composition, are similar to those of the household.

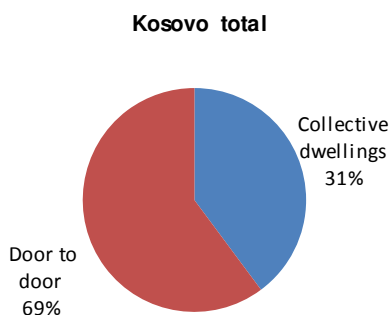
### 3. RESULTS OF THE MUNICIPAL WASTE SURVEY 2013

**Table 1: Municipal waste collected by type (CD, DtD) 2013**

Place of collection	Colective dwellings	Door to door	Total
Unit	1000 ton		
Prishtina and region <sup>1</sup>	101.108	154.499	255.607
Other regions	127.684	191.526	319.210
Kosovo total	228.792	346.025	574.817

Total amount of municipal waste collected in Kosovo in 2013 was 574,817 tons. In Kosovo waste collection "door to door" was 69 percent, while in collective housing was 31 percent (Graph 1). In other regions of Kosovo municipal waste collection was 42 percent compared to collective dwellings and 58 percent to residential door to door.

**Graph 1: Structure of municipal waste collected in 2013 in%**



<sup>1</sup>Prishtina, Obiliqi, Gllgovci, Fushë Kosova, Lipjani, Podujeva and Graçanica

**Table 2: Municipal waste collected per inhabitant per year and a day in 2013**

Place of collection	Amount collected	Population <sup>2</sup>	Waste/kg/inhabitant/year	Waste/inhabitant/days
Unit	1000/ton		kg/inhabitant	
Prishtina and region	255.607	493.947	517	1,4
Other regions	317.520	1.314.548	242	0,7
Kosovo total <sup>3</sup>	573.127	1.808.495	317	0,9

In Kosovo, the 2013 data show that the average municipal waste collected were 317 kg/inhabitant/year. While significant differences observed between regions, eg in other regions in Kosovo the amount of municipal waste collected was 242 kg/inhabitant/year.

In Prishtina and its region the collection of municipal waste was 1.4 kg/day/residents.

For the rest of Kosovo the amount of municipal waste generated was 0.7 kg/inhabitant/day (see Table 2).

<sup>2</sup> KAS final data estimated for 2013 (31 December 2013) by municipalities (Prishtina region).

<sup>3</sup> Kosovo total; Not included data for municipalities; Zvecan, Zubin Potok, Leposavic and part of Mitrovica in the census in 2011.

## 4. Comparison of the data for 2007-2013

**Table 3: Municipal waste collected from 2007-2013.**

	2007	2008	2009	2010 <sup>4</sup>	2011	2012	2013
Unit in 1000 tons							
Prishtina and region	182	198	218	222	230	249	255
Other regions	148	153	187	293	352	358	320
Kosovo total	330	351	405	515	582	607	575
Unit in kg / inhabitant, a							
Prishtina and region	364	396	436	511	488	515	517
Other regions	93	96	117	226	278	269	242
Kosovo total	157	167	193	297	335	334	317
Unit in kg / inhabitant d							
Prishtina and region	1,0	1,1	1,2	1,4	1,3	1,4	1,4
Other regions	0,3	0,3	0,3	0,6	0,8	0,7	0,7
Kosovo total	0,4	0,5	0,5	0,8	0,9	0,9	0,9

In 2013 the collection of municipal waste per day calculated for residents in Prishtina and its region was 1.4 kg, while in other regions of Kosovo 0.7 kg.

In Kosovo, the average waste collected per resident per day was 0.9

<sup>4</sup>Since 2010, the amount of municipal waste per capita is calculated based on the data of Census 2011 (for 2010 preliminary data, while for 2011, final data). High growth of municipal waste per capita by the year 2009-2010 is due mainly influenced by data on the lowest number of population since 2011.

Figure 1: Municipal waste collection over the years 2007-2013, in tons

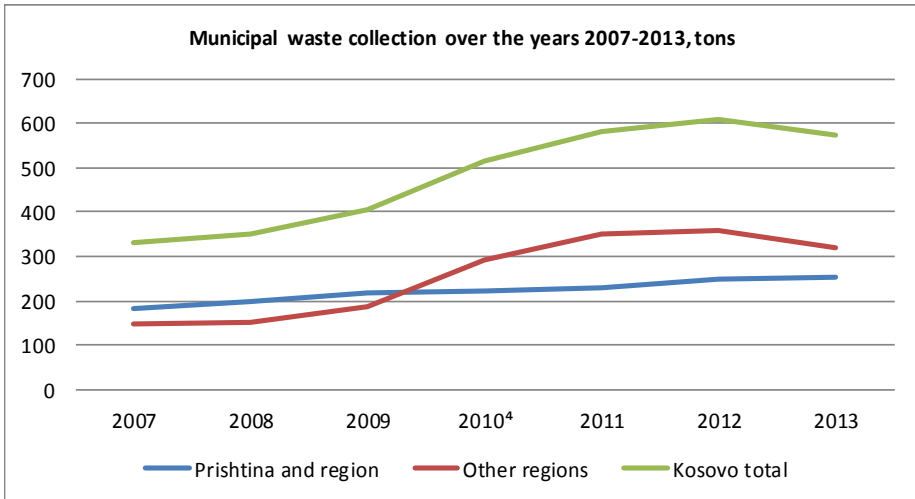
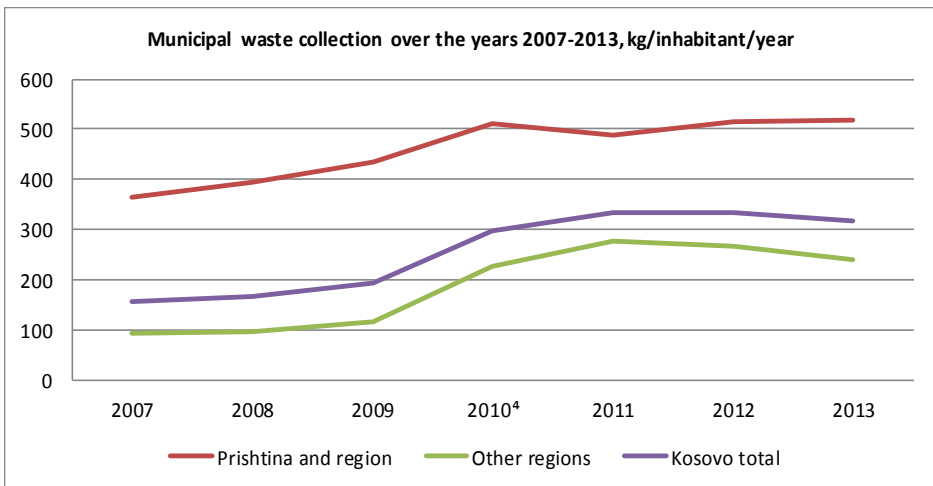


Figure 2: Municipal waste collection 2013 kg/inhabitant per year, according to 2007-2013



**Table 4: Municipal waste collected in years 2007-2013 by collection system (CD and DtD).**

	2007	2008	2009	2010	2011	2012	2013
Collective dwellings in 1000 tons							
Prishtina and region	88	82	98	92	97	99	101
Other regions	56	45	76	131	145	150	127
Kosovo total	144	127	174	223	242	249	228
Door to Door në 1000 ton							
Prishtina and region	94	116	120	130	133	149	154
Other regions	92	108	111	162	207	209	191
Kosovo total	144	224	231	292	340	358	345
Total collection në 1000 ton							
Prishtina and region	182	198	218	222	230	249	255
Other regions	148	153	187	293	352	358	318
Kosovo total	330	351	405	515	582	607	573

Total amount of municipal waste collected in Prishtina and its region was 255,607 tons, while in other regions was 317,520 tons.

## Annex 1 Questionnaire



Table 1: Generation of municipal waste by type and quantity (01.01 -31.12.2013)

a	Municipality (name)		Municipality Code (filled in by KAS)	Number of settlement used by public services	No. of citizens that use the municipal waste collection service	Amount of municipal waste collected by place of generation			Origin of collected waste (estimate)		Treatment of municipal waste					
	Amount (tonnes)					% of total municipal waste collected		Landfilling 1		Landfilling 2		Other treatment				
	KD	DTD				Total	From households	From commercial and service activity	Amount (tonnes)	Description of landfill (name, address)	Amount (tonnes)	Description of landfill (name, address)	Amount (tonnes)	Type of treatment	Description of treatment facility	
1	2	3	4	5	6	7	8	9	10	11	12	13	14	15	16	
1																
2																
3																
4																
5																
6																
7																
8																
9																
10																
11																
12																
13																
14																
15																
16																
17																
18																
19																
20																
21																
22																
23																
24																
25																
26																
27																
28																
29																
30																
	Total															



Cataloguing in Publication - (CIP)  
National Library of Kosovo "Pjetër Bogdani"

696.13(496.51)"2013"

Municipal Waste Survey 2013 / Publication was prepared by /  
Bajrush Qevani ...[et al.]. – Pristina: Kosovo Agency of Statistics, 2015. -  
19 f. :ilustr. me ngjyra ; 28 cm. – (Series 2 : Agriculture and Environment  
Statistics)

Foreword Isa Krasniqi : f. 2

1.Qevani, Bajrush

**ISBN 978-9951-22-185-6**

## **Kosovo Agency of Statistics, a brief description**

Kosovo Agency of Statistics is a professional institution which deals with collection, processing and publication of official statistical data. As such acts since 1948 and has passed through several historical stages, structured according to state regulation of those times. On 2 August 1999, the Agency has resumed his professional work (after nine years of interruption of all statistical series detrimental to the interest of Kosovo), as an independent institution under the Ministry of Public Administration. Since 12.12.2011 the Agency operates in the frames of the Prime Minister's Office. Office is funded by the Kosovo Consolidated Budget, but also by donors for specific projects and for technical professional support.

**The mission of the Agency;** to meet the needs of users with qualitative statistical data, objective, in time and space so that users have reliable base to conduct regular analysis in the interest of planning and project development at the municipal and country level. To support government institutions, scientific institutes, research academies, businesses in order to provide proper information for decision-makers and other users in Kosovo.

- **Address: Statistical Office of Kosovo, Str. Zenel Salihu,**
- **No. 4, Pristina**
- **Telephones:Head-Quarters: : +381 (0) 38 200 31 104**
- **Director: +381 (0) 38 200 31 112**
- **Fax: +381 (0) 38 235 033**
- **E-mail: [agriculture@aks-gov.net](mailto:agriculture@aks-gov.net)**
- **Web-site: <http://ask.rks-gov.net>**

ISBN 978-9951-22-185-6

