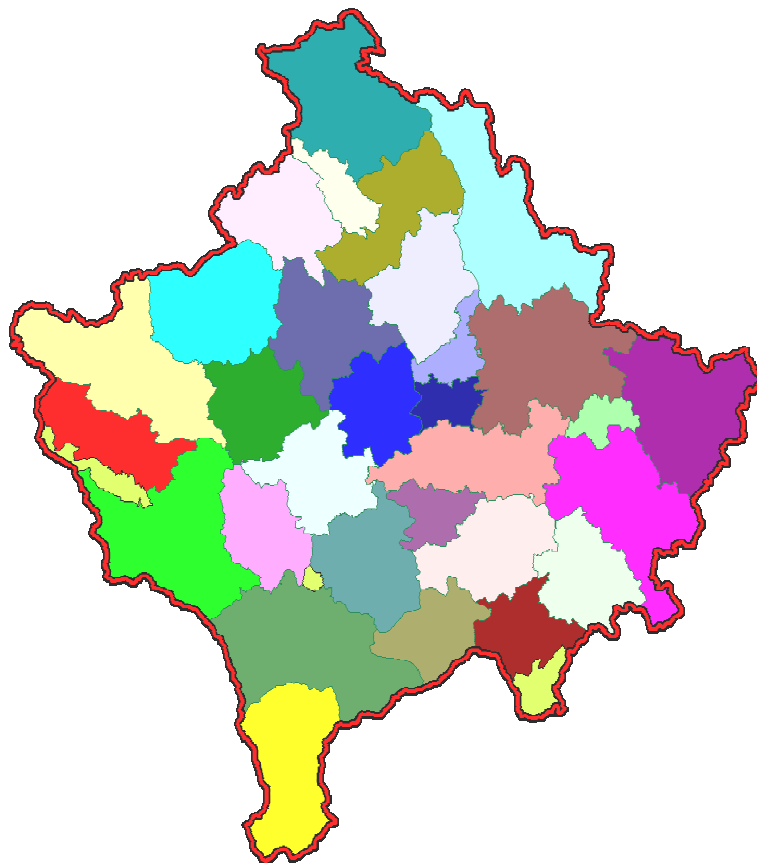




Republika e Kosovës
Republika Kosova-Republic of Kosova
Qeveria - Vlada - Government
Zyra e Kryeministrit -Ured Premijera -Office of the Prime Minister
Agjencia e Statistikave të Kosovës - Agencija za Statistiku Kosova - Statistical Agency of Kosovo

Seria 5: Social Statistics

Culture statistics 2010



ENTI I STATISTIKËS SË KOSOVËS
ZAVOD ZA STATISTIKU KOSOVA
STATISTICAL OFFICE OF KOSOVA



Republika e Kosovës
Republika Kosova-Republic of Kosovo
Qeveria - Vlada - Government
Zyra e Kryeministrit -Ured Premijera -Office of the Prime Minister
Agjencia e Statistikave të Kosovës - Agencija za Statistiku Kosova - Statistical Agency of Kosovo

Seria 5: Social Statistics

Culture statistics 2010



ENTI I STATISTIKËS SË KOSOVËS
ZAVOD ZA STATISTIKU KOSOVA
STATISTICAL OFFICE OF KOSOVA

Publisher: Statistical Agency of Kosovo (SAK)
Publication date: December 2011
© Statistical Agency of Kosovo
Reproduction is authorized when source is indicated only
Printed by the K.G.T, Pristina, Kosovo

More information is available on Internet
<http://esk.rks-gov.net>

F o r e w o r d

Edition of the publication of statistics on culture of 2010 is the sixth consecutive edition published by the Statistical Agency of Kosovo (SAK), respectively the Department of Social Statistics (DSS).

Source for statistics of culture are Directorates of Culture, Youth and Sport at the municipal level.

This publication contains statistical data for 2010, related to cultural activities of cinemas, theaters, galleries, museums, libraries, ensembles, and provides information on the number of people employed in these cultural institutions.

Questionnaire for culture was used for data collection.

ASK thanks the Ministry of Culture, Youth, Sport and Directorates of Culture, Youth, Sport at the municipal level that have without hesitation cooperated with staff of SAK, with regional offices of SAK in the correct manner in order to provide data for statistics of culture.

Comments, remarks, suggestions and proposals regarding this publication are welcome and they are sent to e-mail: social@ks-gov.net

This publication was prepared by:

MA.sc. Bashkim Bellaqa, Director of Department of Social Statistics

MA.sc. Naime Rexhepi – Chief of Section of other social statistics

MA.sc. Laureta Haziri, Senior Official for statistics of sports and culture

Ahmet Cakolli – Design

December , 2011

Chief Executive Officer, SOK
Isa Krasniqi

List of abbreviations and symbols

SAK -	Statistical Agency of Kosovo
MCYS -	Ministry of Culture, Youth and Sports
-	No occurrence
:	Lack of data

Contents

	Page
Short description of cultural institutions.....	5
Table 1: Activities of cinema for 2009-2010	7
Table 2: Activities of national theaters - professional and amateur children theatres for 2009-2010.....	11
Table 3: Number of theatres, seats, performances and number of employees in theatres, in 2009-2010	16
Table 4: Number of employees according to type of theatre, for 2009-2010.....	17
Table 5: Activities of art galleries for 2009-2010.....	19
Table 6: Activities of museums and house-museums, for 2009-2010	23
Table 7: Activities of libraries in 2010	27
Table 8: Activities of professional and amateur ensembles for 2009-2010.....	32

Short description of cultural institutions

For better recognition of the most important institutions of culture and art, below is a brief description of their values and activity.

Cinemas: It is the place where the different movies are performed, cinemas have rooms or halls that can be enclosed space or open or can be mobile cinema. In Kosovo, we only have closed cinema halls.

National Theater: According to the activity, theaters can be national professional, amateur and children theatres. At the beginning it was known as the Regional People's Theater and then the Provincial People's Theater was founded in early October 1946 in Prizren after the Second World War. With the transition of the administration, it moved from Prizren to Pristina. In Pristina are placed national and children theater.

The National Theater has a hall with 321 seats.

Professional theaters are in Gjilan, Peja and Gjakova, while other municipalities possess amateur theaters.

National theaters, professionals theaters and professional theatres for children are institutions that employ professional artists who during the season prepare different theatrical parts or plays.

Amateur theaters: Are institutions where amateurs work or operate and in some cases are supported by professional artists.

Ensembles: According to the activity, ensembles can be professional - national or amateur. In Pristina there is a professional ensemble (called "Shota") established in 1948 as one of the first artistic and cultural institution in Kosovo.

In other municipalities are operating amateur ensembles. These ensembles organize various activities in Kosovo or abroad.

Galleries: Are institutions which organize different exhibitions which present different cultural values. In Kosovo are operating two national professional galleries located in Pristina.

Kosovo Art Gallery was established in 1978 which has introduced more eminent creators of visual arts as from Kosovo as well as from the world.

While others are municipal character galleries which exhibits are mainly organized in so-called culture homes.

Libraries: The first library in Kosovo was established in 1513 in Prizren, then were founded several other libraries between the two World Wars.

In December 1944 in Prizren was established Regional Library which was transferred to Pristina in 1947 and now is called the National and University Library of Kosovo.

In addition to National and University Library there are also regional libraries, municipal libraries, school libraries, etc.

Libraries have different activities and represent a degree of cultural development.

Museum: Museums are institutions which legally preserve and process articles and hold various important exhibitions for science and art.

Museum of Kosovo was formed in 1949 under the name Provincial Museum of Kosovo, composed of sectors: archaeological, ethnological, natural, and NLM and labour movement. Museum opened to the public in 1951.

Means of information: In Kosovo occupy an important place in informing the population.

The print media in Kosovo are daily, weekly and many different magazines.

There are several TV and radio stations In Kosovo which are distributed in the entire region of Kosovo.

Table 1: Activities of cinema for 2009-2010

Municipality	Number of cinemas	Number of halls	Number of seats	Number of movies	Domestic movies	Foreign movies	Number of viewers	Number of employees	Female
Deçani	1	1	380	8	3	3	3100	-	-
Gjakova	-	-	-	-	-	-	-	-	-
Gllgovci	1	1	400	2	1	1	120	-	-
Gjilani	-	-	-	-	-	-	-	-	-
Dragashi	-	-	-	-	-	-	-	-	-
Istogu	-	-	-	-	-	-	-	-	-
Kaçaniku	1	1	530	3	3	-	1000	4	-
Klina	-	-	-	-	-	-	-	-	-
Fushë Kosova	2	2	508	3	3	-	181	1	-
Kamenica	2	2	720	7	3	4	1600	5	2
Mitrovica	1	1	383	27	24	3	3390	15	5
Leposaviqi	:	:	:	:	:	:	:	:	:
Lipjani	1	1	410	-	-	-	870	2	-
Novobërda	-	-	-	-	-	-	-	-	-
Obiliqi	-	-	-	-	-	-	-	-	-
Rahoveci	2	2	410	6	5	1	870	4	-
Peja	1	1	269	60	3	15	500	5	2
Podujeva	-	-	-	-	-	-	-	-	-
Prishtina	1	1	248	147	20	127	40.000	18	6
Prizreni	2	2	460	-	-	-	-	1	-
Skenderaj	1	1	475	2	2	-	4500	1	-
Shtime	-	-	-	-	-	-	-	-	-
Shtërpce	-	-	-	-	-	-	-	-	-
Suhareka	1	1	400	10	7	3	1500	1	-
Ferizaj	-	-	-	-	-	-	-	-	-
Vitja	1	1	500	-	-	-	-	3	-
Vushtrria	1	1	409	7	4	2	560	1	-
Zubin Potoku	:	:	:	:	:	:	:	:	:
Zveçani	:	:	:	:	:	:	:	:	:
Malisheva	-	-	-	-	-	-	-	-	-
Total 2010	19	19	6.502	282	78	159	58.191	61	15
Total 2009	15	15	5.335	250	66	184	46656	53	13
Difference	4	4	1167	32	12	-25	11535	8	2

Figure 1: Performed domestic and foreign movies, expressed in %, for 2010

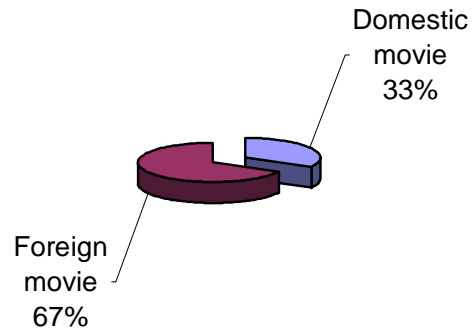


Figure 2: Structure of employees in cinema according to gender, expressed in %, for 2010

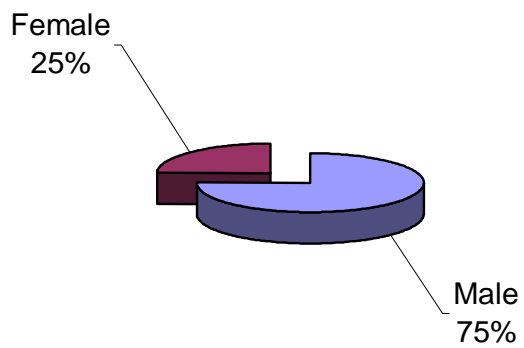


Figure 3: Number of viewers in cinema for 2009-2010

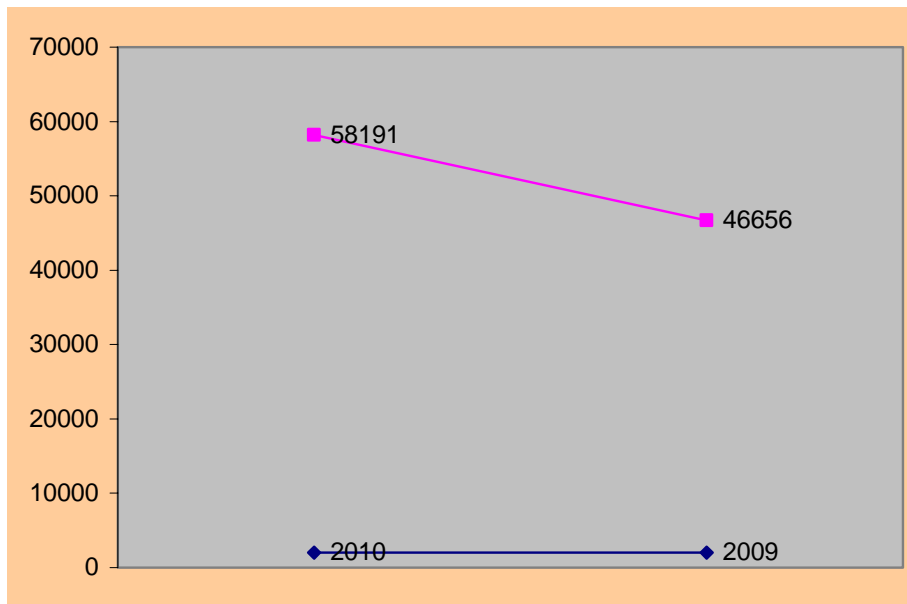


Figure 4: Performance of domestic and foreign movies in cinema for 2004-2010

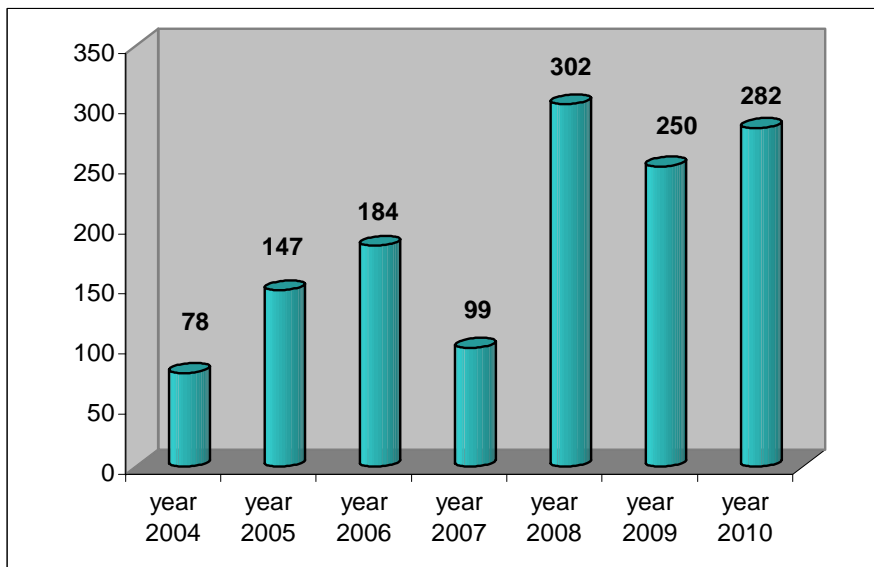


Figure 5: Number of viewers in cinema during 2004-2010

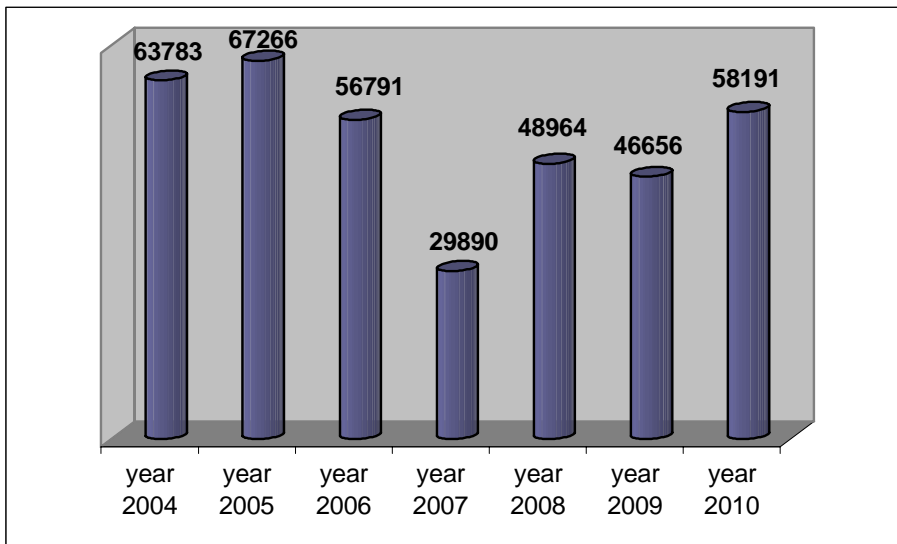


Table 2: Activities of national theaters - professional and amateur children theatres for 2009-2010

Municipality	National-professional theatre								Amateur theatre								Children theatre											
	Number of theatre	Number of seats	Number of theatre performance	Number of concerts	Number of opera performance	Number of ballet performance	Number of viewers	Number of professional employees	Female	Number of theatre	Number of seats	Number of theatre performance	Number of concerts	Number of opera performance	Number of ballet performance	Number of viewers	Number of professional employees	Female	Number of theatre	Number of seats	Number of theatre performance	Number of concerts	Number of opera performance	Number of ballet performance	Number of viewers	Number of professional employees	Female	
Deçani	-	-	-	-	-	-	-	-	-	1	380	8	6	-	-	9600	2	-	-	-	-	-	-	-	-	-	-	
Gjakova	1	694	2	-	-	-	1750	24	7	-	-	-	-	-	-	-	-	-	-	-	-	-	-	-	-	-	-	
Gillogovci	-	-	-	-	-	-	-	-	-	2	360	4	9	-	-	1800	2	1	-	-	-	-	-	-	-	-	-	
Gjilani	1	296	30	5	-	-	1800	24	7	-	-	-	-	-	-	-	-	-	-	-	-	-	-	-	-	-	-	
Dragashi	-	-	-	-	-	-	-	-	-	-	-	-	-	-	-	-	-	-	-	-	-	-	-	-	-	-	-	
Istogu	-	-	-	-	-	-	-	-	-	1	530	3	7	-	-	900	-	-	-	-	-	-	-	-	-	-	-	
Kaçaniku	-	-	-	-	-	-	-	-	-	1	530	3	7	-	-	5000	11	5	-	-	-	-	-	-	-	-	-	
Klina	-	-	-	-	-	-	-	-	-	1	70	11	-	-	900	2	-	-	-	-	-	-	-	-	-	-	-	
Fushë Kosova	-	-	-	-	-	-	-	-	-	1	508	9	33	-	-	18052	-	-	-	-	-	-	-	-	-	-	-	
Kamenica	-	-	-	-	-	-	-	-	-	2	512	14	7	-	-	4300	1	-	-	-	-	-	-	-	-	-	-	
Mitrovica	-	-	-	-	-	-	-	-	-	1	383	24	5	-	-	4665	1	-	-	-	-	-	-	-	-	-	-	
Leposaviqi	:	:	:	:	:	:	:	:	:	:	:	:	:	:	:	:	:	:	:	:	:	:	:	:	:	:	:	:
Lipjani	-	-	-	-	-	-	-	-	-	1	410	3	5	-	-	510	1	-	-	-	-	-	-	-	-	-	-	
Novobërda	-	-	-	-	-	-	-	-	-	-	-	-	-	-	-	-	-	-	-	-	-	-	-	-	-	-	-	
Obiliqi	-	-	-	-	-	-	-	-	-	-	-	-	-	-	-	-	-	-	-	-	-	-	-	-	-	-	-	
Rahoveci	-	-	-	-	-	-	-	-	-	2	700	5	7	-	-	4500	4	-	-	-	-	-	-	-	-	-	-	
Peja	1	286	2	3	-	-	1500	4	2	-	-	-	-	-	-	-	-	-	-	-	-	-	-	-	-	-	-	
Podujeva	-	-	-	-	-	-	-	-	-	4	400	10	25	-	-	3000	7	-	-	-	-	-	-	-	-	-	-	
Prishtina	1	321	85	1	-	26	7829	31	14	-	-	-	-	-	-	-	-	1	110	520	86	-	-	49233	18	6		
Prizreni	1	335	1	-	-	-	400	-	-	5	335	19	-	-	4148	1	-	-	-	-	-	-	-	-	-	-	-	
Skenderaj	-	-	-	-	-	-	-	-	-	1	475	6	2	-	1	3200	-	-	-	-	-	-	-	-	-	-	-	
Shitme	-	-	-	-	-	-	-	-	-	-	-	-	-	-	-	-	-	-	-	-	-	-	-	-	-	-	-	
Shitërpoc	-	-	-	-	-	-	-	-	-	-	-	-	-	-	-	-	-	-	-	-	-	-	-	-	-	-	-	
Suhareka	-	-	-	-	-	-	-	-	-	-	-	-	-	-	-	-	-	-	-	-	-	-	-	-	-	-	-	
Ferizaj	-	-	-	-	-	-	-	-	-	1	256	28	10	-	2	2500	6	2	-	-	-	-	-	-	-	-	-	
Vitia	-	-	-	-	-	-	-	-	-	-	-	-	-	-	-	-	-	-	-	-	-	-	-	-	-	-	-	
Vushtrria	-	-	-	-	-	-	-	-	-	2	409	3	6	-	-	550	1	-	-	-	-	-	-	-	-	-	-	
Zubin Potoku	:	:	:	:	:	:	:	:	:	:	:	:	:	:	:	:	:	:	:	:	:	:	:	:	:	:	:	:
Zveçani	:	:	:	:	:	:	:	:	:	:	:	:	:	:	:	:	:	:	:	:	:	:	:	:	:	:	:	:
Malisheva	-	-	-	-	-	-	-	-	-	-	-	-	-	-	-	-	-	-	-	-	-	-	-	-	-	-	-	
Total 2010	5	1932	120	9	-	26	13279	83	30	26	6258	150	129	-	3	63625	39	8	1	110	520	86	-	-	49233	18	6	
Total 2009	5	2014	130	4	-	26	14662	89	30	19	6604	125	130	-	3	58868	39	8	1	110	520	86	-	-	49123	18	6	
Difference	0	-82	-10	5	-	0	-1383	-6	0	7	-346	25	-1	-	-	4757	0	0	0	0	0	0	-	-	110	0	0	

Figure 6: Structure of employees in national and professional theatres according to gender, expressed in %, for 2010

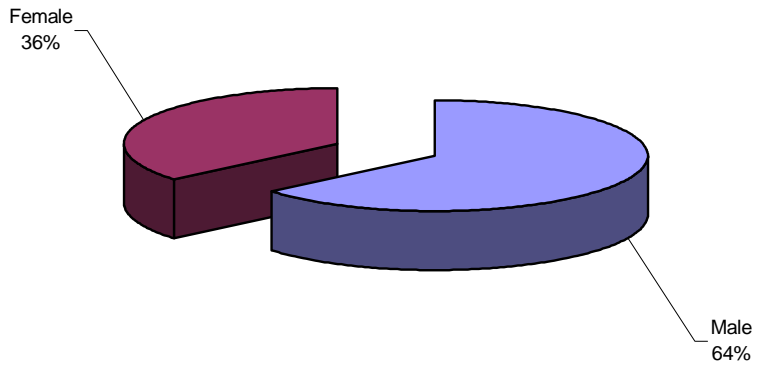


Figure 7: Number of performances in national professional theatres according to type, for 2010

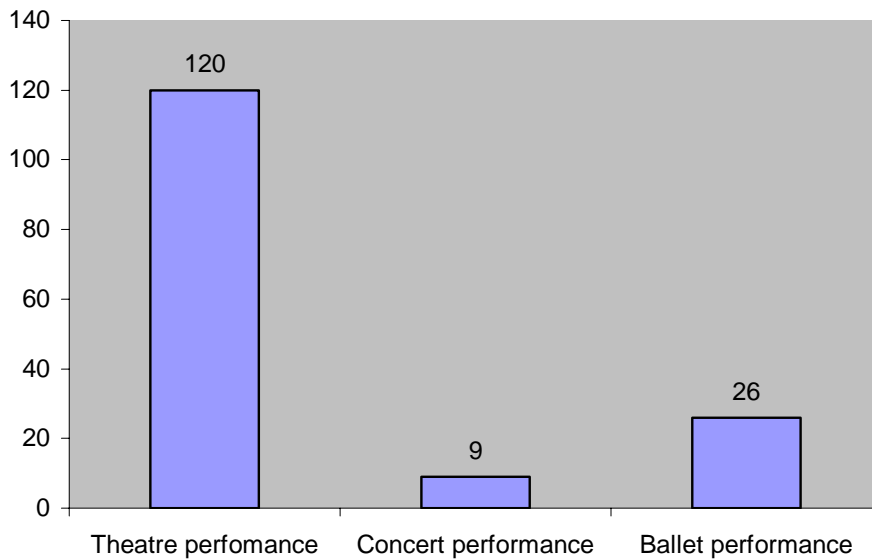


Figure 8: Number of viewers in national professional theaters in 2009-2010

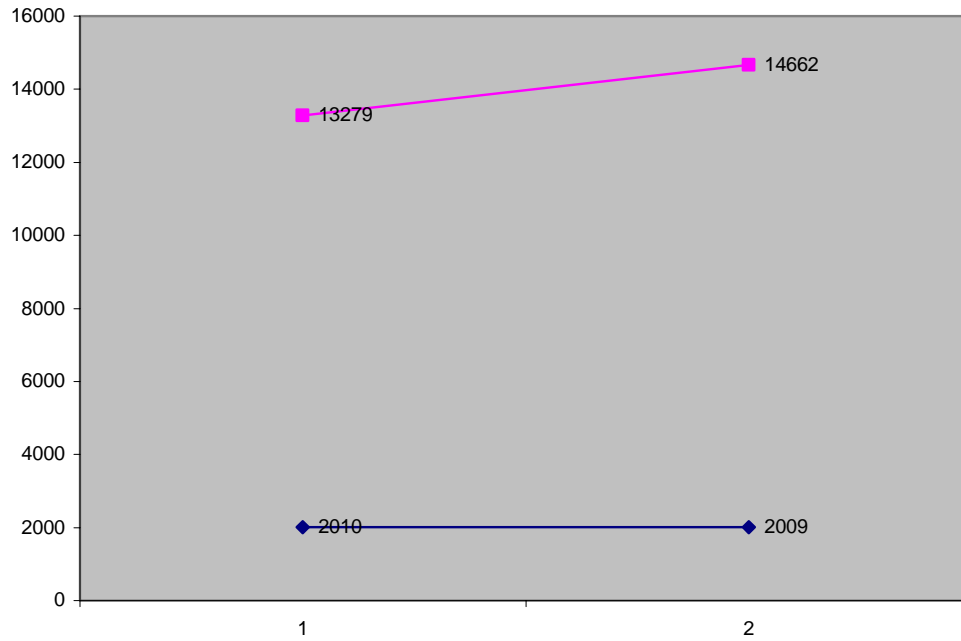


Figure 9: Structure of employees in amateur theatres according to gender, expressed in %, in 2010

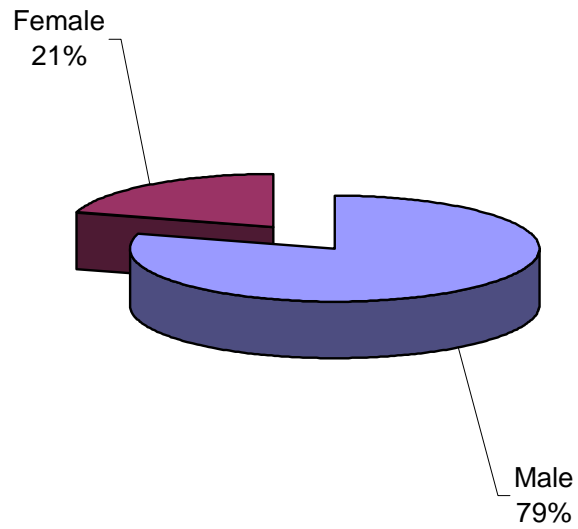


Figure 10: Number of performances in amateur theatres according to type, for 2010

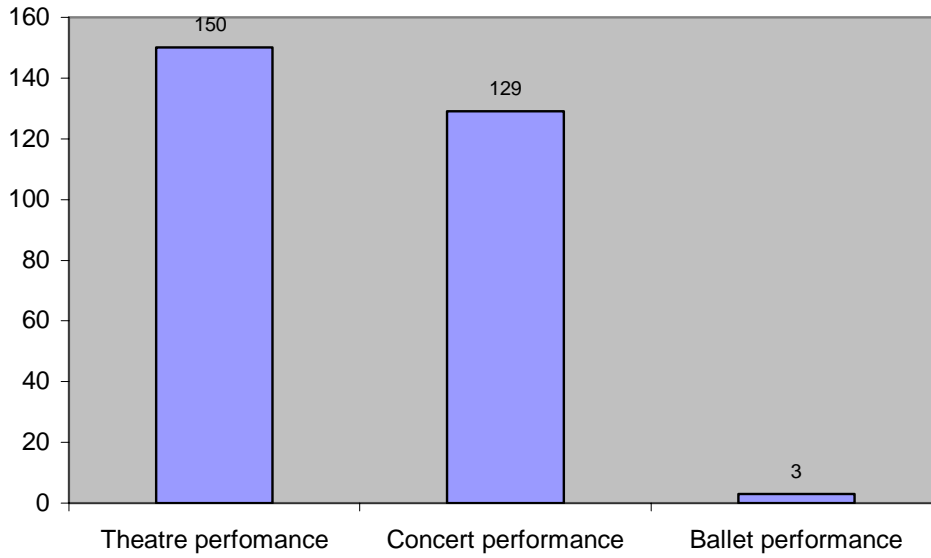


Figure 11: Number of spectators in amateur theaters for 2009-2010

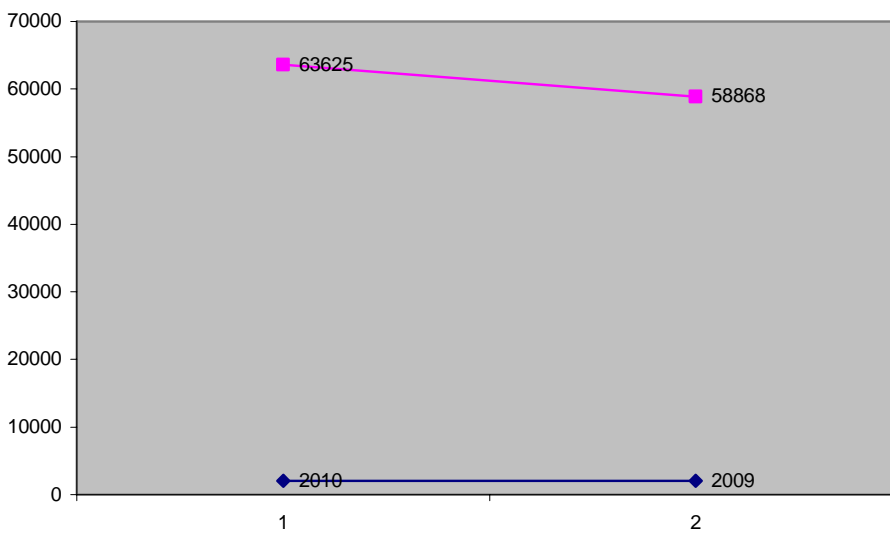


Figure 12: Structure of employees in children theatres according to gender, expressed in %, for 2010

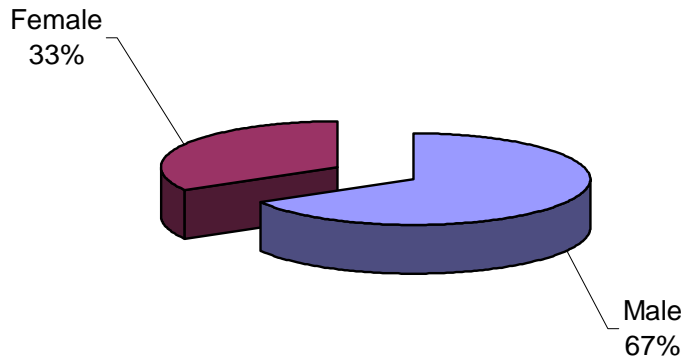


Figure 13: Number of children's theater audience for 2009-2010

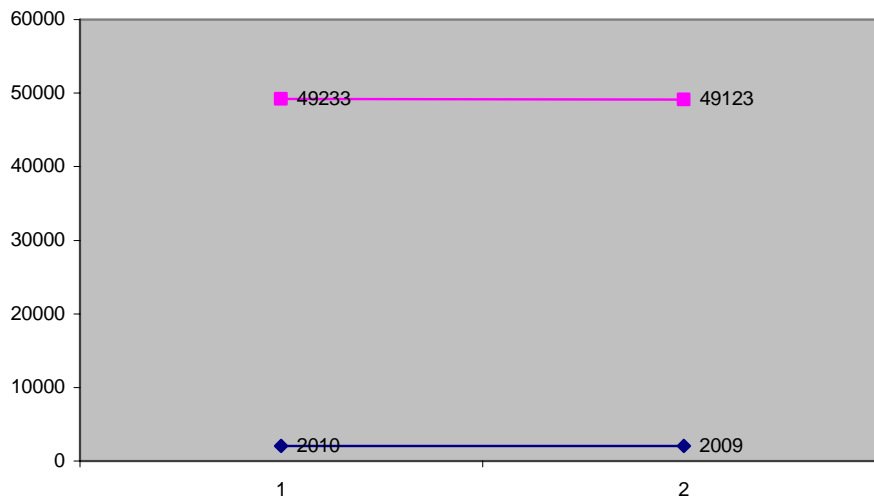


Table 3: Number of theatres, seats, performances and number of employees in theatres, in 2009-2010

Type of theatre	Number of theatres	Number of seats	Number of theatrical performance	Number of concert performance	Number of opera performance	Number of ballet performance	Number of viewers	Number of employees	Female
National professional theatre	5	1.932	120	9	-	26	13.279	89	30
Amateur theatre	26	6.258	150	129	-	3	63.625	39	8
Children theatre	1	110	520	86	-	-	49.123	18	6
Total 2010	32	8.300	790	224	-	29	126.027	146	44
Total 2009	25	8728	775	220	-	29	122653	146	44
Difference	7	-428	15	4	-	0	3374	0	0

Figure 14: Performances according to type of theatre, expressed in %, for 2010

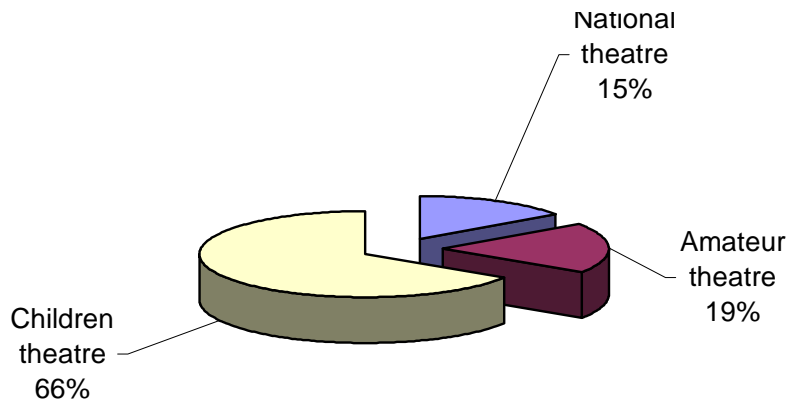


Table 4: Number of employees according to type of theatre, for 2009-2010

Type of theatre	Total	Female	Male
National-professional theatre	89	30	59
Amateur theatre	39	8	31
Children theatre	18	6	12
Total 2010	146	44	102
Total 2009	146	44	102
Difference	0	0	0

Figure 15: Number of employees according to type of theatre, given in %, for 2010

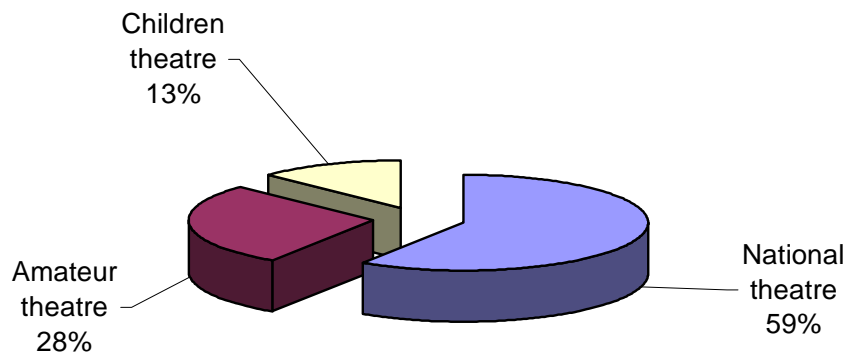


Figure 16: Number of performances in national professional theatre according to type, for 2004-2010

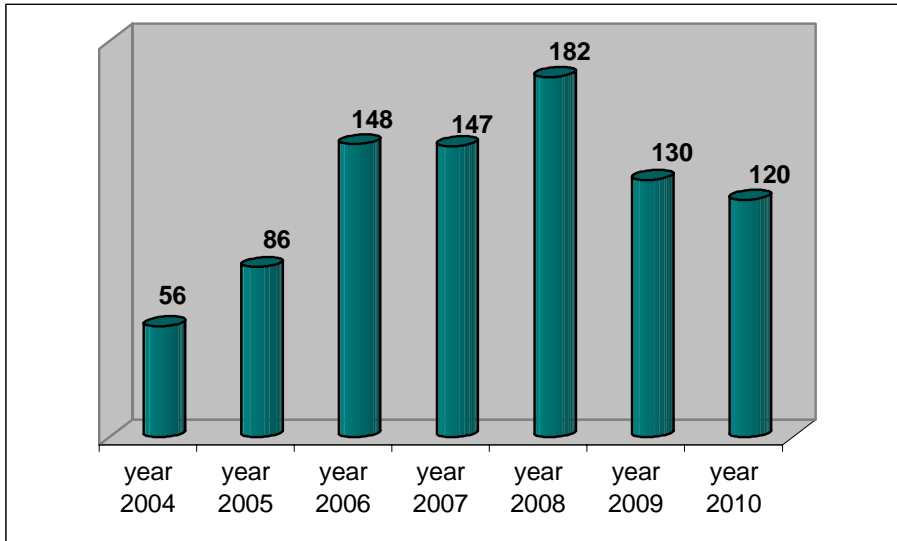


Figure 17: Number of spectators in theatre performance of concerts and ballets, 2004-2010

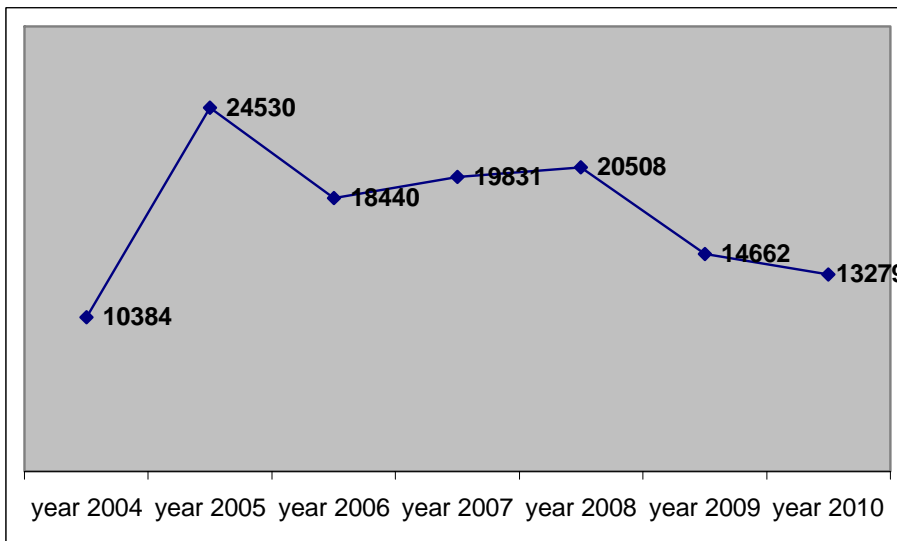


Table 5: Activities of art galleries for 2009-2010

Municipality	Number of galleries	Number of exhibitions	Exhibition of paintings	Exhibition of sculptures	Exhibition of applicable arts	Exhibition of artistic photographs	Fund of arts, property of gallery	Number of graphic paintings	Number of drawn paintings	Number of sculptures	Number of visitors	Number of employes	Female
Deçani	1	2	2	2	-	-	-	-	120	-	300	-	-
Gjakova	2	2	4	-	-	3	-	-	-	-	2200	-	-
Gllogoci	1	2	1	-	1	-	-	-	-	-	82	-	-
Gjilani	1	3	-	2	1	2	-	-	4	1	600	-	-
Dragashi	-	-	-	-	-	-	-	-	-	-	-	-	-
Istogu	-	-	-	-	-	-	-	-	-	-	-	-	-
Kaçaniku	1	4	1	2	1	-	-	-	-	-	1500	-	-
Klina	-	-	-	-	-	-	-	-	-	-	-	-	-
Fushë Kosova	1	5	5	-	-	-	-	-	-	-	1200	-	-
Kamenica	1	3	3	-	-	-	-	-	80	-	700	-	-
Mitrovica	2	4	3	-	-	2	-	-	21	6	2700	-	-
Leposaviqi	:	:	:	:	:	:	:	:	:	:	:	:	:
Lipjani	1	5	2	1	2	-	-	-	-	-	310	-	-
Novobërda	-	-	-	-	-	-	-	-	-	-	-	-	-
Obiliqi	-	-	-	-	-	-	-	-	-	-	-	-	-
Rahoveci	1	7	5	1	1	-	100	-	-	7	300	3	-
Peja	1	14	11	-	1	1	51	7	3	-	700	1	-
Podujeva	1	9	1	-	-	-	-	-	-	-	1500	-	-
Prishtina	2	33	10	1	3	7	887	360	42	71	43.000	12	3
Prizreni	2	17	11	2	3	1	-	-	-	-	1200	-	-
Skenderaj	-	-	-	-	-	-	-	-	-	-	-	-	-
Shtime	-	-	-	-	-	-	-	-	-	-	-	-	-
Shtërpca	-	-	-	-	-	-	-	-	-	-	-	-	-
Suhareka	1	12	5	-	-	-	30	-	-	-	5000	1	-
Ferizaj	1	12	8	-	2	1	2	-	-	-	3.000	-	-
Vitia	1	5	-	-	-	-	-	50	-	-	300	-	-
Vushtrria	1	7	6	1	-	-	-	-	-	-	800	-	-
Zubin Potoku	:	:	:	:	:	:	:	:	:	:	:	:	:
Zveqani	:	:	:	:	:	:	:	:	:	:	:	:	:
Malisheva	-	-	-	-	-	-	-	-	-	-	-	-	-
Total 2010	22	146	78	12	15	17	1070	417	270	85	65.392	17	3
Total 2009	24	145	98	10	11	14	987	469	542	60	62155	23	5
Difference	-2	1	-20	2	4	3	83	-52	-272	25	3237	-6	-2

Figure 18: Number of exhibitions and number of visitors, for 2010

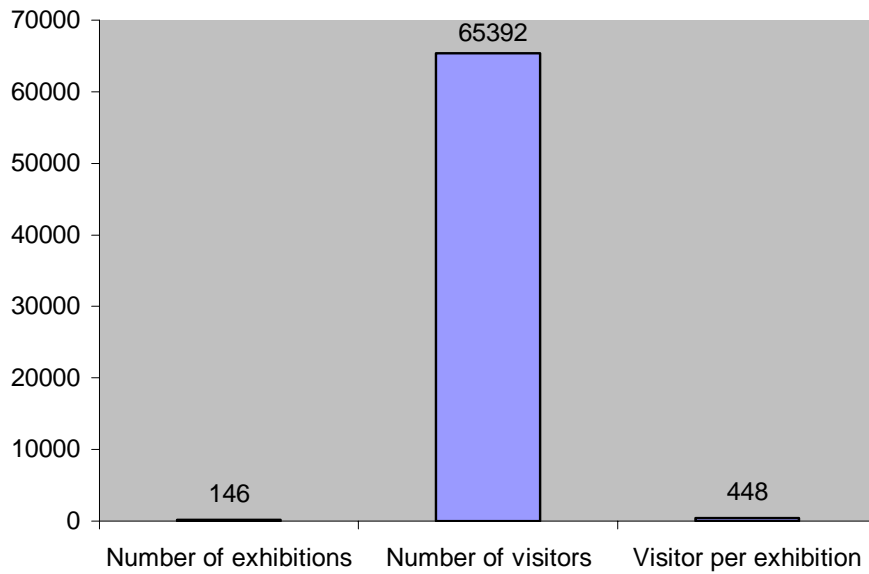


Figure 19: Structure of employees in art galleries according to gender, expressed in %, for 2010

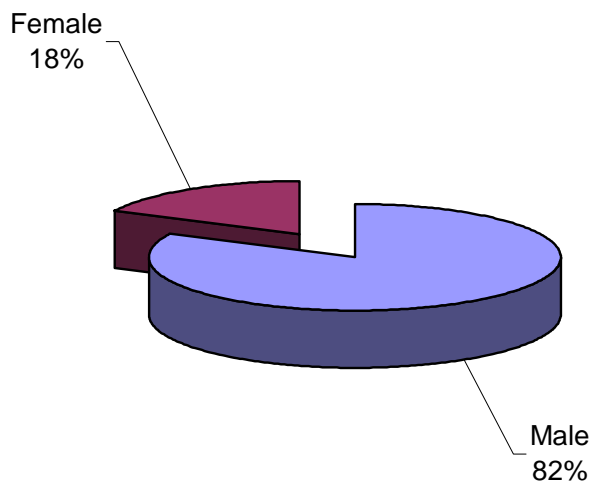


Figure 20: Number of visitors to art galleries for 2009 - 2010

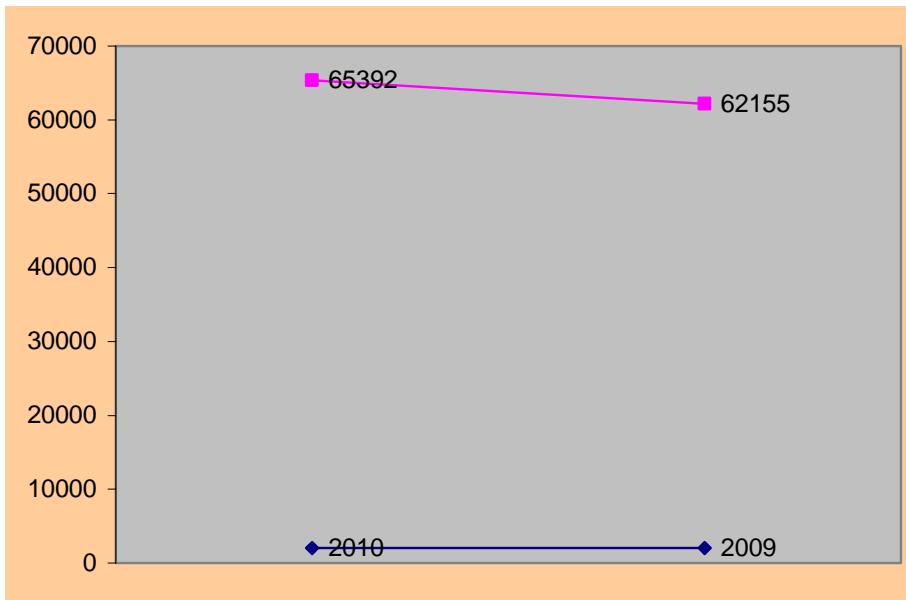


Figure 21: Number of exhibits for 2004-2010

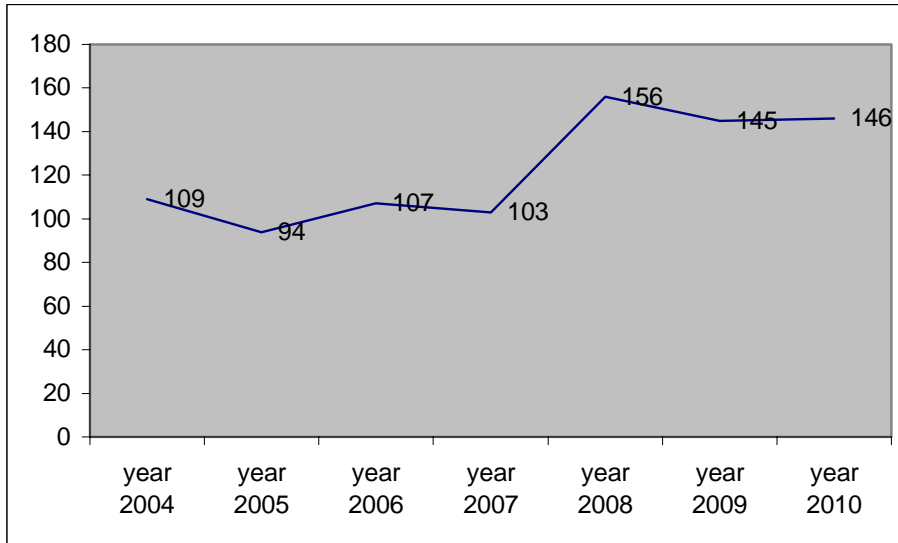


Figure 22: Number of visitors in art galleries for 2004 - 2010

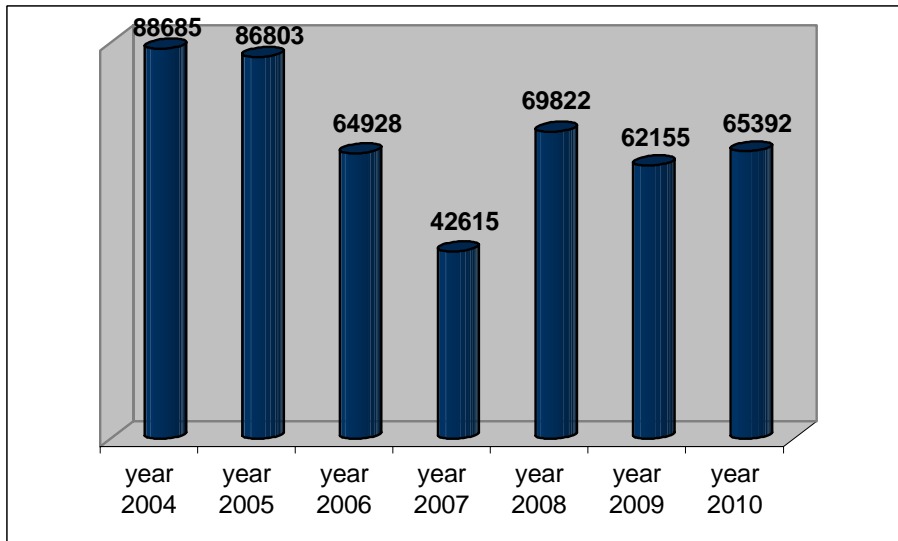


Table 6: Activities of museums and house-museums, for 2009-2010

Municipality	Number of museums	No. of house museums	Number of visitors	Total employees	Female	Archeologist	Female	Ethnograph	Female	Historian	Female	Other employees	Female
Deçani	1	10	4.100	3	-	-	-	-	-	1	-	-	-
Gjakova	2	-	3.000	22	11	11	-	-	-	11	11	-	-
Glllogovci	-	-	-	-	-	-	-	-	-	-	-	-	-
Gjilani	-	-	-	-	-	-	-	-	-	-	-	-	-
Dragashi	-	-	-	-	-	-	-	-	-	-	-	-	-
Istogu	1	1	2.500	1	-	-	-	-	-	-	-	1	-
Kaçaniku	-	-	-	-	-	-	-	-	-	-	-	-	-
Klina	-	-	-	-	-	-	-	-	-	-	-	-	-
Fushë Kosova	1	-	850	1	-	-	-	-	-	-	-	1	-
Kamenica	-	-	-	-	-	-	-	-	-	-	-	-	-
Mitrovica	1	-	-	6	3	-	-	-	-	1	1	5	2
Leposaviqi	:	:	:	:	:	:	:	:	:	:	:	:	:
Lipjani	-	-	-	-	-	-	-	-	-	-	-	-	-
Novobërda	-	-	-	-	-	-	-	-	-	-	-	-	-
Obiliqi	1	-	500	-	-	-	-	-	-	-	-	-	-
Rahoveci	1	5	4800	2	-	1	-	-	-	-	-	-	-
Peja	1	-	400	14	6	-	-	2	1	-	-	5	5
Podujeva	1	1	500	-	-	-	-	-	-	-	-	-	-
Prishtina	1	3	5.777	48	20	3	-	13	8	4	-	18	11
Prizreni	3	-	16.000	20	-	2	-	2	2	8	2	8	3
Skenderaj	1	4	300	2	1	-	-	-	-	-	-	-	-
Shtime	1	4	1.457	1	1	-	-	-	-	-	-	-	-
Shtërpce	-	-	-	-	-	-	-	-	-	-	-	-	-
Suhareka	-	-	-	-	-	-	-	-	-	-	-	-	-
Ferizaj	1	1	200	-	-	-	-	-	-	-	-	-	-
Vitia	2	2	12	-	-	-	-	-	-	-	-	-	-
Vushtrria	1	-	900	3	1	-	-	1	1	1	-	1	-
Zubin Potoku	:	:	:	:	:	:	:	:	:	:	:	:	:
Zveçani	:	:	:	:	:	:	:	:	:	:	:	:	:
Malisheva	-	-	-	-	-	-	-	-	-	-	-	-	-
Total 2010	20	31	41.296	123	43	17	-	18	12	26	14	39	21
Total 2009	18	25	49110	108	33	7	-	18	12	17	4	41	22
Difference	2	6	-7814	15	10	10	-	0	0	9	10	-2	-1

Figure 23: Structure of employees in museums according to gender, expressed in %, for 2010

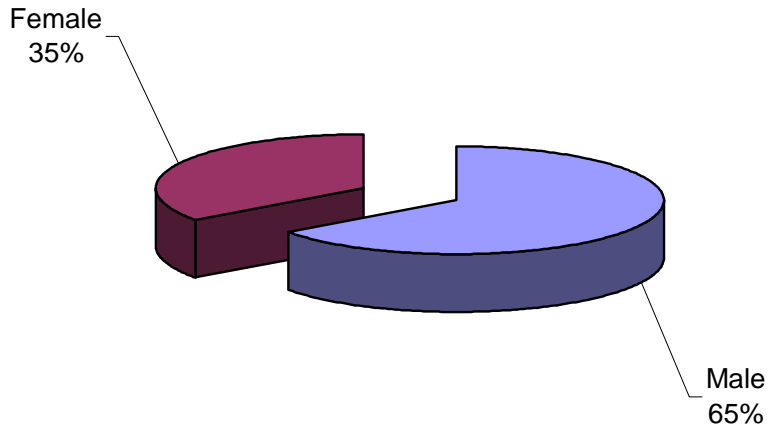


Figure 24: Structure of employment by occupation for 2010

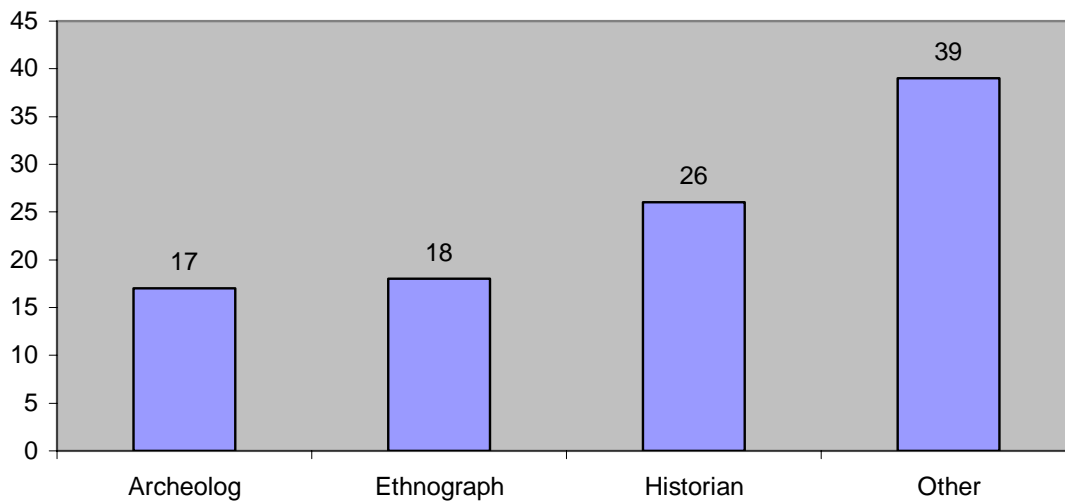


Figure 25: Number of visitors in museums for 2009-2010

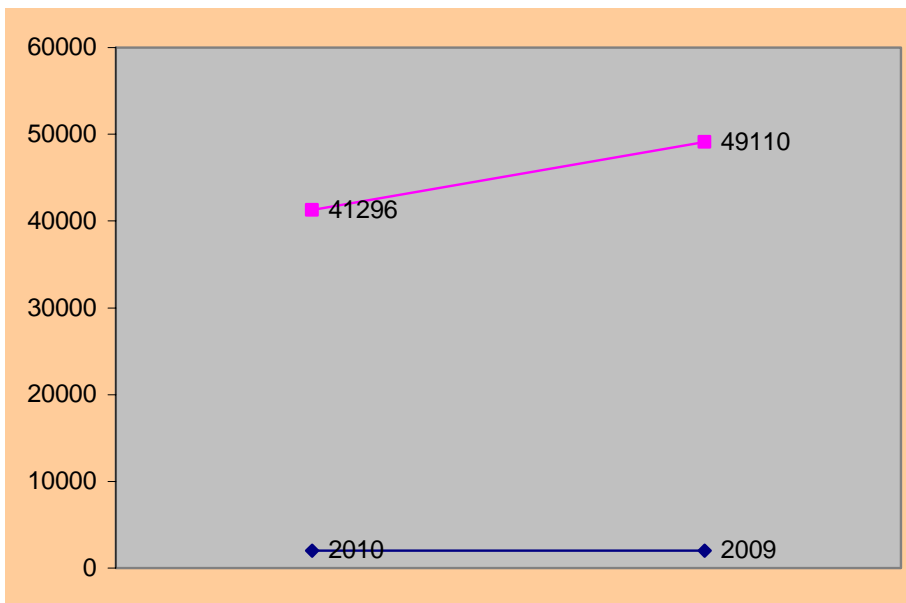


Figure 26: Number of visitors in museums for 2009-2010

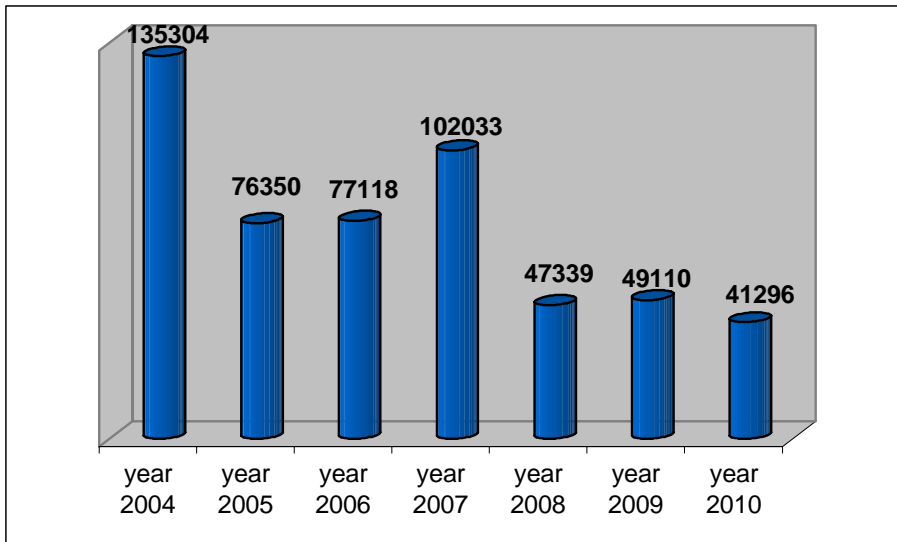


Table 7: Activities of libraries in 2010

Municipality	Number of libraries	Book entries during the year	Book under property of library	Fund of books under library	Number of readers	Number of activities	Number of employees	Female	Library and book-persons employed	Female
Deçani	2	30	6.168	16.215	678	5	3	3	3	3
Gjakova	2	663	8.881	30.464	2.700	8	14	12	12	10
Glllogoci	3	105	820	20500	3700	-	3	-	3	-
Gjilani	3	695	57.808	82084	2102	22	26	10	22	8
Dragashi	7	379	4000	3.000	2000	5	7	-	7	-
Istogu	3	733	6.474	31.250	486	-	4	3	4	3
Kaçaniku	5	300	8210	32.768	550	1	5	2	5	2
Klina	2	140	2802	24280	470	7	3	1	3	1
Fushë Kosova	3	357	2.322	11.100	257	2	4	1	4	-
Kamenica	6	70	19500	52.000	730	4	6	3	-	-
Mitrovica	3	695	-	82.084	2.497	21	19	14	19	15
Leposaviqi	:	:	:	:	:	:	:	:	:	:
Lipjani	5	300	18.800	53.725	2.170	1	4	1	5	-
Novobërda	3	72	3789	10238	459	-	5	-	2	-
Obiliqi	4	-	-	10.131	2560	2	5	3	2	-
Rahoveci	3	40	300	15.000	800	3	2	-	2	-
Peja	3	377	1.403	41.682	21.861	7	12	12	12	12
Podujeva	4	300	23.370	36.500	3.494	7	6	-	-	-
Prishtina	57	3.517	354.786	551.282	187.044	138	135	78	100	13
Prizreni	1	4732	-	98.294	4.182	260	13	7	13	7
Skenderaj	3	390	16.760	22.577	977	16	6	1	5	1
Shtime	1	100	1500	1.500	600	2	1	1	1	1
Shtërpce	:	:	:	:	:	:	:	:	:	:
Suhareka	2	200	5000	17.000	1.282	3	4	2	4	2
Ferizaj	2	553	10.000	25.806	3.322	4	7	4	2	1
Vitja	4	33	9119	49.556	12.790	16	6	4	4	2
Vushtrria	7	247	9534	59959	1.573	13	9	4	7	2
Zubin Potoku	:	:	:	:	:	:	:	:	:	:
Zveçani	:	:	:	:	:	:	:	:	:	:
Malisheva	2	246	9540	13.600	9801	2	3	2	3	2
Total	140	15.274	580.886	1.392.595	269.085	549	312	168	244	85

Figure 27: Structure of employees by gender, expressed in% in 2010

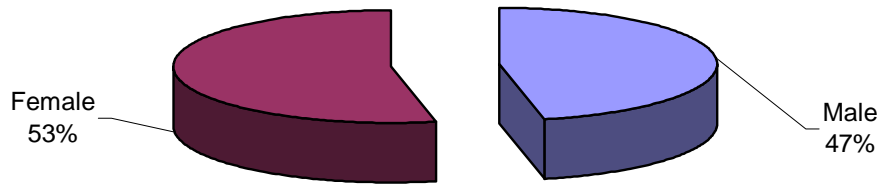


Figure 28: Number of books and the number of readers in 2010

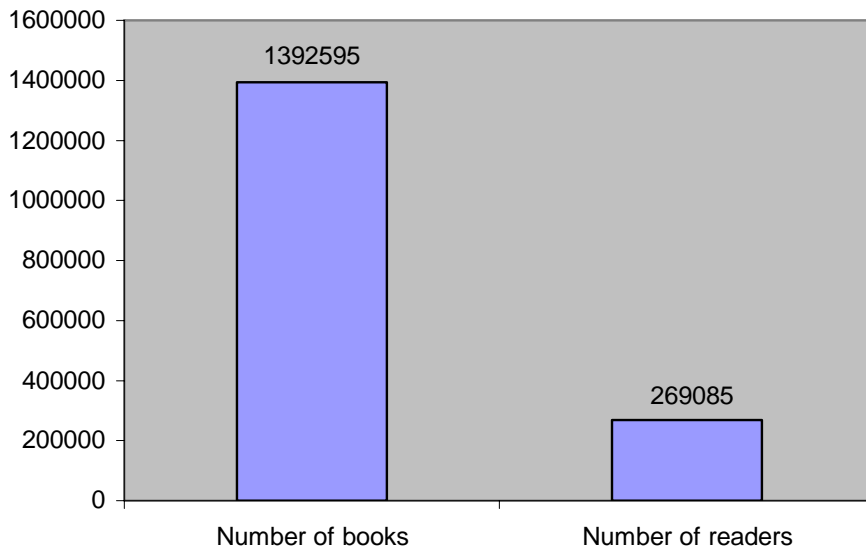
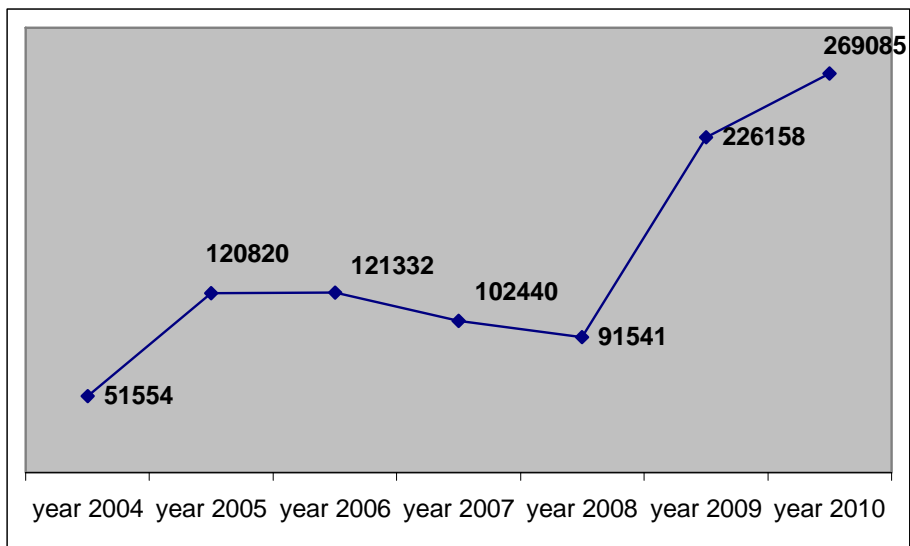
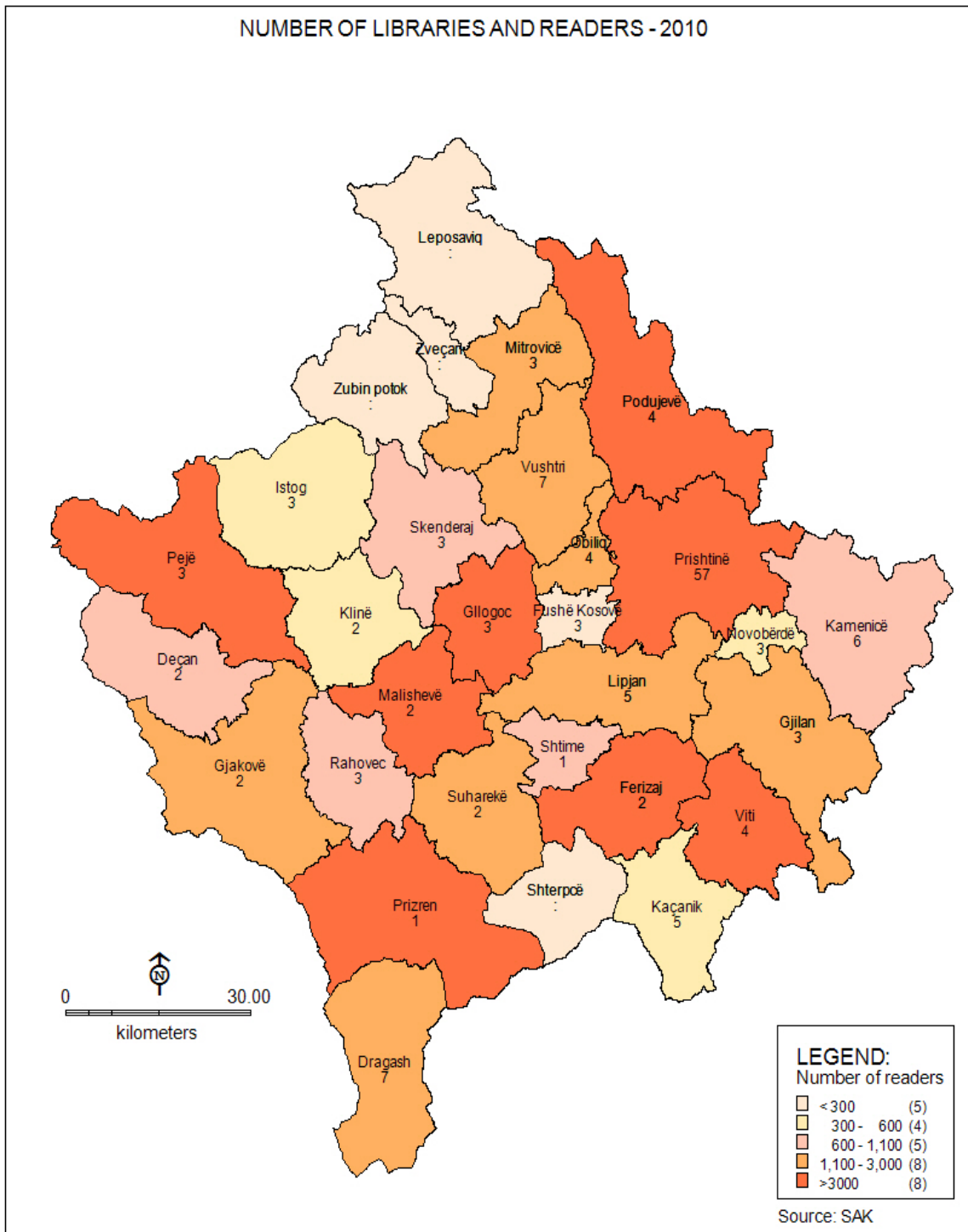


Figure 29: Number of readers in libraries for 2004-2010





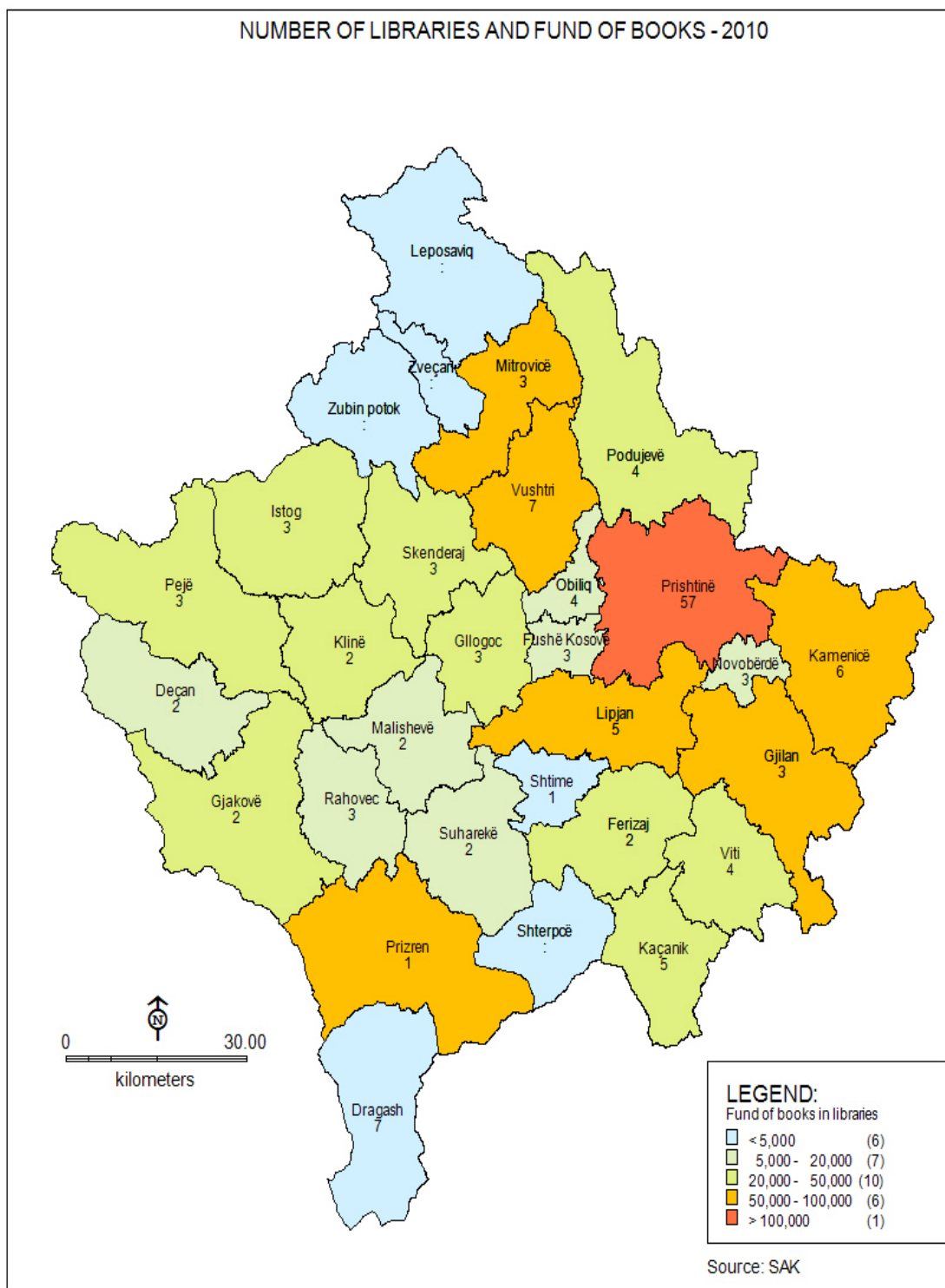


Table 8: Activities of professional and amateur ensembles for 2009-2010

Table 8: Activities of professional and amateur ensembles for 2009-2010

Municipality	Professional ensembles						Number of competitions			Amateur ensembles					Number of competitions			
	Number of ensembles	Number of concerts in the country	Number of concerts abroad	Number of employees	Female	Number of artists	Female	Number of ensembles	Number of competitions in the country	Number of competitions abroad	Number of ensembles	Number of concerts in the country	Number of concerts abroad	Number of amateurs	Female	Number of competitions in the country	Number of competitions abroad	
Deçani	-	-	-	-	-	-	-	-	-	-	1	10	5	-	-	1	10	5
Gjakova	-	-	-	-	-	-	-	-	-	-	2	10	7	-	-	2	7	2
Glogoci	-	-	-	-	-	-	-	-	-	-	2	27	13	51	43	2	19	11
Gjilani	-	-	-	-	-	-	-	-	-	-	6	8	3	16	14	6	5	3
Dragashi	-	-	-	-	-	-	-	-	-	-	2	2	-	24	16	2	2	-
Istogu	-	-	-	-	-	-	-	-	-	-	1	2	-	-	-	1	4	1
Kaçaniku	-	-	-	-	-	-	-	-	-	-	4	18	2	1	-	4	5	2
Klina	-	-	-	-	-	-	-	-	-	-	1	10	2	1	-	2	6	1
Fushë Kosova	-	-	-	-	-	-	-	-	-	-	3	34	7	2	1	3	5	2
Kamenica	-	-	-	-	-	-	-	-	-	-	2	7	-	35	30	2	3	-
Mitrovica	-	-	-	-	-	-	-	-	-	-	1	13	8	-	-	1	4	1
Leposaviqi	:	:	:	:	:	:	:	:	:	:	:	:	:	:	:	:	:	:
Lipjani	-	-	-	-	-	-	-	-	-	-	1	3	-	41	26	1	3	2
Novobërda	-	-	-	-	-	-	-	-	-	-	1	8	-	14	12	1	4	1
Obiliqi	-	-	-	-	-	-	-	-	-	-	-	-	-	-	-	-	-	-
Rahoveci	-	-	-	-	-	-	-	-	-	-	3	15	4	62	35	3	6	3
Peja	-	-	-	-	-	-	-	-	-	-	1	7	3	22	19	2	3	1
Podujeva	-	-	-	-	-	-	-	-	-	-	2	14	4	50	120	2	4	2
Pristina	1	28	18	65	23	55	23	19	-	1	10	80	20	300	70	10	6	8
Prizreni	-	-	-	-	-	-	-	-	-	-	14	31	10	745	374	14	31	10
Skenderaj	-	-	-	-	-	-	-	-	-	-	1	1	3	-	-	1	1	3
Shtime	-	-	-	-	-	-	-	-	-	-	1	6	3	30	20	1	4	3
Shtërpce	-	-	-	-	-	-	-	-	-	-	4	40	7	16	60	4	40	7
Suhareka	-	-	-	-	-	-	-	-	-	-	2	5	2	39	22	2	2	1
Ferizaj	-	-	-	-	-	-	-	-	-	-	2	6	-	20	20	-	-	-
Vitia	-	-	-	-	-	-	-	-	-	-	3	6	3	60	70	4	3	3
Vushtrria	-	-	-	-	-	-	-	-	-	-	1	21	1	40	40	1	1	1
Zubin Potoku	:	:	:	:	:	:	:	:	:	:	:	:	:	:	:	:	:	:
Zveçani	:	:	:	:	:	:	:	:	:	:	:	:	:	:	:	:	:	:
Malisheva	-	-	-	-	-	-	-	-	-	-	2	8	-	35	23	-	-	-
Total 2010	1	28	18	65	23	55	23	19	-	1	73	392	107	1604	1015	72	178	73
Total 2010	1	26	16	58	22	50	20	18	-	1	75	441	143	3032	1317	68	118	104
Difference	0	2	2	7	1	5	3	1	-	0	-2	-49	-36	-1428	-302	4	60	-31

Figure 30: Structure of employees by gender in professional ensembles in% for 2010





Figure 31: Structure of amateurs in amateur ensembles according to gender, given in % for 2010



Statistical Agency of Kosovo

short description

Statistical Agency of Kosovo is a professional institution which deals with collection, processing and publication of official statistical data. As such acts since 1948 and has passed through several historical stages, structured according to state regulation of those times.

On 2 August 1999, the Agency has resumed his professional work (after nine years of interruption of all statistical series detrimental to the interest of Kosovo), as an independent institution under the Ministry of Public Administration. Since 12.12.2011 the Agency operates in the frames of the Prime Minister's Office. Office is funded by the Kosovo Consolidated Budget, but also by donors for specific projects and for technical professional support.

Statistical Agency of Kosovo acts according to the Law No. 04/L-036 which entered into force on 12.12.2011. Strategic development plan 2009-2013 is the middle term implementation for the development of statistical system in correlation with the European Union statistics (EUROSTAT).

Statistical Agency of Kosovo has this organizational structure: production departments; (Department of Economic statistics and National Accounts, Department of Population statistics, Department of Agriculture and Environment statistics and Department of Social statistics. **Support Departments;** (Department of Methodology and Information Technology, Department of Administration. **Within the Agency we also established** Office of the Population Census, Huseholds and Dwellings. **Regional Offices;** Gjakove, Gjilan, Mitrovica, Peja, Prizren, Pristina and Ferizaj

Number of employees and budget are still limited. Employees are total of 134 workers, of them 96 (71.6%) at the headquarters of the Agency, while in the Regional Offices, 38 (28.4%), with qualifying structure, 65.4% with university education to 34.6% with secondary education.

We have professional and technical cooperation with all ministries of the Government of Kosovo, especially with the Ministry of Economy and Finance, Central Bank of Kosovo, with international institutions, EUROSTAT, International Monetary Fund, World Bank, Sweden's SIDA, DFID, UNFPA, UNDP, UNIVF, and with the statistical institutions of the countries in the region.

Statistical Agency of Kosovo almost completely covers the territory of Kosovo, based on the statistical structure of the enumeration areas as the basic unit and sole in the country from which it gets first hand information. All surveys conducted in the field use the extension of the samples in these enumeration areas but also a statistical methodology according to international recommendations. During the collection of statistical data and reports from reporting entities are involved professionals, technicians, administrators, servants of the country offices, field enumerators from regional offices, etc.

We have successfully implemented the project of Population Census, Households and Dwellings in 2011, Census that was not carried out since 1981. Results obtained from the Census will have an important role in compiling the development policies.

The mission of the Agency; to meet the needs of users with qualitative statistical data, objective, in time and space so that users have reliable base to conduct regular analysis in the interest of planning and project development at the municipal and country level. To support government institutions, scientific institutes, research academies, businesses in order to provide proper information for decision-makers and other users in Kosovo.

- **Address: STATISTICAL AGENCY OF KOSOVO**
Street. "Zenel Salihu", No. 4, 10000 Pristina
- **Telephone:** +381 (0) 38 200 31 143
CEO: +381 (0) 38 200 31 132
- **Fax::** +381 (0) 38 235 033
- **Website:** <http://esk.rks-gov.net>
- **E-mail:** social@ks-gov.net