

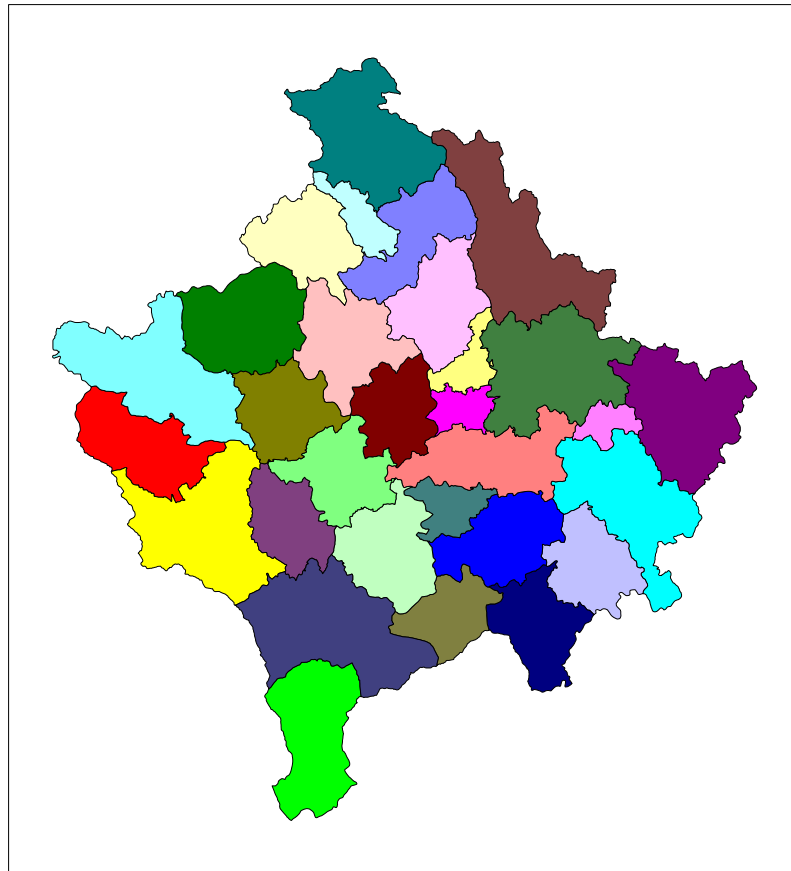


Republika e Kosovës  
Republika Kosova-Republic of Kosovo  
*Qeveria - Vlada - Government*

*Ministria e Administratës Publike - Ministarstvo Javnih Administracija - Ministry of Public Administration*

## Series 4: Statistics of Population

# Statistics of Deaths in Kosovo 2008



Enti i Statistikës së Kosovës  
Zavod za Statistiku Kosova  
Statistical Office of Kosovo



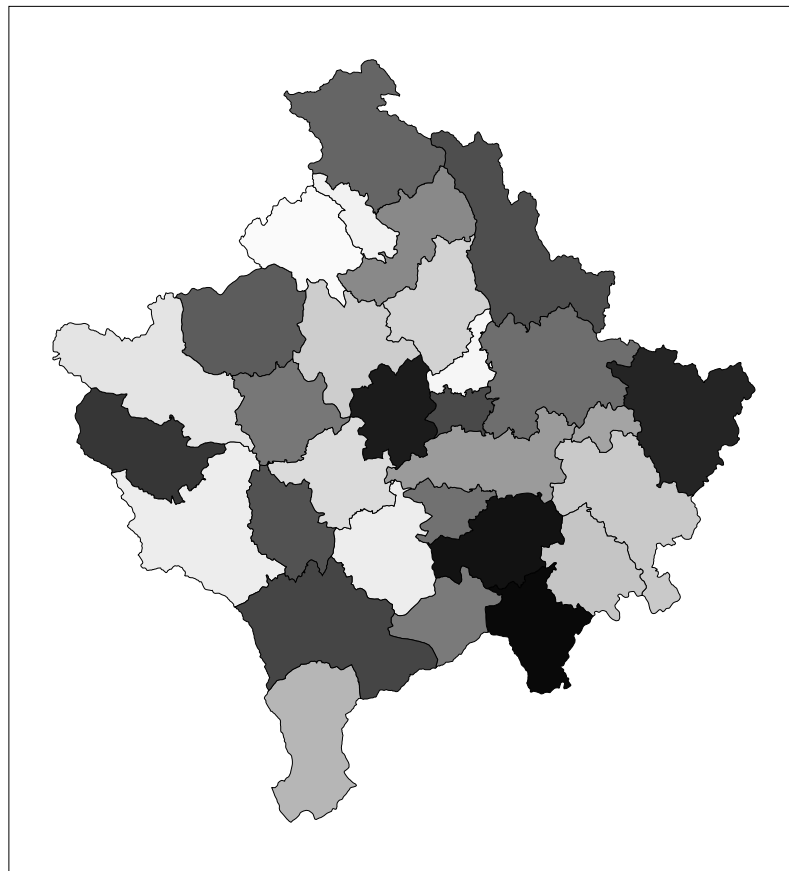


Republika e Kosovës  
Republika Kosova-Republic of Kosovo  
*Qeveria - Vlada - Government*

*Ministria e Administratës Publike - Ministarstvo Javnih Administracija - Ministry of Public Administration*

## Series 4: Statistics of Population

# Statistics of Deaths in Kosovo 2008



Enti i Statistikës së Kosovës  
Zavod za Statistiku Kosova  
Statistical Office of Kosovo

Publisher: Statistical Office of Kosovo (SOK)  
Publication date: July 2009  
© Statistical Office of Kosovo  
Reproduction is authorized when source is indicated only  
Printed by the K.G.T, Pristina, Kosovo

More information is available on Internet  
[www.ks-gov.net/esk](http://www.ks-gov.net/esk)

## **F o r e w o r d**

In this bulletin, the Statistical Office of Kosovo (SOK) publishes the basic data and some indicators for deaths in Kosovo for 2008.

Data in this bulletin are final thereof are results of monthly regular researches, whereas the data processing and the publication is annually.

Sources of data for death statistics are registry books for deaths, while reported units are the Civil Status offices of Kosovo (registrars).

Data collection was conducted through special statistical instrument: statistical questionnaire for deaths - DEM-2.

According to the law provisions on managing the registry books, cases of deaths are mandatory to be registered in registry books for deaths in the place where the event occurred, not considering whether the persons who are related with the event have their permanent residence in that location or elsewhere.

The data of demographic statistics for deaths are processed and published according to the principle of the mother's permanent/usual residence which according to the international rules corresponds to the concept of permanent population (residence), a principal which is also applied in the population census.

In case of using this information published in this bulletin, the Department of Population Statistics will accept suggestions, proposals and any eventual remark that will help to affluence the content of this publication in the future.

In preparation of this bulletin contributed:  
Head of Population Statistics Department, Mr. Kadri Sojeva,  
Chief of Division, Ms. Hamide Konushevci,  
Chief of Sector, Ms. Sanije Uka, and  
Senior Officer for Vital Statistics, Ms. Ajshe Avdiu.

Computer data processing, IT working group - OPC  
1. Programming expert, Mr. Ergin Abazxhik  
2. Programming expert, Mr. Valon Bejtullahu

Design by Mr. Ahmet Cakolli

July, 2009

Chief Executive Officer, SOK  
Mr. Avni Kastrati

## Acronyms and symbols

PSD Population Statistics Department

SOK Statistical Office of Kosovo

VSS Vital Statistical System

0 the data is smaller than 0,5 of the given unit of measurement

: data missing

- no occurrence

## Content

	Page
Data source .....	5
Elementary analyses .....	6
Vital occurrences in Kosovo by years .....	9
Tab.2.1 Deaths by places where the event occurred and permanent residence in municipality .....	10
Table 2.2: The dead persons by the deceased's permanent residence in municipality, sex and place where the death occurred and ethnicity .....	11
Table 2.3: Deaths by the deceased's permanent residence in municipality, sex and age group .....	12
Table 2.4: Deaths by the deceased's permanent residence in municipality, marital status and sex .....	14
Table 2.5: Deaths by the deceased's permanent residence in municipality and by month .....	15
Table 2.6: Deaths by age group, sex and education .....	17
Table 2.7: Deaths by age group and month .....	18
Table 2.8: Deaths by ethnicity, sex and age group .....	19
Table 2.9: Deaths by month .....	20
Table 2.10: Violent deaths by municipalities – fatalities, suicides and murders .....	21
Table 2.11 : Violent deaths by sex and age group .....	23
Table 2.12: Violent deaths by national ethnicity .....	24
Table: 2.13 Infants deaths by the deceased's permanent residence in municipality, age and medical treatment .....	25
Table 2.14: Dead infants by the deceased's permanent residence in municipality, national ethnicity and sex .....	26
Table 2.15: Dead infants by sex and age .....	27
Table 2.16: Dead infants by sex, mother's age and the child's birth order .....	29
Table 2.17: Dead infants by marital status and mother's education level .....	30
Table 2.18: Dead infants by month and sex .....	32
Table 2.19: Deaths by age and sex .....	33
Table 2.19: Deaths by age and sex (continued) .....	34





## Short History

During 1900-1912, the data for deaths were obtained through the Turkish registers that were administered in special administrative offices and in religious institutions.

Also during the period of 1921-1939, the data for vital statistics were mainly obtained through records maintained by religious institutions (churches and mosques). A small amount of data was obtained through civil status or state registry offices.

After the Second World War, on 9<sup>th</sup> of May 1946, the Law on Marriages and Law on State Registry Books were approved and this matter passed to competency of state bodies.

Collection of data for births was conducted on a monthly basis by registrars in the summary review for the dead person, which contained only the total and the gender. The collected monthly data were *p r e l i m i n a r y* demographic results.

After 1951, demographic data were collected through individual questionnaire which afterwards were processed, and thus the *f i n a l* data were obtained according to the permanent residence and the time when the case occurred.

The destruction of the demographic system of statistics starts with the beginning of political disorders in Kosovo in 1989, while the total collapse happened during the war in 1999 and continued with the disorder and destruction of many registry offices and the liquidation and stealing-withdrawing of many registry books in Serbia (in some municipalities including the registry books from 1900).

First efforts to start the operation of this institution were made in the end of 1999 when UNMIK establishes new civil register and thus by giving life to new registry book and certificates.

In 2000, the priority was "Reactivation of the Vital Statistical System" planned in the Department of Population Statistics in SOK. General technical assistance was provided by the Montreal University in Canada and later from the Holland Government.

In August of 2001 starts the data collection for deaths.

Demographic Statistics, after the war of 1999, were initially supported by CIDA (Canadian International Development Agency) for the first phase, and the Government of Holland for the second phase – UNFPA was as an executive agency of the project.

## Data source

Reporting units of data for deaths are the offices of civil status (registry offices). Data are collected by the special statistical questionnaire DEM -2.

According to the law provisions on administering the registry book, death cases are mandatory to be registered in registry book, at the seat clerk or registry office where the event occurred, not considering whether the persons to whom the event is related live in that place or in any other place.

The outcomes of demographic statistics are processed according to the permanent residence principal of the dead person. Thus, the demographic statistical outcomes are processed

according to the permanent residence principal that corresponds with the concept of permanent population (resident) applied in the population censuses.

This bulletin contains information related to vital phenomena that occurred in 2008 and are presented in tabulation format, on the country and municipality level for natural and violent deaths, according to the main characteristics such as age, gender, ethnicity, education qualification, etc.

### **Scope / coverage**

After the war in 1999, it has been estimated that the cases of vital statistics –deaths- were included in around 75%.

It is of special importance the implementation of legal regulatory on registration of vital cases (deaths) in the registry books, in the civil status offices.

Vital events occurred in the settlements with Serbian majority, mainly are not registered at the Civil Status Offices of Kosovo. Therefore, DSP of SOK does not possess information for that part of the population of Kosovo.

### **Elementary analyses**

Based on the presented data in the tables of this bulletin, for 2008 mortality is 3.2 promil.

On the basis of the collected data in this publication, reported by the families and registered in the civil registry books for deaths in 2008, in Kosovo are registered 6852 deaths, from them 3963 males or 57.8%, and 2889 females or 42.2%.

41.3% of death cases occurred in health institutions, while 58.71% occurred at home or other place.

According to municipality where the event occurred, Prishtina takes the first place with 29.1%, second place belongs to with 11.0%, and in the third place is Gjilan with 6.9%, and so on.

70.4% of dead persons are of age 60 and over.

The first quarter of the year participates with 28,2%, while month of March takes the first place with 10.0%.

Albanians participate with 93.8%.

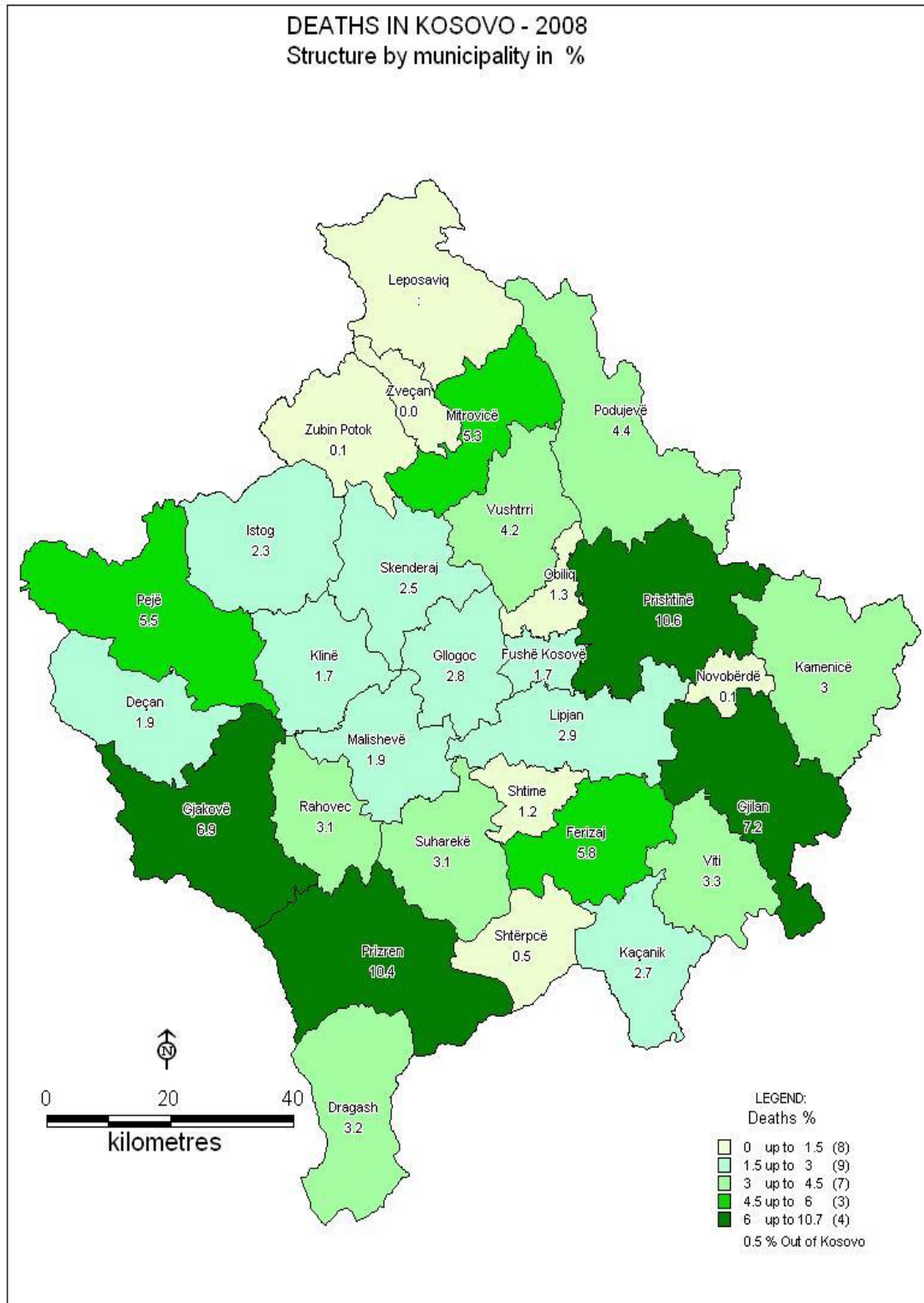
In 2008, violent deaths were in total of 201 cases or 2.9%.

There were 157 fatalities or 78.1%, suicides 23 or 11.4% and murders 21 or 10.4%. At all violent deaths dominate the age from 20-49 years for both males and females.

Dead infants in 2008 were 335, and their participation in the total is 4.9%, males 192 or 57.3%, and females 143 or 42.7%.

Perinatal deaths – up to 6 days - were 187 or 55.8%, neonatal deaths – from 7 to 27 days - were 53 or 15.8% and post neonatal – from 28 days up to 1 year - were 95 or 28.4% of infants.

**DEATHS (DEM – 2)**



## Statistics of Deaths 2008

**Vital occurrences in Kosovo by years**

Year	Population in (000) inhabitants	Born alive	Dead		Natural increase	Marriages	Divorces
			Total	Infants			
2002	1985	36136	5654	403	30482	18280	...
2003	2016	31994	6417	483	25577	17034	...
2004	2041	35063	6399	415	28664	16989	1293
2005	2070	37218	7207	357	30011	15732	1445
2006	2100	34187	7479	410	26708	15825	1480
2007	2126	33112	6681	366	26431	16824	1558
2008	2153	34399	6852	335	27547	17950	1026

Year	In 1000 inhabitants				Divorces in 1000 marriages	Dead infants in 1000 born alive
	Born alive	Dead	Natural increase	Marriages		
2002	18.2	2.8	15.4	9.2	...	11.2
2003	15.9	3.2	12.7	8.4	...	15.1
2004	17.2	3.1	14.0	8.3	76.1	11.8
2005	18.0	3.5	14.5	7.6	91.9	9.6
2006	16.3	3.6	12.7	7.5	93.5	12.0
2007	15.6	3.1	12.4	7.9	92.6	11.1
2008	16.0	3.2	12.8	8.3	57.2	9.7

**Tab.2.1 Deaths by places where the event occurred and permanent residence in municipality**

Municipality	Municipality where the death occurred	%	Municipality of permanent residence of the dead person	%
Deçani	89	1.3	128	1.9
Gjakova	442	6.5	475	6.9
Glllogovci	117	1.7	194	2.8
Gjilani	470	6.9	496	7.2
Dragashi	178	2.6	221	3.2
Istogu	131	1.9	158	2.3
Kaçaniku	137	2.0	188	2.7
Klina	84	1.2	114	1.7
Fushë Kosova	61	0.9	116	1.7
Kamenica	147	2.1	207	3.0
Mitrovica	220	3.2	360	5.3
Leposaviqi	-	-	1	0.0
Lipjani	107	1.6	199	2.9
Novobërda	7	0.1	7	0.1
Obiliqi	64	0.9	92	1.3
Rahoveci	146	2.1	211	3.1
Peja	335	4.9	376	5.5
Podujeva	154	2.2	303	4.4
Prishtina	1993	29.1	724	10.6
Prizreni	752	11.0	713	10.4
Skenderaji	103	1.5	169	2.5
Shtime	48	0.7	84	1.2
Shtërpce	24	0.4	33	0.5
Suhareka	117	1.7	209	3.1
Ferizaji	259	3.8	396	5.8
Vitia	149	2.2	223	3.3
Vushtrria	161	2.3	286	4.2
Zubin Potoku	-	-	4	0.1
Zveçani	-	-	-	-
Malisheva	58	0.8	128	1.9
Outside Kosovo	299	4.4	37	0.5
<b>Total</b>	<b>6852</b>	<b>100</b>	<b>6852</b>	<b>100.0</b>

**Table 2.2: The dead persons by the deceased's permanent residence in municipality, sex and place where the death occurred and ethnicity**

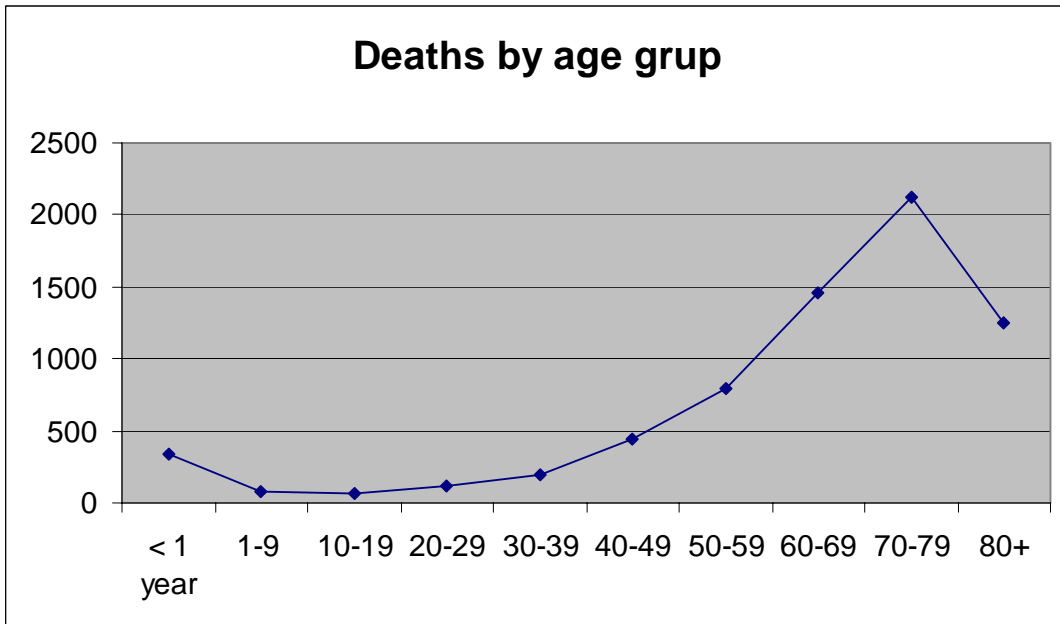
Municipality	Sex			Place the death occurred								
	Total	Male	Female	In medical institution	Home	Other place	Albanian	Serbian	Turk	Bosniac	RAE*	Other
Deçan	128	77	51	35	92	1	127	-	-	-	-	1
Gjakovë	475	271	204	241	229	5	466	-	-	-	9	-
Glogovc	194	111	83	86	104	4	193	-	-	1	-	-
Gjilan	496	284	212	177	317	2	467	22	-	6	-	1
Dragash	221	118	103	43	178	-	125	-	-	95	-	1
Istog	158	91	67	33	123	2	146	-	-	7	5	-
Kaçanik	188	116	72	50	129	9	182	-	-	5	1	-
Klinë	114	71	43	29	83	2	109	1	-	-	4	-
Fushë Kosovë	116	64	52	56	59	1	107	2	-	-	6	1
Kamenicë	207	115	92	68	137	2	189	16	-	1	1	-
Mitrovicë	360	215	145	149	206	5	345	1	-	12	2	-
Leposaviq	1	-	1	1	-	-	1	-	-	-	-	-
Lipjan	199	115	84	94	104	1	183	11	-	2	3	-
Novobërdë	7	4	3	3	4	-	7	-	-	-	-	-
Obiliq	92	51	41	32	60	-	85	7	-	-	-	-
Rahovec	211	130	81	64	146	1	207	2	-	1	1	-
Pejë	376	230	146	107	267	2	342	-	-	20	12	2
Podujevë	303	170	133	149	152	2	302	-	-	-	-	1
Prishtinë	724	419	305	436	284	4	713	3	2	4	-	2
Prizren	713	411	302	294	412	7	601	4	14	86	5	3
Skenderaj	169	90	79	68	98	3	168	-	-	-	1	-
Shtime	84	51	33	41	42	1	81	1	-	-	2	-
Shtërpce	33	19	14	8	24	1	26	7	-	-	-	-
Suharekë	209	107	102	89	119	1	209	-	-	-	-	-
Ferizaj	396	233	163	170	222	4	386	-	-	3	7	-
Viti	223	134	89	74	146	3	214	8	-	1	-	-
Vushtrri	286	166	120	134	151	1	283	3	-	-	-	-
Zubin Potok	4	3	1	4	-	-	4	-	-	-	-	-
Zveçan	-	-	-	-	-	-	-	-	-	-	-	-
Malishevë	128	71	57	70	56	2	128	-	-	-	-	-
Outside Kosovo	37	26	11	26	10	1	28	1	1	3	2	2
<b>Total</b>	<b>6852</b>	<b>3963</b>	<b>2889</b>	<b>2831</b>	<b>3954</b>	<b>67</b>	<b>6424</b>	<b>89</b>	<b>17</b>	<b>247</b>	<b>61</b>	<b>14</b>
<b>%</b>	<b>100</b>	<b>57.8</b>	<b>42.2</b>	<b>41.3</b>	<b>57.7</b>	<b>1.0</b>	<b>93.8</b>	<b>1.3</b>	<b>0.2</b>	<b>3.6</b>	<b>0.9</b>	<b>0.2</b>

\* Roma, Ashkali and Egyptian.

**Table 2.3: Deaths by the deceased's permanent residence in municipality, sex and age group**

Municipality	Age group												
	Total	Male	Female	Less than 1year	1-9	10-19	20-29	30-39	40-49	50-59	60-69	70-79	80 +
Deçani	128	77	51	6	1	1	1	6	9	10	21	37	36
Gjakova	475	271	204	21	7	4	7	8	20	56	95	161	96
Glllogovci	194	111	83	18	1	2	6	7	12	21	39	62	26
Gjilani	496	284	212	14	5	2	6	17	51	44	110	157	90
Dragashi	221	118	103	5	-	2	4	4	14	15	33	85	59
Istogu	158	91	67	10	1	2	1	5	12	17	34	50	26
Kaçaniku	188	116	72	10	4	3	8	5	10	22	52	48	26
Klina	114	71	43	10	2	-	2	3	10	8	25	28	26
Fushë Kosova	116	64	52	2	4	-	5	5	5	19	27	31	18
Kamenica	207	115	92	6	-	2	2	7	6	21	38	71	54
Mitrovica	360	215	145	12	3	5	6	4	21	48	81	116	64
Leposaviqi	1	-	1	-	-	-	-	-	1	-	-	-	-
Lipjani	199	115	84	13	4	2	-	6	12	31	42	54	35
Novobërda	7	4	3	-	1	-	1	-	-	-	-	3	2
Obiliqi	92	51	41	1	2	1	1	4	7	13	15	32	16
Rahoveci	211	130	81	12	-	5	3	10	19	15	49	57	41
Peja	376	230	146	14	4	2	9	14	25	42	66	129	71
Podujeva	303	170	133	19	6	1	5	9	22	37	76	86	42
Prishtina	724	419	305	49	6	4	18	22	49	79	173	211	113
Prizreni	713	411	302	22	8	9	7	11	44	93	138	227	154
Skenderaj	169	90	79	11	3	4	2	7	12	15	34	51	30
Shtime	84	51	33	8	-	3	-	4	6	8	22	21	12
Shtërpce	33	19	14	3	-	-	-	2	2	4	8	10	4
Suhareka	209	107	102	7	2	3	1	8	12	27	43	71	35
Ferizaji	396	233	163	21	6	3	7	12	21	56	96	114	60
Vitia	223	134	89	12	4	2	3	3	13	28	51	65	42
Vushtrria	286	166	120	16	2	2	5	5	18	40	60	95	43
Zubin Potoku	4	3	1	-	-	-	-	-	1	-	2	-	1
Zveçani	-	-	-	-	-	-	-	-	-	-	-	-	-
Malisheva	128	71	57	11	2	1	4	7	8	16	23	35	21
Outside Kosovo	37	26	11	2	1	1	-	1	3	7	7	10	5
Total	6852	3963	2889	335	79	66	114	196	445	792	1460	2117	1248
%	100	57.8	42.2	4.9	1.2	1.0	1.7	2.9	6.5	11.6	21.3	30.9	18.2



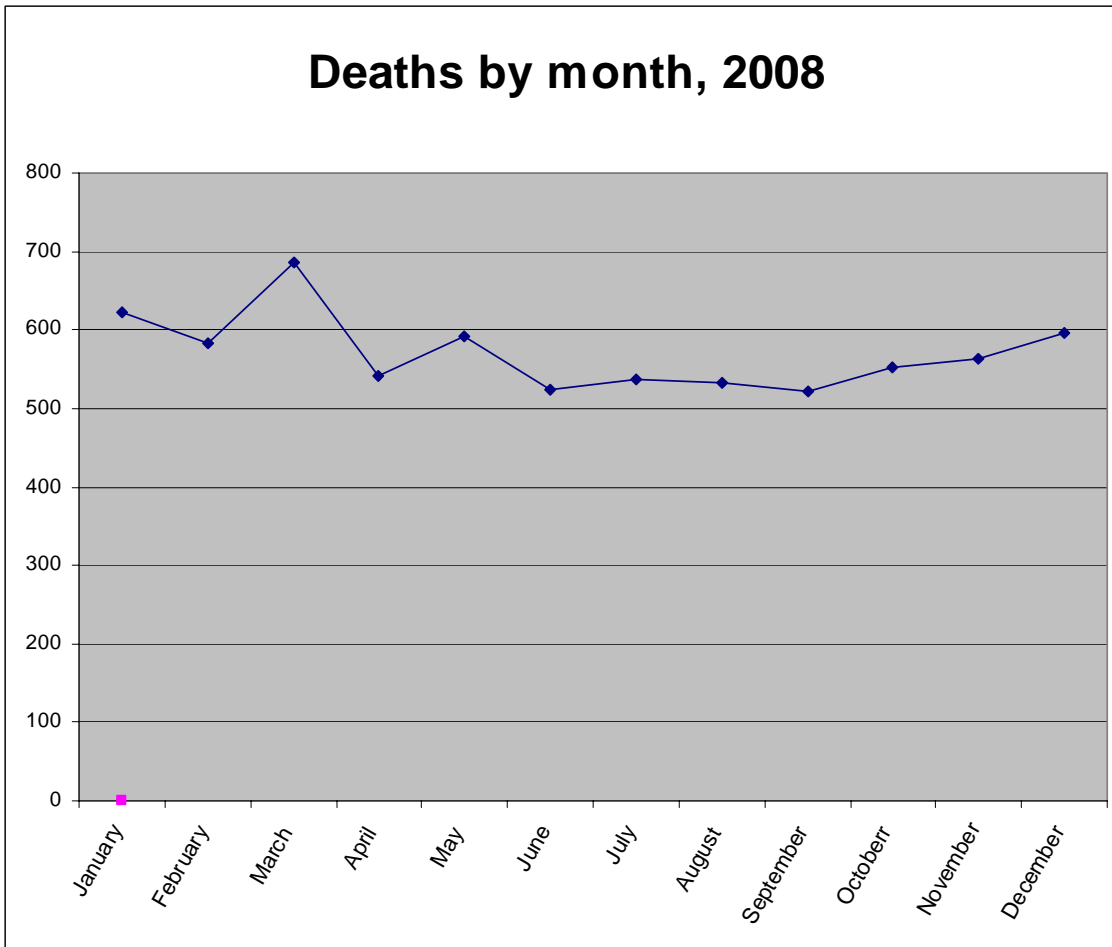


**Table 2.4: Deaths by the deceased's permanent residence in municipality, marital status and sex**

Municipality	Total	Sex		Marital status									
				Not married		Married		Widow-er		Dovorced		Unknown	
		Male	Female	Male	Female	Male	Female	Male	Female	Male	Female	Male	Female
Deçani	128	77	51	10	3	51	22	12	24	-	-	4	2
Gjakova	475	271	204	40	27	181	77	33	87	1	1	16	12
Glllogovci	194	111	83	22	9	82	55	5	18	-	1	2	-
Gjilani	496	284	212	16	17	156	99	82	90	1	-	29	6
Dragashi	221	118	103	11	6	87	44	16	50	-	-	4	3
Istogu	158	91	67	10	9	72	40	5	15	-	-	4	3
Kaçaniku	188	116	72	29	12	69	31	12	29	1	-	5	-
Klina	114	71	43	9	8	46	18	11	14	-	1	5	2
Fushë Kosova	116	64	52	9	4	44	33	7	14	2	-	2	1
Kamenica	207	115	92	5	6	92	58	18	27	-	-	-	1
Mitrovica	360	215	145	14	7	136	63	24	53	2	-	39	22
Leposaviqi	1	-	1	-	-	-	1	-	-	-	-	-	-
Lipjani	199	115	84	11	11	85	42	13	28	-	-	6	3
Novobërda	7	4	3	2	-	2	-	-	3	-	-	-	-
Obiliqi	92	51	41	3	5	36	21	11	15	-	-	1	-
Rahoveci	211	130	81	18	4	84	41	22	31	-	-	6	5
Peja	376	230	146	43	21	161	89	14	30	2	1	10	5
Podujeva	303	170	133	20	15	120	64	20	50	-	-	10	4
Prishtina	724	419	305	64	31	315	170	34	90	-	3	6	11
Prizreni	713	411	302	34	21	298	155	50	96	-	2	29	28
Skenderaji	169	90	79	13	14	66	35	9	30	-	-	2	-
Shtime	84	51	33	11	8	28	13	9	10	-	1	3	1
Shtërpce	33	19	14	3	2	12	9	4	3	-	-	-	-
Suhareka	209	107	102	12	8	80	55	12	29	1	1	2	9
Ferizaji	396	233	163	27	21	170	85	28	54	1	1	7	2
Vitia	223	134	89	16	9	90	43	26	35	-	-	2	2
Vushtrria	286	166	120	14	15	120	71	16	29	-	-	16	5
Zubin Potoku	4	3	1	-	-	3	1	-	-	-	-	-	-
Zveçani	-	-	-	-	-	-	-	-	-	-	-	-	-
Malisheva	128	71	57	13	7	45	34	12	14	-	-	1	2
Outside Kosovo	37	26	11	4	1	17	6	1	4	-	-	4	-
Total	6852	3963	2889	483	301	2748	1475	506	972	11	12	215	129
%	100.0	57.8	42.2	7.0	4.4	40.1	21.5	7.4	14.2	0.2	0.2	3.1	1.9

**Table 2.5: Deaths by the deceased's permanent residence in municipality and by month**

Municipality	Month													
	Total	%	January	February	March	April	May	June	July	August	September	October	November	December
Deçani	128	1.9	4	13	14	7	13	13	14	14	6	4	15	11
Gjakova	475	6.9	43	37	49	42	33	40	34	41	39	40	39	38
Glllogovci	194	2.8	27	19	15	14	10	15	8	12	18	13	19	24
Gjilani	496	7.2	52	34	47	33	54	44	32	27	44	44	36	49
Dragashi	221	3.2	20	16	16	23	15	15	20	24	21	16	16	19
Istogu	158	2.3	12	15	15	8	14	8	11	14	14	19	9	19
Kaçaniku	188	2.7	15	13	22	12	15	14	12	18	18	10	17	22
Klina	114	1.7	9	7	11	8	11	5	8	13	13	4	11	14
Fushë Kosova	116	1.7	6	17	10	13	9	8	8	5	6	9	9	16
Kamenica	207	3.0	16	15	17	22	15	14	11	14	18	20	19	26
Mitrovica	360	5.3	30	36	26	31	29	40	30	38	18	29	30	23
Leposaviqi	1	0.0	-	-	1	-	-	-	-	-	-	-	-	-
Lipjani	199	2.9	16	16	22	19	16	9	9	18	20	25	20	9
Novobërda	7	0.1	2	1	-	-	-	-	1	-	-	-	1	2
Obiliqi	92	1.3	11	6	6	11	9	4	10	6	6	10	6	7
Rahoveci	211	3.1	24	15	18	16	16	13	20	9	19	24	19	18
Peja	376	5.5	34	35	35	32	35	32	41	28	21	21	33	29
Podujeva	303	4.4	24	38	33	29	32	17	26	26	20	14	23	21
Prishtina	724	10.6	62	61	93	62	62	51	55	60	44	62	55	57
Prizreni	713	10.4	68	65	67	55	60	57	59	59	59	61	49	54
Skenderaji	169	2.5	11	15	21	10	20	18	9	8	12	19	11	15
Shtime	84	1.2	11	9	6	5	6	5	13	6	6	5	7	5
Shtërpce	33	0.5	1	2	1	1	8	5	3	2	-	2	3	5
Suhareka	209	3.1	20	18	25	15	17	14	11	13	16	18	22	20
Ferizaji	396	5.8	38	26	46	30	28	29	41	36	30	34	22	36
Vitia	223	3.3	24	15	24	22	20	17	21	9	13	13	22	23
Vushtrria	286	4.2	25	27	22	11	28	24	16	24	29	24	30	26
Zubin Potoku	4	0.1	2	-	1	-	1	-	-	-	-	-	-	-
Zveçani	-	-	-	-	-	-	-	-	-	-	-	-	-	-
Malisheva	128	1.9	10	11	14	8	12	11	9	8	9	12	17	7
Outside Kosovo	37	0.5	5	1	8	2	4	2	4	1	3	1	4	2
<b>Total</b>	<b>6852</b>		<b>622</b>	<b>583</b>	<b>685</b>	<b>541</b>	<b>592</b>	<b>524</b>	<b>536</b>	<b>533</b>	<b>522</b>	<b>553</b>	<b>564</b>	<b>597</b>
<b>%</b>		<b>100.0</b>	<b>9.1</b>	<b>9.1</b>	<b>10.0</b>	<b>7.9</b>	<b>8.6</b>	<b>7.6</b>	<b>7.8</b>	<b>7.8</b>	<b>7.6</b>	<b>8.1</b>	<b>8.2</b>	<b>8.7</b>



Statistics of Deaths 2008

**Table 2.6: Deaths by age group, sex and education**

Age group	Total	Sex		Education														
				No school		Uncompleted elementary school		Completed elementary school		Secondary school		High school		Faculty		Unknown		
				M.	F.	M.	F.	M.	F.	M.	F.	M.	F.	M.	F.	M.	F.	
		Male	Female	M.	F.	M.	F.	M.	F.	M.	F.	M.	F.	M.	F.	M.	F.	
14 and less	436	248	188	244	185	4	3	-	-	-	-	-	-	-	-	-	-	-
15-19	44	32	12	5	2	3	2	10	4	9	3	-	-	-	-	5	1	
20-24	52	36	16	1	3	1	3	7	7	20	2	-	-	-	-	7	1	
25-29	62	43	19	3	3	1	-	5	2	20	10	-	-	2	1	12	3	
30-34	82	51	31	2	2	1	1	4	15	25	7	-	-	-	-	19	6	
35-39	114	63	51	1	7	1	4	8	16	35	16	1	-	1	1	16	7	
40-44	188	109	79	2	5	6	7	19	27	51	15	-	1	5	1	26	23	
45-49	257	172	85	3	8	5	12	25	26	89	25	10	-	6	1	34	13	
50-54	366	226	140	7	13	13	22	42	45	114	31	5	2	13	4	32	23	
55-59	426	293	133	8	21	29	32	71	31	114	20	8	-	12	-	51	29	
60-64	592	376	216	12	65	59	51	104	51	96	16	20	2	14	1	71	30	
65-69	868	530	338	48	132	100	73	172	58	92	6	11	3	10	1	97	65	
70-74	1048	622	426	123	223	148	89	169	35	58	3	21	-	5	-	98	76	
75-79	1069	562	507	172	341	129	66	114	37	27	6	9	3	9	-	102	54	
80-89	1034	522	512	255	368	113	60	49	6	14	2	6	2	5	-	80	74	
90-99	199	74	125	49	104	10	6	6	2	1	-	-	-	-	-	8	13	
100 and over	15	4	11	2	9	2	1	-	-	-	-	-	-	-	-	-	1	
<b>Total</b>	<b>6852</b>	<b>3963</b>	<b>2889</b>	<b>937</b>	<b>1491</b>	<b>625</b>	<b>432</b>	<b>805</b>	<b>362</b>	<b>765</b>	<b>162</b>	<b>91</b>	<b>13</b>	<b>82</b>	<b>10</b>	<b>658</b>	<b>419</b>	
<b>%</b>	<b>100.0</b>	<b>57.8</b>	<b>42.2</b>	<b>13.7</b>	<b>21.8</b>	<b>9.1</b>	<b>6.3</b>	<b>11.7</b>	<b>5.3</b>	<b>11.2</b>	<b>2.4</b>	<b>1.3</b>	<b>0.2</b>	<b>1.2</b>	<b>0.1</b>	<b>9.6</b>	<b>6.1</b>	

Statistics of Deaths 2008

**Table 2.7: Deaths by age group and month**

The deceaseds' age group	Total	M o n t h											
		January	February	March	April	May	June	July	August	September	October	November	December
Less than 1 year	335	23	20	25	20	41	30	30	34	32	20	37	23
1 - 4	44	3	4	2	6	2	2	4	5	1	6	7	2
5 - 9	35	1	4	2	1	4	1	2	5	4	2	4	5
10 - 14	22	3	3	2	1	1	4	3	1	-	4	-	-
15 - 19	44	4	2	4	5	3	2	5	3	3	4	1	8
20 - 24	52	2	3	7	4	4	2	2	5	5	7	5	6
25 - 29	62	5	7	6	4	4	3	5	11	3	4	5	5
30 - 34	82	6	3	9	5	11	4	8	4	4	8	11	9
35 - 39	114	10	3	13	9	15	9	9	5	10	12	10	9
40 - 44	188	25	11	14	15	16	11	22	14	15	12	16	17
45 - 49	257	17	18	31	26	16	18	11	22	20	31	19	28
50 - 54	366	42	26	38	28	35	21	33	25	18	29	42	29
55 - 59	426	39	36	39	40	29	30	40	37	42	39	25	30
60 - 64	592	65	47	50	51	53	51	53	45	40	34	56	47
65 - 69	868	76	75	94	68	74	78	69	53	66	71	76	68
70 - 74	1048	102	102	105	87	90	76	60	89	80	90	79	88
75 - 79	1069	92	88	117	80	97	90	84	84	78	79	84	96
80 - 84	680	58	73	67	49	52	49	58	52	53	53	53	63
85+	568	49	58	60	42	45	43	38	39	48	48	34	64
Total	6852	622	583	685	541	592	524	536	533	522	553	564	597
%	100	9.1	8.5	10.0	7.9	8.6	7.6	7.8	7.8	7.6	8.1	8.2	8.7

**Table 2.8: Deaths by ethnicity, sex and age group**

Ethnicity	Total	Age									
		Less than 1 year	1 - 4	5 - 9	10 - 19	20 - 29	30 - 39	40 - 49	50 - 59	60 - 69	70 and over
Male	3743	190	16	23	44	74	110	268	486	864	1668
Albanian											
Female	2681	142	25	12	18	35	78	156	259	515	1441
Total	6424	332	41	35	62	109	188	424	745	1379	3109
Serb											
Male	57	-	-	-	1	-	2	4	6	12	32
Female	32	-	-	-	-	-	1	2	-	5	24
Total	89	-	-	-	1	-	3	6	6	17	56
Turk											
Males	13	-	-	-	-	-	-	-	3	3	7
Females	4	-	-	-	1	-	-	-	-	1	2
Total	17	-	-	-	1	-	-	-	3	4	9
Bosniac											
Male	112	1	-	-	2	2	1	6	19	22	59
Female	135	1	1	-	-	-	2	2	9	28	92
Total	247	2	1	-	2	2	3	8	28	50	151
RAE*											
Male	33	1	2	-	-	2	-	3	4	5	16
Female	28	-	-	-	-	-	1	2	5	5	15
Total	61	1	2	-	-	2	1	5	9	10	31
Other											
Male	5	-	-	-	-	1	1	-	1	-	2
Female	9	-	-	-	-	-	-	2	-	-	7
Total	14	-	-	-	-	1	1	2	1	-	9
Total											
Male	3963	192	18	23	47	79	114	281	519	906	1784
Female	2889	143	26	12	19	35	82	164	273	554	1581
Total											
Total	6852	335	44	35	66	114	196	445	792	1460	3365
%	100	4.9	0.6	0.5	1.0	1.7	2.9	6.5	11.6	21.3	49.1

\* Roma, Ashkali and Egyptian.

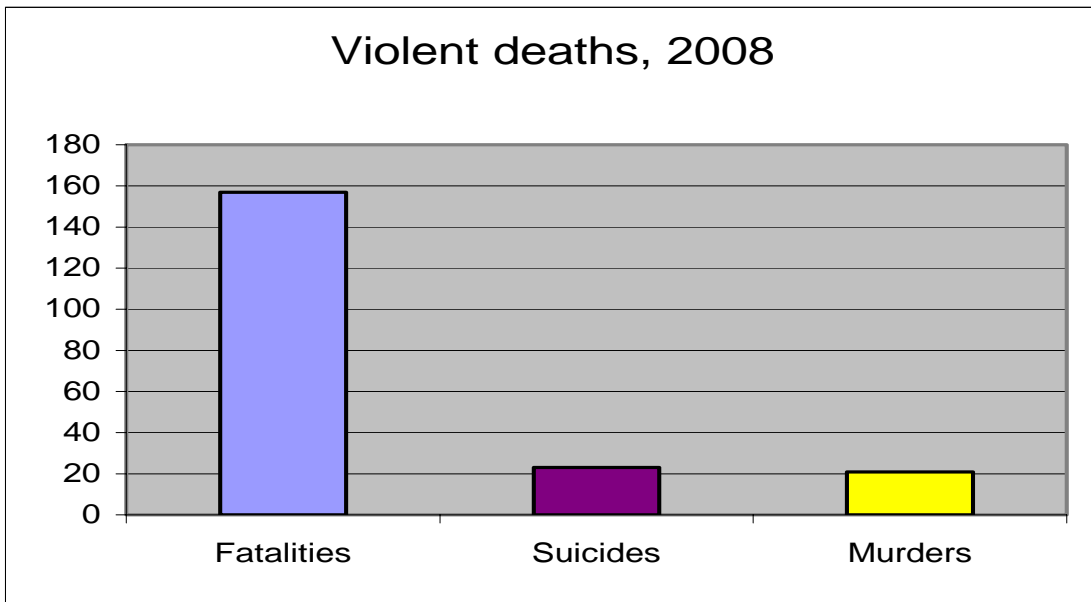
**Table 2.9: Deaths by month**

Month	Sex		
	Total	Male	Female
January	622	365	257
February	583	323	260
March	685	386	299
April	541	334	207
May	592	326	266
June	524	323	201
July	536	313	223
August	533	290	243
September	522	302	220
October	553	323	230
November	564	330	234
December	597	348	249
Total	6852	3963	2889
%	100.0	57.8	42.2



**Table 2.10: Violent deaths by municipalities – fatalities, suicides and murders**

Municipality	Violent deaths			
	Total	Fatalities	Suicides	Murders
Deçani	3	2	1	-
Gjakova	1	1	-	-
Glllogovci	5	5	-	-
Gjilani	5	4	-	1
Dragashi	1	-	1	-
Istogu	9	6	1	2
Kaçaniku	4	3	-	1
Klina	3	2	-	1
Fushë Kosova	4	4	-	-
Kamenica	4	4	-	-
Mitrovica	6	1	3	2
Leposaviqi	-	-	-	-
Lipjani	4	3	1	-
Novobërda	3	3	-	-
Obiliqi	2	2	-	-
Rahoveci	1	1	-	-
Peja	14	10	4	-
Podujeva	3	1	-	2
Prishtina	74	59	6	9
Prizreni	3	2	-	1
Skenderaj	4	4	-	-
Shtime	3	2	-	1
Shtërpce	2	2	-	-
Suhareka	8	7	1	-
Ferizaji	8	6	1	1
Vitia	3	2	1	-
Vushtrria	4	3	1	-
Zubin Potoku	-	-	-	-
Zveçani	-	-	-	-
Malisheva	3	3	-	-
Outside Kosovo	17	15	2	-
<b>Total</b>	<b>201</b>	<b>157</b>	<b>23</b>	<b>21</b>
<b>%</b>	<b>100.0</b>	<b>78.1</b>	<b>11.4</b>	<b>10.4</b>



**Table 2.11 : Violent deaths by sex and age group**

Sex	Total	Age group					
		0-4	5 - 9	10 - 14	15 - 19	20 - 49	50 and over
Males	118	4	6	4	7	69	28
Females	39	5	3	3	4	13	11
Total	157	9	9	7	11	82	39

Suicides

Sex	Total	Age group					
		0-4	5 - 9	10 - 14	15 - 19	20 - 49	50 and over
Male	15	-	-	1	-	10	4
Female	8	-	-	-	-	6	2
Total	23	-	-	1	-	16	6

Murders

Sex	Total	Age group					
		0-4	5 - 9	10 - 14	15 - 19	20 - 49	50 and over
Male	16	-	-	-	-	10	6
Female	5	-	-	-	-	5	-
Total	21	-	-	-	-	15	6

**Table 2.12: Violent deaths by national ethnicity**

Ethnicity	Total	Fatalities	Suicides	Murders
Albanian	199	156	22	21
Serb	1	-	1	-
Turk	-	-	-	-
Bosniac	-	-	-	-
RAE*	1	1	-	-
Other	-	-	-	-
<b>Total</b>	<b>201</b>	<b>157</b>	<b>23</b>	<b>21</b>
<b>%</b>	<b>100</b>	<b>78.1</b>	<b>11.4</b>	<b>10.4</b>

\* Roma, Ashkali and Egyptian.

**Table: 2.13 Infants deaths by the deceased's permanent residence in municipality, age and medical treatment**

Municipality	Total	By medical treatment	Up to 24 hours		1-6 days		7-27 days		1-3 months		4-7 months		8-11 months	
			Total	By medical treatment	Total	By medical treatment	Total	By medical treatment	Total	By medical treatment	Total	By medical treatment	Total	By medical treatment
Deçani	6	5	-	-	5	5	-	-	1	-	-	-	-	-
Gjakova	21	20	5	4	8	8	1	1	7	7	-	-	-	-
GlLogovci	18	17	1	1	6	6	4	4	3	2	2	2	2	2
Gjilani	14	14	5	5	3	3	2	2	2	2	2	2	-	-
Dragashi	5	5	-	-	2	2	1	1	2	2	-	-	-	-
Istogu	10	9	1	1	6	6	1	1	1	-	1	1	-	-
Kaçaniku	10	8	2	2	1	-	3	3	3	3	-	-	1	-
Klina	10	9	-	-	3	3	3	3	3	2	1	1	-	-
Fushë Kosova	2	2	-	-	1	1	-	-	-	-	1	1	-	-
Kamenica	6	6	-	-	2	2	3	3	1	1	-	-	-	-
Mitrovica	12	12	2	2	5	5	1	1	4	4	-	-	-	-
Leposaviqi	-	-	-	-	-	-	-	-	-	-	-	-	-	-
Lipjani	13	13	2	2	8	8	2	2	1	1	-	-	-	-
Novobërda	-	-	-	-	-	-	-	-	-	-	-	-	-	-
Obiliqi	1	1	-	-	-	-	-	-	-	-	1	1	-	-
Rahoveci	12	11	2	2	3	3	-	-	5	4	1	1	1	1
Peja	14	14	4	4	6	6	3	3	-	-	-	-	1	1
Podujeva	19	19	5	5	9	9	2	2	2	2	1	1	-	-
Prishtina	49	49	7	7	25	25	7	7	4	4	6	6	-	-
Prizreni	22	22	1	1	10	10	4	4	5	5	1	1	1	1
Skenderaj	11	10	-	-	3	3	2	2	4	4	2	1	-	-
Shtime	8	6	2	-	4	4	1	1	1	1	-	-	-	-
Shtërpce	3	2	-	-	1	1	1	1	1	-	-	-	-	-
Suhareka	7	7	-	-	3	3	-	-	2	2	2	2	-	-
Ferizaj	21	20	3	3	7	7	5	5	5	4	-	-	1	1
Vitja	12	12	2	2	5	5	1	1	-	-	3	3	1	1
Vushtrria	16	16	1	1	7	7	3	3	3	3	2	2	-	-
Zubin Potoku	-	-	-	-	-	-	-	-	-	-	-	-	-	-
Zveçani	-	-	-	-	-	-	-	-	-	-	-	-	-	-
Malisheva	11	11	2	2	7	7	2	2	-	-	-	-	-	-
Outside Kosovo	2	2	-	-	-	-	1	1	-	-	1	1	-	-
Total	335	322	47	44	140	139	53	53	60	53	27	26	8	7
%	100.0	96.1	14.0	93.6	41.8	99.3	15.8	100.0	17.9	88.3	8.1	96.3	2.4	87.5

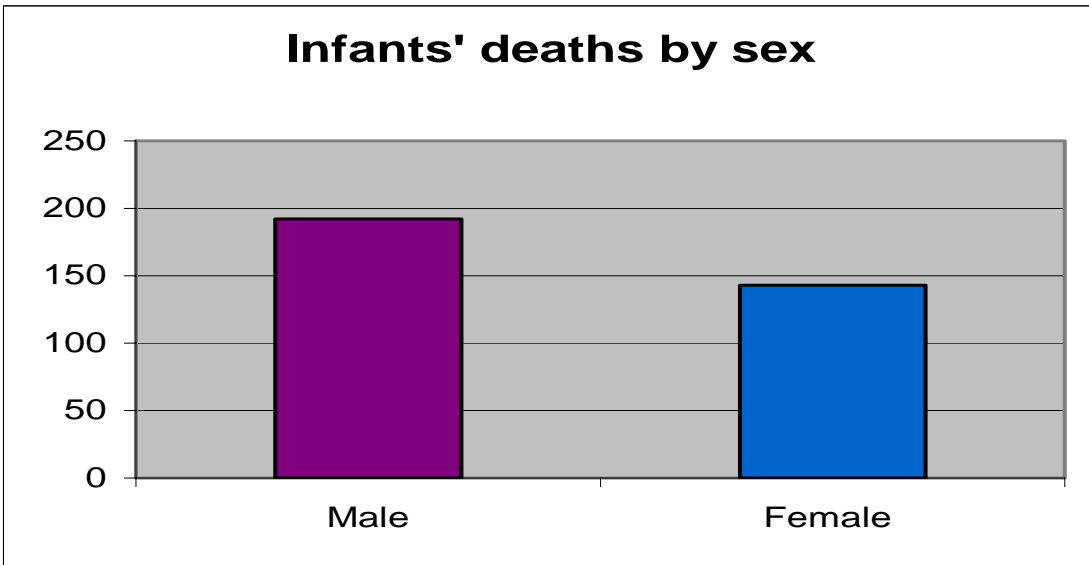
**Table 2.14: Dead infants by the deceased's permanent residence in municipality, national ethnicity and sex**

Municipality	Total	Albanian		Serb		Turk		Bosniac		RAE*		Other	
		M.	F.	M.	F.	M.	F.	M.	F.	M.	F.	M.	F.
Deçani	6	5	1	-	-	-	-	-	-	-	-	-	-
Gjakova	21	9	11	-	-	-	-	-	-	1	-	-	-
GILogovci	18	11	7	-	-	-	-	-	-	-	-	-	-
Gjilani	14	5	9	-	-	-	-	-	-	-	-	-	-
Dragashi	5	3	1	-	-	-	-	1	-	-	-	-	-
Istogu	10	4	6	-	-	-	-	-	-	-	-	-	-
Kaçaniku	10	6	4	-	-	-	-	-	-	-	-	-	-
Klina	10	4	6	-	-	-	-	-	-	-	-	-	-
Fushë Kosova	2	2	-	-	-	-	-	-	-	-	-	-	-
Kamenica	6	2	4	-	-	-	-	-	-	-	-	-	-
Mitrovica	12	7	5	-	-	-	-	-	-	-	-	-	-
Leposaviqi	-	-	-	-	-	-	-	-	-	-	-	-	-
Lipjani	13	6	7	-	-	-	-	-	-	-	-	-	-
Novobërda	-	-	-	-	-	-	-	-	-	-	-	-	-
Obiliqi	1	1	-	-	-	-	-	-	-	-	-	-	-
Rahoveci	12	9	3	-	-	-	-	-	-	-	-	-	-
Peja	14	7	7	-	-	-	-	-	-	-	-	-	-
Podujeva	19	12	7	-	-	-	-	-	-	-	-	-	-
Prishtina	49	33	16	-	-	-	-	-	-	-	-	-	-
Prizreni	22	13	8	-	-	-	-	-	1	-	-	-	-
Skenderaji	11	4	7	-	-	-	-	-	-	-	-	-	-
Shtime	8	4	4	-	-	-	-	-	-	-	-	-	-
Shtërpce	3	2	1	-	-	-	-	-	-	-	-	-	-
Suhareka	7	2	5	-	-	-	-	-	-	-	-	-	-
Ferizaji	21	12	9	-	-	-	-	-	-	-	-	-	-
Vitia	12	8	4	-	-	-	-	-	-	-	-	-	-
Vushtrria	16	9	7	-	-	-	-	-	-	-	-	-	-
Zubin Potoku	-	-	-	-	-	-	-	-	-	-	-	-	-
Zveçani	-	-	-	-	-	-	-	-	-	-	-	-	-
Malisheva	11	8	3	-	-	-	-	-	-	-	-	-	-
Outside Kosovo	2	2	-	-	-	-	-	-	-	-	-	-	-
Total	335	190	142	-	-	-	-	1	1	1	-	-	-

\*Roma, Ashkali and Egyptian.

**Table 2.15: Dead infants by sex and age**

	Age	Sex	
		Male	Female
Up to 24 hours	47	26	21
1 day	29	16	13
2 days	47	28	19
3 days	21	14	7
4 days	19	15	4
5 days	13	5	8
6 days	11	8	3
7-13 days	38	17	21
14-20 days	7	6	1
21-27 days	8	5	3
28-29 days	5	3	2
1 month	31	18	13
2 months	14	9	5
3 months	10	4	6
4 months	12	4	8
5 months	10	6	4
6 months	1	1	-
7 months	4	2	2
8 months	-	-	-
9 months	5	5	-
10 months	-	-	-
11 months	3	-	3
Total	335	192	143
%	100	57.3	42.7





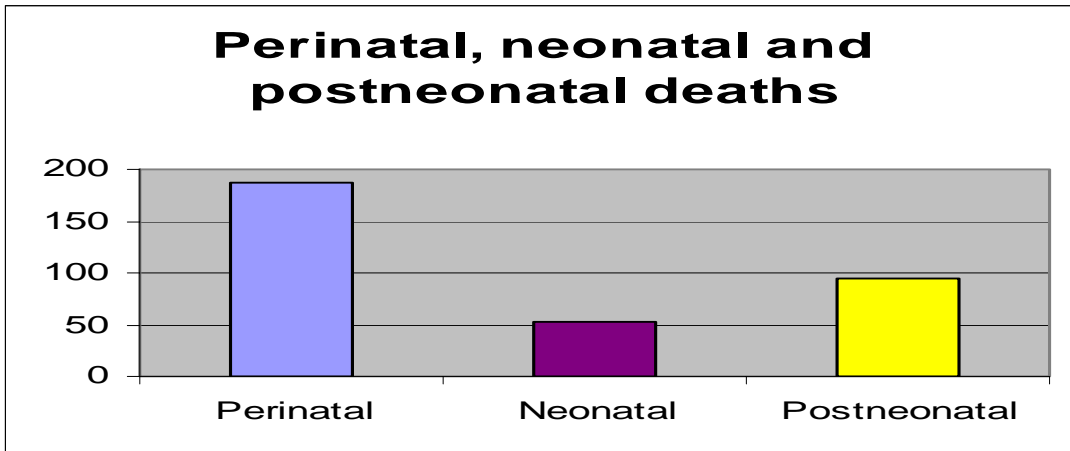
**Table 2.16: Dead infants by sex, mother's age and the child's birth order**

Some features		Total	The deceaseds' age			
			Perinatal	Neonatal	Post-neonatal	
Sex	Male	192	112	28	52	
	Female	143	75	25	43	
	Total	335	187	53	95	
Mother's age	14 and less	-	-	-	-	
	15-19	6	2	3	1	
	20-24	70	40	11	19	
	25-29	122	65	16	41	
	30-34	65	37	11	17	
	35-39	51	31	9	11	
	40-44	12	7	2	3	
	45-49	6	5	1	-	
	Unknown	3	-	-	3	
	Total	335	187	53	95	
	Birth's order	First	102	59	22	21
		Second	96	46	16	34
		Third	79	44	8	27
Fourth		36	24	5	7	
Fifth		11	7	-	4	
Sixth		4	2	-	2	
Seventh		2	2	-	-	
Eighth		4	3	1	-	
Nine and more		1	-	1	-	
Total	335	187	53	95		
%	100,0	55.8	15.8	28.4		

**Table 2.17: Dead infants by marital status and mother's education level**

Marital status and mother's education level		The deceaseds' age			
		Total	Perinatal	Neonatal	Post-neonatal
Mother's marital status	Married	12	2	2	8
	Extramarital	321	183	51	87
	Widow	-	-	-	-
	Divorced	2	2	-	-
	Unknown	-	-	-	-
	Total	335	187	53	95
Mother's education level	No education	7	3	-	4
	Uncompleted elementary school	25	14	3	8
	Completed elementary school	193	112	36	45
	Secondary school	107	57	12	38
	High school	1	-	1	-
	Faculty	2	1	1	-
	Unknown	-	-	-	-
	Total	335	187	53	95

Perinatal deaths ..... Up to 6 days  
 Neonatal deaths .....7 - 27 days  
 Post-neonatal deaths ....28 days to 1 year



**Table 2.18: Dead infants by month and sex**

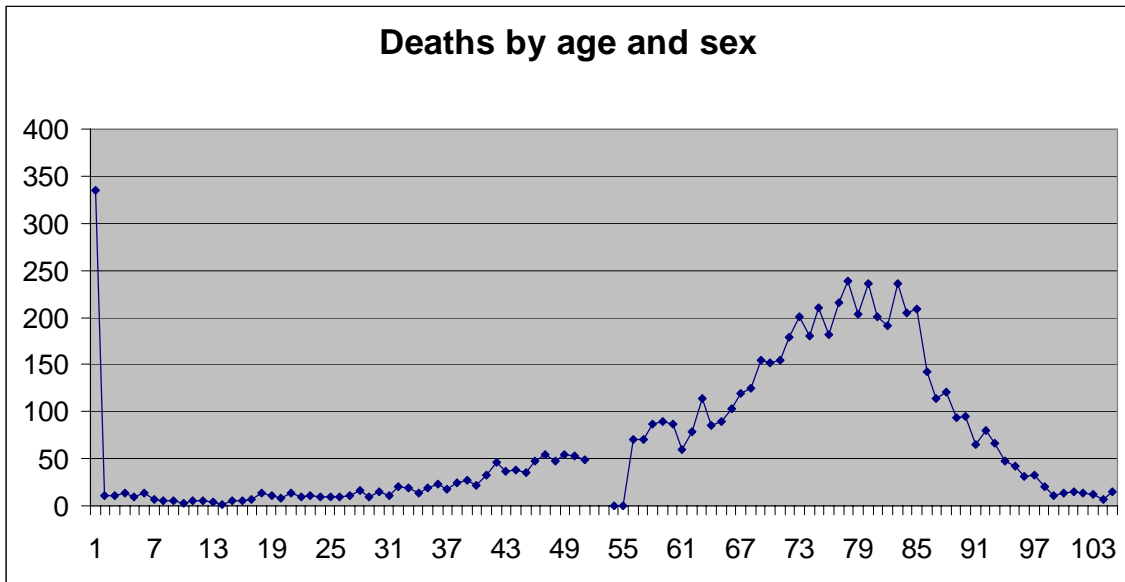
Month	Sex		
	<i>Total</i>	Male	Female
January	23	14	9
February	20	12	8
March	25	15	10
April	20	16	4
May	41	23	18
June	30	20	10
July	30	16	14
August	34	14	20
September	32	15	17
October	20	13	7
Novemebr	37	22	15
December	23	12	11
Total	335	192	143
%	100	57.3	42.7

**Table 2.19: Deaths by age and sex**

Age	Sex		
	Total	Male	Female
0	335	192	143
1	11	2	9
2	11	6	5
3	13	5	8
4	9	5	4
5	13	8	5
6	7	4	3
7	6	5	1
8	6	3	3
9	3	3	0
10	6	5	1
11	5	4	1
12	4	2	2
13	2	0	2
14	5	4	1
15	5	4	1
16	7	6	1
17	13	9	4
18	11	7	4
19	8	6	2
20	13	12	1
21	10	7	3
22	11	5	6
23	9	5	4
24	9	7	2
25	10	7	3
26	11	8	3
27	16	11	5
28	10	7	3
29	15	10	5
30	11	5	6
31	20	12	8
32	19	14	5
33	13	8	5
34	19	12	7
35	23	14	9
36	18	11	7
37	24	17	7
38	27	11	16
39	22	10	12
40	33	21	12
41	46	25	21
42	36	17	19
43	38	27	11
44	35	19	16
45	48	29	19
46	54	37	17
47	48	35	13
48	54	37	17
49	53	34	19
50	49	30	19

**Table 2.19: Deaths by age and sex (continued)**

Age	Sex		
	Total	Male	Female
51	70	47	23
52	70	36	34
53	87	59	28
54	90	54	36
55	87	58	29
56	60	44	16
57	79	59	20
58	114	77	37
59	86	55	31
60	90	63	27
61	103	56	47
62	120	81	39
63	125	81	44
64	154	95	59
65	152	97	55
66	155	98	57
67	179	105	74
68	201	122	79
69	181	108	73
70	210	129	81
71	182	124	58
72	215	115	100
73	238	137	101
74	203	117	86
75	236	135	101
76	201	104	97
77	191	87	104
78	236	121	115
79	205	115	90
80	209	121	88
81	143	80	63
82	114	53	61
83	121	58	63
84	93	48	45
85	95	43	52
86	65	36	29
87	80	35	45
88	67	26	41
89	47	22	25
90	42	12	30
91	31	11	20
92	32	10	22
93	21	10	11
94	11	4	7
95	14	6	8
96	15	5	10
97	14	6	8
98	12	7	5
99	7	3	4
100 and over	15	4	11
<b>Total</b>	<b>6852</b>	<b>3963</b>	<b>2889</b>







## **Statistical Office of Kosovo, a brief description**

**The Statistical Office of Kosovo (SOK)** is a professional office operating since 1948. The SOK passed through some of the historic phases and it has been structured by the state rule of that time. SOK restarted its work on August 2, 1999, as an independent and professional office working in the frames of the Ministry of Public Administration (MPA). SOK is financed by the Kosovo Consolidated Budget and by donors for the various projects.

**The Statistical Office of Kosovo** acts pursuant the UNMIK Regulation 2001/14 that entered into force on July 2, 2001. A medium-term Master Plan is being developed for the statistical system of Kosovo compatible with the European Statistics.

**The SOK Organization Structure;** composes of four departments for production of statistics (Department of Economic Statistics and National Accounts, Department of Population Statistics, Department of Social Statistics and Department of Agricultural and Environment Statistics), seven Regional Offices (located in Gjakova, Gjilan, Mitrovica, Peja, Prizren, Pristina and Ferizaj), two support departments (Department of Methodology and Information Technology, and Department of Administration), as well as the Office of the Population Census.

Total number employees is 134, of them 96 (71.6%) within the SOK offices whilst 38 (28.4%) in regional offices.

There is also a support and cooperation with the international institutions.

The Statistical Office of Kosova covers Kosovo entirely. For implementation of the surveys in the field, the SOK uses appropriate sampling and methodology approach. In the collection of the reports from the reporting units, the SOK engages professionals, technicians, administrators and civilians form the local offices and regional field population census.

Recently, a team of national and international experts is working in the project of the population census.

**SOK Mission** is to fulfill the needs of the users with the reliable statistical data and with regular analyses in order to support and provide government departments with the proper information for decision-making process including other users as well.

- **Address: Statistical Office of Kosovo, Str. Zenel Salihu, No. 4, Pristina**
- **Telephones:**  
**Head-Quarters: +381 (0) 38 235 111**  
**Director: +381 (0) 38 235 545**
- **Fax: +381 (0) 38 235 033**
- **E-mail: [population@ks-gov.net](mailto:population@ks-gov.net)**
- **Web-site: [www.ks-gov.net/esk](http://www.ks-gov.net/esk)**