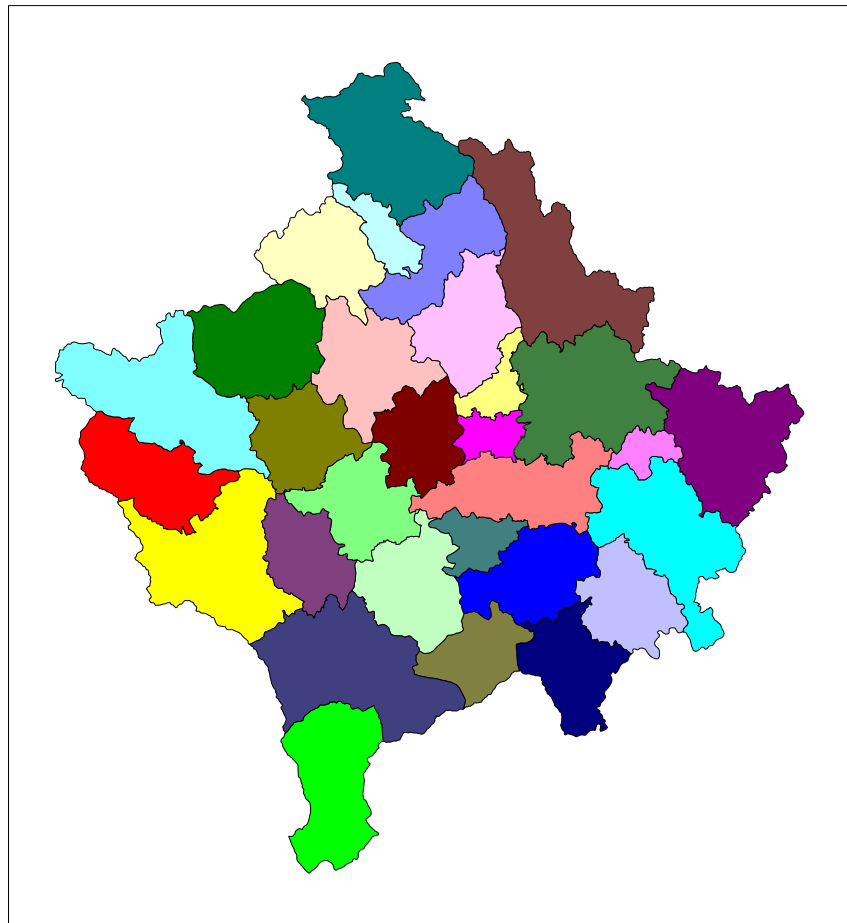




Republika e Kosovës
Republika Kosova-Republic of Kosovo
Qeveria - Vlada - Government
Ministria e Shërbimeve Publike - Ministarstvo Jaonih Sluzbi - Ministry of Public Services

Series 4: Statistics of Population

Statistics of Births in Kosovo 2007



Enti i Statistikës së Kosovës
Zavod za Statistiku Kosova
Statistical Office of Kosovo

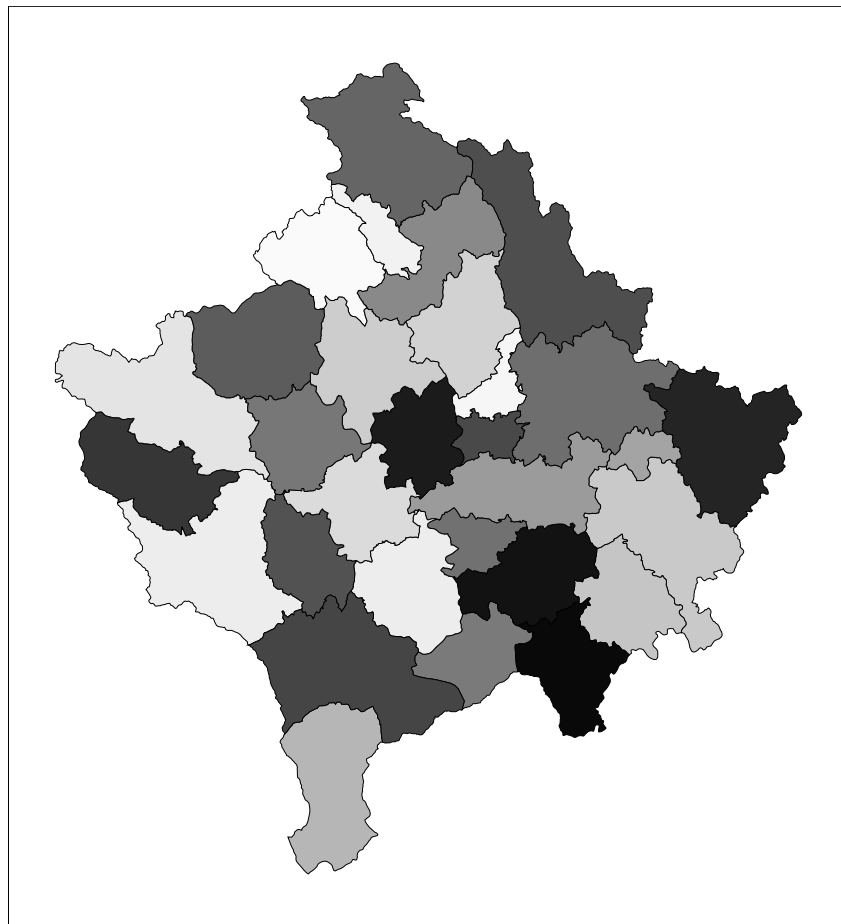


Republika e Kosovës
Republika Kosova-Republic of Kosovo
Qeveria - Vlada - Government
Ministria e Shërbimeve Publike - Ministarstvo Jaonih Sluzbi - Ministry of Public Services

Series 4: Statistics of Population

Statistics of Births in Kosovo

2007



Enti i Statistikës së Kosovës
Zavod za Statistiku Kosova
Statistical Office of Kosovo

Publisher: Statistical Office of Kosovo (SOK)
Publication date: June 2008
© Statistical Office of Kosovo
Reproduction is authorized when source is indicated only
Printed by the K.G.T, Pristina, Kosovo

More information is available on Internet
www.ks-gov.net/esk

F o r e w o r d

This Bulletin, produced by the Statistical Office of Kosovo (SOK), contains basic data and some indicators on Births in Kosovo for 2007.

Data in this Bulletin are final thereof are results of annual and regular researches of vital statistics domain.

Resources of such a data are Registry Books, while reported units are Civil Registry Offices of Kosovo (Registrar.)

Data collection has been carried out through special statistical instrument: statistical questionnaire for births - DEM-1.

According to the law provisions on managing the registry books, cases of births are mandatory to be registered in registry books in the place where the event occurred, whether or not the persons who are related with the event live in that location permanently or even in some other places.

The results of demographic statistics are processed and published according to the permanent/usual dwelling principle of the person that, according to the international rules, it is adapted to the concept of permanent population (residency); this principal is applied also in case of population census.

When using this information (data) published in this Bulletin, the Department of Population Statistics of SOK will accept suggestions, proposals and/or any remarks that will help to affluence the content of this publication in the future.

This Bulletin has been prepared by:

Head of Population Statistics Department, Mr. Kadri Sojeva,
Chief of Division, Ms. Hamide Konushevci, and
Chief of Sections, Ms. Nazife Pushka, Ms. Sanije Uka.

Computer data processing, Ms. Nazife Pushka.

Design – Mr. Ahmet Cakolli

Pristina, June, 2008

Chief of Execution Officer, SOK,
Avni Kastrati

Abbreviations

PSD Population Statistics Department
SOK Statistical Office of Kosovo
VSS Vital Statistical System

Symbols

0 the data is smaller than 0,5 of units given left
: data missing
- no occurrence

Content

Page

Data Resource	4
Scope	5
Estimation of Number of Inhabitants	5
Elementary Analysis.....	5
Vital occurrences in Kosovo by years.....	7
Table 1. 1: Children born alive* by the place the birth occurred and mother's permanent residency in municipality, 2007	11
Table 1.2: Children born alive births by mother's residence in municipality, gender, parents marital status and place the child was born, 2007.....	12
Table 1.3: Children born alive by mother's permanent residence in municipality, age group and average mother's age, 2007	13
Table 1.4: Children born alive according to mother's permanent residence in municipality and child's birth order, 2007.....	14
Table 1.5: Children born alive by mother's permanent residence in municipality and education, 2007	15
Table 1.6: Children born alive according to mother's permanent residence in municipality, ethnicity and medical assistance offered during labor, 2007	16
Table 1.7: Children born alive according to mother's permanent residence in municipality and child birth weight, 2007.....	17
Table 1.8: Children born alive according to permanent place of mother in the municipality and ethnicity, 2007.....	18
Table 1. 9: Children born alive* by mother's permanent residence in municipality, gender, place of birth and parent's marital status, 2007.....	19
Table 1.10. Children born alive by mother's permanent place in municipality and by months, 2007	20
Table 1. 11: Children born alive by mother's age and child's birth order, 2007	21
Table 1.12: Children born alive by parent's duration of marriage (wedlock) and child's birth order, 2007	22
Table 1.13. Children born alive by child's birth order and mother's age group, 2007.....	23
Table 1.14: Children born alive by child's birth order and parent's marital status, 2007.....	23
Table 1.15: Children born alive by mother's age group and education, 2007.....	24
Table 1. 16: Child's birth order born alive, and mother's education, 2007	24
Table 1. 17: Children born alive by mother's ethnicity, gender and child's birth order, 2007.....	25
Table 1. 18: Children born alive by mother's ethnicity and education, 2007.....	25
Table 1. 19: Children born alive by months and gender, 2007	26
Table 1. 20: Children born twins and triplet, 2007	26
Table 1.21: Children born dead by mother's permanent residency in municipality, gender, parent's marital status and the place the birth occurred, 2007	27
Table 1.22: Dead births by mother's age group and child's birth order, 2007	28
Table 1.23: Children born dead by months and gender, 2007.....	29
Table 1.24: The frequency of names for boys and girls born in 2007	29

Short History

The data for births during 1900-1912 were obtained through Turkish registers that were guided in special administrative offices and in religious institutions.

During the period of 1921-1939, the data for vital statistics were also obtained mainly through evidences in religious institutions (churches and mosques); some small amount of data was obtained through state registers.

After the Second World War, on 9th of May 1946, the Law on Marriages and Law on State Register Books are approved and this matter was carried in competencies of state bodies alone.

Collection of data for births was carried out in a monthly basis by clerks in a summarized review and they contained only the total and the gender. The collected monthly data were the *preliminary* demographic results.

After 1951, demographic data were collected through individual questionnaires, processed afterwards and resulted in final data, according to the permanent residence and the time when the case occurred.

The collapse of the System of Demographic Statistics starts with the beginning of political disorder in Kosovo in 1989, but the total collapse happened during the war in 1999, and continues with the disorder and collapse of many register offices and the liquidation and stealing-withdrawing of many register books in Serbia (in some municipalities also the register books from 1900).

First efforts to start the operation of this institution were made by the end of 1999 when UNMIK establishes new civil register by giving this institution a new register books and certificates to be used.

In 2000, the priority was "Reactivation of the Vital Statistical System" planned together with the Department of Population Statistics in SOK. General technical assistance was received from the Montreal University in Canada and from the Holland Government.

In August 2001, starts the data collection for births.
In January 2004, DSP reactivates other part of VSS – divorces.

After the war in 1999, Demographic Statistics was initially supported by CIDA (Canadian International Development Agency) for the first phase, and together with the Holland Government for the second phase – UNFPA was as an executive agency of the project.

Data Resource

Reported units of data for Births are the Offices of Civil Registry – Officials. Data are collected by special statistical questionnaires.

According to the Law provisions on guiding the register books, birth cases are mandatory to be registered in register book at the register office where the event occurred, not considering that the persons with whom the event is related are living in that or some other place.

The outcomes of demographic statistics are processed according to the permanent residence principal of the born child. So, the demographic statistical outcomes were processed according to the permanent residence principal that corresponds with the concept of permanent population (resident) applied in censuses.

This bulletin contains information related to vital occurrence that occurred in 2007 and presented in table format, on country and municipality level, according to the main characteristics such as age, gender, ethnicity, education, fertility, etc., that are usually required also in the population census in Kosovo - municipality and permanent residence level.

Scope

After the war in 1999, it was estimated that the cases of vital statistics –births- include around 85%. The implementation of law regulations on registration of vital events in the register books at the civil offices is of special importance.

Vital events that happen in the dwellings where the majority of Serb live, mainly are not registered at the Civil Offices of Kosovo, therefore, DSP of SOK does not possess information for that part of the population of Kosovo.

Estimation of Number of Inhabitants

In the lack of current data for the number of population in Kosovo since the last population census in 1981, the estimation of the population is vital for the Statistical Office of Kosovo. The estimation was done based on statistical methods for estimation, prognosis and projections. In calculation were used the data coming from the administrative resources by including the estimations that were done from mix commission of civil register estimation of 2000. At the end of 2007, the total population in Kosovo was estimated to be 2,126,708 inhabitants.

The population increases or decreases with the positive or negative natural growth including the positive or negative weld of migrations.

This can be presented by this formula:

$$P_1 = P_0 + (L - V) + (I - E)$$

- P₁** – the estimated population at the end of the year,
- P₀**- the average number of population in the middle of the year,
- L**- the number of births within the calendar year,
- V**- the number of deaths within the calendar year,
- I**- the number of immigrations, and
- E**- the number of immigrations within the calendar year.

$$P_1 = P_0 + (L - V) + (I - E)$$

Elementary Analysis

Based on the data presented in the tables of this bulletin for 2007, the natality (population growth) is 15.6 promil.

Births:

Based on the collected information in this publication for 2007, there are 33392 births registered in Kosovo, from them 33112 were children born alive whilst 280 were children born dead. Vital coefficient is 5.0 (rapport between born alive children and dead born children). Coefficient of deaths - fetal deaths in 1000 births - was 8.5 promil. 93.7% of births occurred in medical institutions whilst other part occurred in another place.

The biggest number of mothers that delivered children comes from the age group of 25-29 with 36.1%, age group of 20-24 with 25.1%, age group of 30- 34 with 24.2%, and other age groups compound 14.6% from the total number of children born alive.

Average age of women that delivered children in 2007 is 27.3 years old. The mothers that delivered the first child are 38.8%, mothers that delivered the second child are 29,7%, mothers that delivered the third child are 19.0%, and so on.

According to the weigh of the born child in medical institutions, the biggest number of infants is with weight of 3000-3499gr or 31.5%, 3500-3999gr or 23.5%, 2500-2999gr or 13.2%, etc. Infants born with the weight less then 1999gr are only 1.8%.

For the children born outside medical institution, according to the research methodology, the data for these infants' weight are not required.

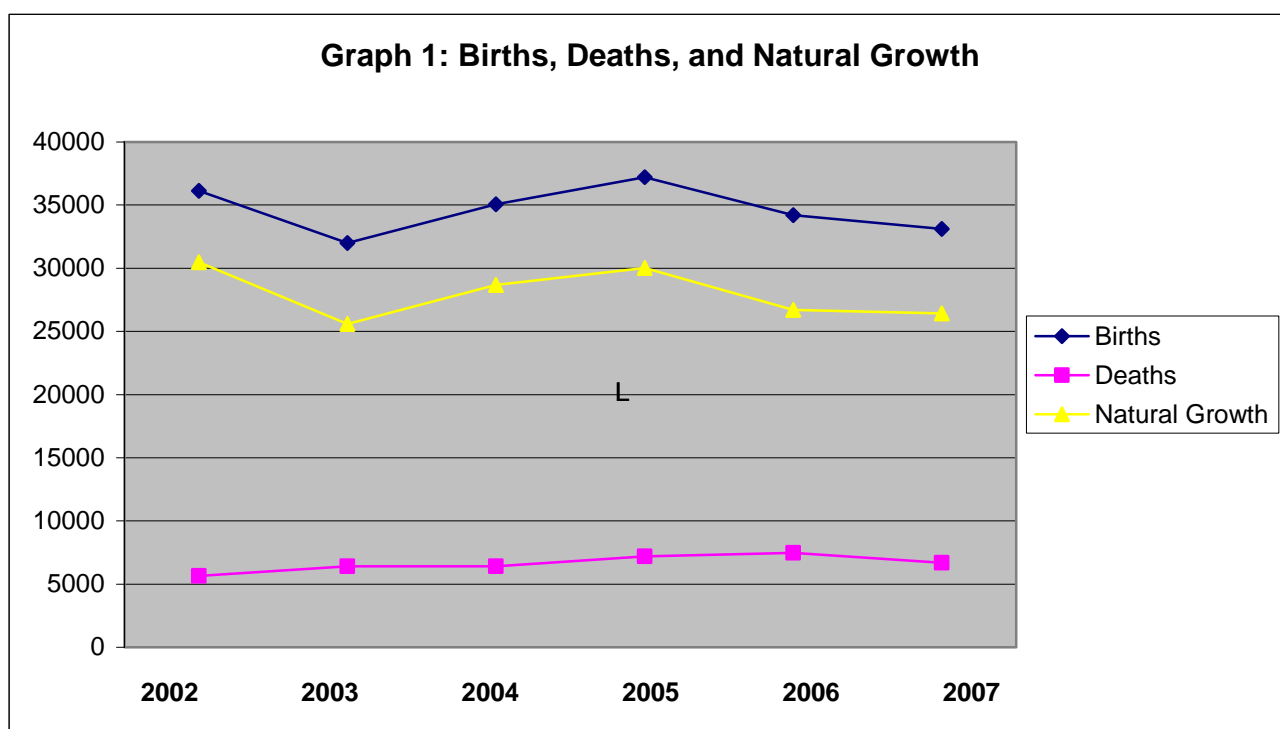
According to the education, mothers with elementary school are 49.63%, whilst with high school and faculty is 5.2%, etc.

The most frequented name of the child in 2007 for girls was Erza 177, Elsa 123 etc, whilst for boys was Altin 106, Erion 105 etc.

Vital occurrences in Kosovo by years

Years	Population in (000) inhabitants	Children born alive	Children born dead		Natural growth	Marriages	Divorces
			Total	Infants			
2002	1985	36136	5654	403	30482	18280	...
2003	2016	31994	6417	483	25577	17034	...
2004	2041	35063	6399	415	28664	16989	1293
2005	2070	37218	7207	357	30011	15732	1445
2006	2100	34187	7479	410	26708	15825	1480
2007	2126	33112	6681	366	26431	16824	1558

Years	In 1000 inhabitants				Divorces in 1000 marriages	Children born dead in 1000 born alive
	Children born alive	Children born dead	Natural growth	Marriages		
2002	18,2	2,8	15,4	9,2	...	11,2
2003	15,9	3,2	12,7	8,4	...	15,1
2004	17,2	3,1	14,0	8,3	76,1	11,8
2005	18,0	3,5	14,5	7,6	91,9	9,6
2006	16,3	3,6	12,7	7,5	93,5	12,0
2007	15,6	3,1	12,4	7,9	92,6	11,1



BIRTHS (D E M – 1)

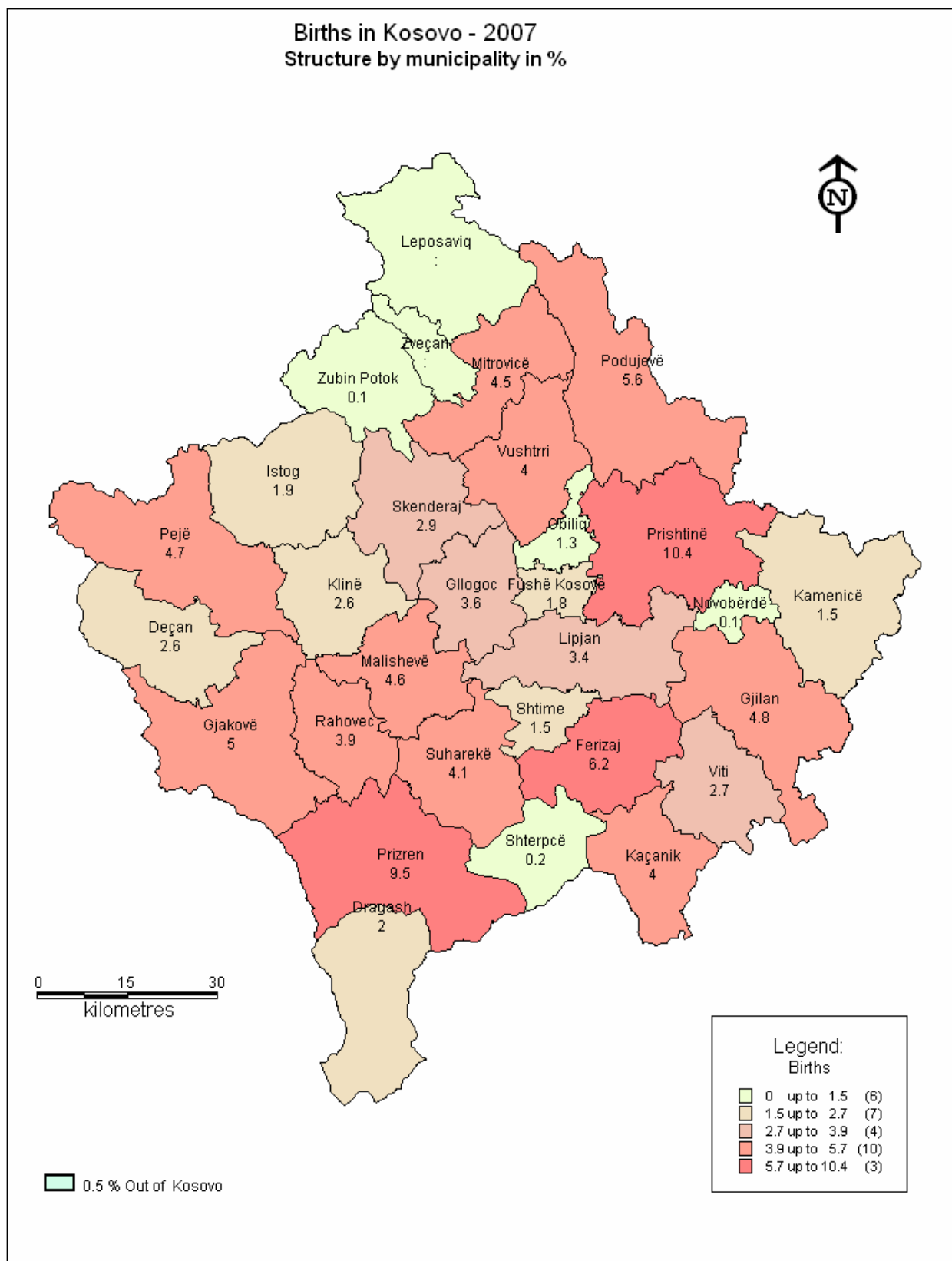


Table 1. 1: Children born alive* by the place the birth occurred and mother's permanent residency in municipality, 2007

Municipality	Place the birth occurred	%	Mother's permanent residency in municipality	%
Deçani	107	0,3	852	2,6
Gjakova	2184	6,5	1677	5,0
Gllgovci	506	1,5	1218	3,6
Gjilani	2293	6,9	1591	4,8
Dragashi	358	1,1	664	2,0
Istogu	150	0,4	637	1,9
Kaçaniku	505	1,5	1336	4,0
Klina	131	0,4	884	2,6
Fushë Kosova	11	0,0	613	1,8
Kamenica	89	0,3	489	1,5
Mitrovica	604	1,8	1494	4,5
Leposaviqi			3	0,0
Lipjani	91	0,3	1128	3,4
Novobërda	4	0,0	32	0,1
Obiliqi	32	0,1	436	1,3
Rahoveci	523	1,6	1287	3,9
Peja	2492	7,5	1578	4,7
Podujeva	264	0,8	1875	5,6
Prishtina	10662	31,9	3483	10,4
Prizreni	4339	13,0	3163	9,5
Skënderaj	450	1,3	974	2,9
Shtimja	8	0,0	499	1,5
Shtërpca	7	0,0	70	0,2
Suhareka	202	0,6	1370	4,1
Ferizaji	1874	5,6	2084	6,2
Vitia	47	0,1	895	2,7
Vushtrria	953	2,9	1333	4,0
Zubin Potoku			22	0,1
Zveçani			8	0,0
Malisheva	302	0,9	1527	4,6
Outside Kosovo	4204	12,6	170	0,5
Total	33392	100,0	33392	100,0

* Children born alive and dead

Table 1.2: Children born alive births by mother's residence in municipality, gender, parents marital status and place the child was born, 2007

Municipality	Total live births	Gender		Marital status			Child born in:		
		females	males	wedlock	non wedlock	unknown	medical institute	Other place	
								Medical assistance	No medical assistance
Deçani	843	403	440	342	292	209	772	69	2
Gjakova	1667	766	901	912	603	152	1619	23	25
Gllgovci	1199	576	623	778	369	52	1112	84	3
Gjilani	1581	715	866	950	588	43	1571	6	4
Dragashi	660	326	334	457	201	2	490	170	
Istogu	634	297	337	341	284	9	623	10	1
Kaçaniku	1324	642	682	922	372	30	823	500	1
Klina	876	388	488	483	382	11	744	131	1
Fushë Kosova	607	282	325	328	236	43	596	11	
Kamenica	481	231	250	335	133	13	474	7	
Mitrovica	1485	723	762	1010	439	36	1430	33	22
Leposaviqi	3	2	1	1	2		2	1	
Lipjani	1115	522	593	584	513	18	1104	11	
Novobërda	32	20	12	16	16		28	4	
Obiliqi	435	194	241	295	137	3	402	31	2
Rahoveci	1271	585	686	344	731	196	999	272	
Peja	1571	772	799	588	955	28	1551	16	4
Podujeva	1848	910	938	829	989	30	1771	77	
Prishtina	3458	1714	1744	2106	1303	49	3428	5	25
Prizreni	3148	1497	1651	1786	1349	13	3094	54	
Skënderaj	969	435	534	620	300	49	924	43	2
Shtimja	494	231	263	242	239	13	485	9	
Shtërpca	69	35	34	41	28		62	7	
Suhareka	1357	645	712	679	673	5	1299	57	1
Ferizaji	2071	942	1129	1121	882	68	2054	14	3
Vitia	887	423	464	442	410	35	874	12	1
Vushtrria	1318	608	710	945	341	32	1289	21	8
Zubin Potoku	22	10	12	15	7		22		
Zveçani	8	4	4	2	6		8		
Malisheva	1516	746	770	570	932	14	1232	281	3
Outside Kosovo	163	74	89	111	40	12	160	2	1
Total	33112	15718	17394	18195	13752	1165	31042	1961	109
%	100	47,5	52,5	54,9	41,5	3,5	93,7	5,9	0,3

Table 1.3: Children born alive by mother's permanent residence in municipality, age group and average mother's age, 2007

Municipality	Total of children born alive	Mother's age groups										Mother's average age
		14 and under	15-19	20-24	25-29	30-34	35-39	40-44	45-49	50 and above	Unknown	
Deçani	843		30	189	335	186	80	21	1	1		28,0
Gjakova	1667		68	433	567	411	139	42	5	2		27,0
Gllgovci	1199		39	287	445	305	107	15	1			27,0
Gjilani	1581		35	354	527	436	185	42	2			28,0
Dragashi	660		15	154	226	183	69	9	2	2		27,0
Istogu	634		25	158	234	148	54	14	1			27,0
Kaçaniku	1324		22	291	501	345	137	26	1	1		28,0
Klina	876		19	241	318	187	83	27	1			27,0
Fushë Kosova	607		19	139	227	143	57	20	1	1		27,0
Kamenica	481		11	118	152	136	52	11	1			28,0
Mitrovica	1485		45	417	489	343	157	31	2	1		28,0
Leposaviqi	3			1		1	1					25,0
Lipjani	1115		36	268	394	276	113	27	1			28,0
Novobërda	32		2	11	9	9	1					29,0
Obiliqi	435		18	100	156	99	48	12		2		27,0
Rahoveci	1271		37	335	475	300	102	17	5			27,0
Peja	1571		72	386	545	356	166	38	7	1		27,0
Podujeva	1848		54	450	690	457	162	26	7	2		27,0
Prishtina	3458	2	84	735	1305	882	362	80	5	3		28,0
Prizreni	3148		102	977	1181	661	195	30	2			26,0
Skënderaj	969		24	210	341	271	96	24	2	1		28,0
Shtimja	494		12	115	174	123	53	17				28,0
Shtërpca	69		2	11	24	20	8	4				28,0
Suhareka	1357		23	371	511	308	115	27	2			27,0
Ferizaji	2071		62	543	709	507	208	41	1			28,0
Vitia	887		33	227	295	224	91	15	2			28,0
Vushtrria	1318		33	353	482	287	132	26	4	1		27,0
Zubin Potoku	22			5	7	6	3	1				28,0
Zveçani	8		1	4	2		1					23,0
Malisheva	1516		29	392	592	367	113	19	4			27,0
Out of Kosovo	163		6	41	48	46	17	4	1			27,0
Total	33112	2	958	8316	11961	8023	3107	666	61	18		27,3
%	100,0	0,0	2,9	25,1	36,1	24,2	9,4	2,0	0,2	0,1	-	

Table 1.4: Children born alive according to mother's permanent residence in municipality and child's birth order, 2007

Municipality	Total of children born alive	Child's birth order									
		First	Second	Third	Fourth	Fifth	Sixth	Seventh	Eighth	Ninth and above	Unknown
Deçani	843	471	197	94	54	15	7	1	2	2	-
Gjakova	1667	616	450	341	159	63	26	5	3	4	-
Glllogovci	1199	473	323	239	100	41	13	8	1	1	-
Gjilani	1581	696	445	276	109	37	9	6	1	2	-
Dragashi	660	287	201	128	33	8	1	1		1	-
Istogu	634	220	199	135	51	18	8	3			-
Kaçaniku	1324	476	472	233	97	26	14	6			-
Klina	876	308	223	166	99	53	18	4		5	-
Fushë Kosova	607	265	153	111	51	15	6	4	1	1	-
Kamenica	481	229	139	70	27	10	3	1		2	-
Mitrovica	1485	585	442	289	123	28	8	5	1	4	-
Leposaviqi	3		2	1							-
Lipjani	1115	441	310	184	109	41	22	5	2	1	-
Novobërda	32	12	11	7	1		1				-
Obiliqi	435	173	133	76	30	12	6	3	1	1	-
Rahoveci	1271	548	316	227	101	53	19	7			-
Peja	1571	544	451	321	167	65	11	5	3	4	-
Podujeva	1848	737	518	357	150	56	17	6	3	4	-
Prishtina	3458	1509	1097	579	188	60	19	3	1	2	-
Prizreni	3148	978	1108	686	248	79	32	14	2	1	-
Skënderaji	969	391	260	174	86	33	12	8	2	3	-
Shtimja	494	180	129	99	45	27	8	4	2		-
Shtërpca	69	26	17	14	4	4	2	2			-
Suhareka	1357	504	432	251	105	42	10	8	2	3	-
Ferizaji	2071	781	641	397	182	46	18	5	1		-
Vitia	887	303	244	220	69	32	14	4	1		-
Vushtrria	1318	493	384	275	101	39	15	8		3	-
Zubin Potoku	22	8	5	7	1		1				-
Zveçani	8	4	2	1	1						-
Malisheva	1516	532	476	302	119	55	25	4	2	1	-
Out of Kosovo	163	65	42	42	9	3	2				-
Total	33112	12855	9822	6302	2619	961	347	130	31	45	-
%	100,0	38,8	29,7	19,0	7,9	2,9	1,0	0	0	0	-

Table 1.5: Children born alive by mother's permanent residence in municipality and education, 2007

Municipality	Total live births	Mother's education						
		Without education	Uncompleted elementary	Completed elementary education	Secondary education	High school	Faculty	Unknown
Deçani	843	18	28	300	231	19	23	224
Gjakova	1667	71	91	845	477	32	43	108
Gllgovci	1199	58	80	614	388	12	11	36
Gjilani	1581	9	81	951	428	43	49	20
Dragashi	660	5	11	216	401	18	2	7
Istogu	634	16	37	323	225	13	11	9
Kaçaniku	1324	19	83	746	415	16	16	29
Klina	876	40	90	444	269	16	12	5
Fushë Kosova	607	71	35	336	116	14	29	6
Kamenica	481	18	17	246	148	9	5	38
Mitrovica	1485	34	104	717	486	31	42	71
Leposaviqi	3			2	1			
Lipjani	1115	74	77	541	351	22	18	32
Novobërda	32	1	2	15	13		1	
Obiliqi	435	28	32	218	126	9	15	7
Rahoveci	1271	37	74	469	441	15	20	215
Peja	1571	63	143	825	389	37	63	51
Podujeva	1848	159	115	936	562	34	30	12
Prishtina	3458	87	220	1981	628	143	378	21
Prizreni	3148	81	133	1321	1096	35	144	338
Skënderaj	969	41	61	459	322	14	14	58
Shtimja	494	25	33	276	137	6	10	7
Shtërpca	69		3	36	26	1	2	1
Suhareka	1357	22	46	622	620	18	18	11
Ferizaji	2071	100	143	1197	499	23	50	59
Vitia	887	17	92	482	247	9	6	34
Vushtrria	1318	32	59	562	392	22	63	188
Zubin Potoku	22	2	1	10	6		1	2
Zveçani	8	1		3	4			
Malisheva	1516	46	70	629	706	18	12	35
Out of Kosovo	163	4	5	91	50	2	3	8
Total	33112	1179	1966	16413	10200	631	1091	1632
%	100,0	3,6	5,9	49,6	30,8	1,9	3,3	4,9

Table 1.6: Children born alive according to mother's permanent residence in municipality, ethnicity and medical assistance offered during labor, 2007

Municipality	Total of children born alive	medical assistance offered		Mother's ethnicity											
		yes	no	Albanians		Serbs		Turkish		Roma		Bosniacs		Others	
				yes	no	yes	no	yes	no	yes	no	yes	no	yes	no
Deçani	843	835	8	827	8					1		1			6
Gjakova	1667	1665	2	1653	2					2		3			7
Gllgovci	1199	1191	8	1187	8										4
Gjilani	1581	1581		1568		4		2		3		1			3
Dragashi	660	657	3	489	1							167	2		1
Istogu	634	571	63	533	60					3		18	1	17	2
Kaçaniku	1324	1323	1	1317	1							1			5
Klina	876	778	98	771	97					3	1				4
Fushë Kosova	607	607		540						7		1			59
Kamenica	481	481		477						2					2
Mitrovica	1485	1485		1463				3		12		3			4
Leposaviqi	3	3		3											
Lipjani	1115	1113	2	1083	2					3					27
Novobërda	32	32		30						2					
Obiliqi	435	425	10	409	9					5		1		10	1
Rahoveci	1271	1270	1	1243	1	1				11		5			10
Peja	1571	1439	132	1320	131					25		47	1		47
Podujeva	1848	1848		1826						1		3			18
Prishtina	3458	3457	1	3417	1			16		1		1			22
Prizreni	3148	3148		2563				174		69		310			32
Skënderaj	969	969		969											
Shtimja	494	494		479						1		1			13
Shtërpca	69	69		69											
Suhareka	1357	1355	2	1346	2					1		2			6
Ferizaji	2071	2071		1989				1		8		1			72
Vitia	887	886	1	882	1	1						1			2
Vushtrria	1318	1318		1313						1					4
Zubin Potoku	22	22		22											
Zveçani	8	8		8											
Malisheva	1516	1507	9	1506	9										1
Out of Kosovo	163	157	6	143	2		1			2		1	1	11	2
Total	33112	32765	347	31445	335	6	1	196		163	1	568	5	387	5
%	100	99,0	1,0	95,0	1,0	0,0	0,0	0,6		0,5	0,0	1,7	0,0	1,2	0,0

Table 1.7: Children born alive according to mother's permanent residence in municipality and child birth weight, 2007

Municipality	Total of children born alive	Child birth weight (in g r a m a)									
		Unknown	Less than 1000	1000 - 1499	1500 - 1999	2000 - 2499	2500 - 2999	3000 - 3499	3500 - 3999	4000 - 4499	4500 and above
Deçani	843	336		4	5	15	104	186	146	43	4
Gjakova	1667	226	10	9	22	46	237	609	430	66	12
Glllogovci	1199	200	4	5	15	34	139	350	323	114	15
Gjilani	1581	275		3	22	67	223	493	367	110	21
Dragashi	660	259	1		4	14	67	167	125	19	4
Istogu	634	129	2	3	9	27	73	192	146	47	6
Kaçaniku	1324	616	1	3	5	36	157	282	175	42	7
Klina	876	274	1	5	6	23	103	227	187	42	8
Fushë Kosova	607	83	3	5	4	22	90	194	162	35	9
Kamenica	481	105	2		7	13	75	158	86	25	10
Mitrovica	1485	209	5	5	28	37	171	463	402	134	31
Leposaviqi	3	1						1	1		
Lipjani	1115	110	5	5	14	48	180	384	283	72	14
Novobërda	32	4					6	13	6	3	
Obiliqi	435	58	6	2	4	17	62	143	106	32	5
Rahoveci	1271	437	5	2	10	44	138	287	274	67	7
Peja	1571	175	3	5	13	50	206	557	442	97	23
Podujeva	1848	239	5	7	20	79	247	617	471	148	15
Prishtina	3458	297	22	16	40	118	480	1200	947	287	51
Prizreni	3148	467	10	9	32	116	474	1073	757	181	29
Skënderaj	969	169	9	4	12	23	119	333	232	60	8
Shtimja	494	70		4	6	26	73	163	113	36	3
Shtërpca	69	14		1	2	2	11	28	9	2	
Suhareka	1357	372	4	13	9	53	181	401	240	77	7
Ferizaji	2071	292	6	8	28	78	276	717	513	141	12
Vitia	887	157	1	4	5	34	129	299	201	50	7
Vushtrria	1318	201	7	5	14	48	141	418	351	106	27
Zubin Potoku	22	2			1	1	1	9	4	3	1
Zveçani	8					1	3	3	1		
Malisheva	1516	497	1	11	15	55	196	417	258	58	8
Out of Kosovo	163	35	1		3	9	19	51	35	8	2
Total	33112	6309	114	138	355	1136	4381	10435	7793	2105	346
%	100	19,1	0,3	0,4	1,1	3,4	13,2	31,5	23,5	6,4	1,0

Table 1.8: Children born alive according to permanent place of mother in the municipality and ethnicity, 2007

Municipality	Total of children born alive	Mother's ethnicity					
		Albanians	Serbs	Turkish	Romas	Bosniacs	Others
Deçani	843	835			1	1	6
Gjakova	1667	1655			2	3	7
Glogovci	1199	1195					4
Gjilani	1581	1568	4	2	3	1	3
Dragashi	660	490				169	1
Istogu	634	593			3	19	19
Kaçaniku	1324	1318				1	5
Klina	876	868			4		4
Fushë Kosova	607	540			7	1	59
Kamenica	481	477			2		2
Mitrovica	1485	1463		3	12	3	4
Leposaviqi	3	3					
Lipjani	1115	1085			3		27
Novobërda	32	30			2		
Obiliqi	435	418			5	1	11
Rahoveci	1271	1244	1		11	5	10
Peja	1571	1451			25	48	47
Podujeva	1848	1826			1	3	18
Prishtina	3458	3418		16	1	1	22
Prizreni	3148	2563		174	69	310	32
Skenderaj	969	969					
Shtime	494	479			1	1	13
Shtërpce	69	69					
Suhareka	1357	1348			1	2	6
Ferizaj	2071	1989		1	8	1	72
Vitia	887	883	1			1	2
Vushtrria	1318	1313			1		4
Zubin Potoku	22	22					
Zveçani	8	8					
Malisheva	1516	1515					1
Out of Kosovo	163	145	1		2	2	13
Total	33112	31780	7	196	164	573	392
%	100	96,0	0,0	0,6	0,5	1,7	1,2

Table 1. 9: Children born alive* by mother's permanent residence in municipality, gender, place of birth and parent's marital status, 2007

Municipality	Total of children born alive	Gender		Born		Child was born in			Marital status		
		Males	Females	Alive	Dead	Medical institution	Home	Other place	Wedlock	Without wedlock	Unknown
Deçani	852	443	409	843	9	780	69	3	314	293	
Gjakova	1677	904	773	1667	10	1629	23	25	906	605	3
Glogovci	1218	631	587	1199	19	1131	84	3	781	379	
Gjilani	1591	869	722	1581	10	1581	6	4	949	593	1
Dragashi	664	334	330	660	4	494	170		460	202	
Istogu	637	339	298	634	3	626	10	1	340	286	
Kaçaniku	1336	686	650	1324	12	834	501	1	924	378	1
Klina	884	492	392	876	8	752	131	1	485	386	
Fushë Kosova	613	328	285	607	6	602	11		329	237	
Kamenica	489	255	234	481	8	482	7		337	136	
Mitrovica	1494	767	727	1485	9	1439	33	22	1008	443	
Leposaviqi	3	1	2	3		2	1		1	2	
Lipjani	1128	600	528	1115	13	1117	11		588	521	1
Novobërda	32	12	20	32		28	4		16	16	
Obiliqi	436	241	195	435	1	403	31	2	293	138	
Rahoveci	1287	689	598	1271	16	1015	272		311	739	
Peja	1578	801	777	1571	7	1558	16	4	586	959	1
Podujeva	1875	948	927	1848	27	1797	78		831	1004	
Prishtina	3483	1759	1724	3458	25	3453	5	25	2109	1318	
Prizreni	3163	1656	1507	3148	15	3109	54		1788	1360	1
Skënderaj	974	536	438	969	5	929	43	2	619	304	
Shtimja	499	264	235	494	5	490	9		241	243	1
Shtërpca	70	35	35	69	1	63	7		42	28	
Suhareka	1370	718	652	1357	13	1312	57	1	684	680	1
Ferizaji	2084	1136	948	2071	13	2067	14	3	1114	890	3
Vitia	895	468	427	887	8	882	12	1	440	414	2
Vushtrria	1333	719	614	1318	15	1304	21	8	947	349	
Zubin Potoku	22	12	10	22		22			15	7	
Zveçani	8	4	4	8		8			2	6	
Malisheva	1527	776	751	1516	11	1242	282	3	571	940	1
Out of Kosovo	170	91	79	163	7	167	2	1	116	41	
Total	33392	17514	15878	33112	280	31318	1964	110	18147	13897	16
%	100,0	52,4	47,6	99,2	0,8	93,8	5,9	0,3	54,3	41,6	0,0

Table 1.10. Children born alive by mother's permanent place in municipality and by months, 2007

Municipality	Total of children born alive	Months											
		January	February	March	April	May	June	July	August	September	October	November	December
Deçani	843	61	59	79	79	74	73	79	70	84	62	54	69
Gjakova	1667	143	119	125	118	164	148	168	133	149	153	103	144
Glllogovci	1199	76	90	96	87	119	118	123	93	108	107	84	98
Gjilani	1581	116	110	126	123	162	146	175	141	149	107	122	104
Dragashi	660	43	41	38	47	86	59	66	62	78	62	44	34
Istogu	634	48	49	51	55	70	59	58	61	56	39	41	47
Kaçaniku	1324	91	85	96	109	126	126	122	120	134	130	80	105
Klina	876	80	62	56	49	104	106	75	77	88	57	57	65
Fushë Kosova	607	51	34	42	39	52	58	74	45	59	48	55	50
Kamenica	481	32	25	41	47	43	55	33	51	41	39	43	31
Mitrovica	1485	104	108	127	158	143	121	146	148	123	104	90	113
Leposaviqi	3	3											
Lipjani	1115	61	79	72	94	112	118	114	108	102	90	84	81
Novobërda	32	2	2	3	2	1	1	5	4	2	4	2	4
Obiliqi	435	19	28	37	32	33	37	43	47	55	49	28	27
Rahoveci	1271	85	96	99	95	117	130	102	96	137	140	88	86
Peja	1571	126	114	133	117	137	139	171	159	142	94	84	155
Podujeva	1848	138	116	180	152	168	190	176	175	159	146	125	123
Prishtina	3458	257	242	261	322	342	346	312	316	287	252	252	269
Prizreni	3148	230	218	234	258	313	302	302	286	317	255	217	216
Skenderaj	969	67	82	63	78	77	85	104	99	91	92	67	64
Shtimeja	494	36	32	37	36	51	50	50	40	43	58	29	32
Shtërpca	69	4	3	5	4	10	5	6	10	5	6	7	4
Suhareka	1357	121	81	89	93	163	123	140	117	129	137	88	76
Ferizaj	2071	177	135	158	146	191	245	184	188	199	167	121	160
Vitia	887	75	63	58	81	84	81	85	71	90	81	57	61
Vushtrria	1318	78	82	109	116	131	127	119	138	112	98	117	91
Zubin Potoku	22	1			1	4	1	3	3	2	3	4	
Zveçani	8	1	2			1			1	2	1		
Malisheva	1516	107	81	107	134	156	130	123	127	171	172	121	87
Out of Kosovo	163	17	3	19	14	9	18	11	15	20	13	11	13
Total	33112	2450	2241	2541	2686	3243	3197	3169	3001	3134	2766	2275	2409
%	100	7,4	6,8	7,7	8,1	9,8	9,7	9,6	9,1	9,5	8,4	6,9	7,3

Table 1. 11: Children born alive by mother's age and child's birth order, 2007

Mother's age	Total of children born alive	Child's birth number								
		First	Second	Third	Fourth	Fifth	Sixth	Seventh	Eight	Nine or more
14 and under	2	2								
15	13	12	1							
16	28	26	2							
15-19	17	122	109	12	1					
18	269	217	28	17	5	2				
19	526	427	83	13	2	1				
20	881	706	148	21	6					
21	1400	1011	319	63	6	1				
20-24	22	1741	1136	493	99	11	2			
23	1999	1186	634	152	22	5				
24	2295	1185	803	251	45	10		1		
25	2486	1133	937	341	59	14	1	1		
26	2522	1056	936	423	88	15	4			
25-29	27	2389	888	864	479	126	29	3		
28	2349	750	873	520	157	39	8	2		
29	2215	650	757	556	176	58	15	3		
30	2021	485	676	543	218	66	21	10	2	
31	1865	420	522	562	258	78	18	4	1	2
30-34	32	1659	324	448	532	251	78	18	7	1
33	1334	248	340	409	222	77	27	8	2	1
34	1144	218	259	350	200	75	28	8	4	2
35	987	180	217	281	182	77	38	10		2
36	741	118	128	202	166	86	25	9	3	4
35-39	37	600	84	116	166	117	65	36	15	1
38	453	62	64	131	104	46	27	10	1	8
39	326	59	46	63	77	43	17	9	7	5
40	255	52	39	56	41	33	20	7	2	5
41	175	27	28	29	35	24	14	13	2	3
40-44	42	118	20	19	18	23	18	8	4	4
43	70	23	9	5	10	10	7	2	1	3
44	48	11	6	7	6	4	7	5		2
45	25	3	6	6	4	2	2		1	1
46	17	6	3	1		2	1	2		2
45-49	47	16	7	1	4	2	1	1		
48	14	9	4	1						
49	7	5	1				1			
50 and above	-	-	-	-	-	-	-	-	-	-
Unknown	-	-	-	-	-	-	-	-	-	-
Total	33.112	12.855	9.822	6.302	2.619	961	347	130	31	45

Table 1.12: Children born alive by parent's duration of marriage (wedlock) and child's birth order, 2007

Duration of wedlock	Total of children born alive	%	Child's birth order								
			first	second	third	fourth	fifth	sixth	seventh	eight	nine and more
Less than 1 year	1728	9,5	873	609	164	57	16	3	3		3
First year	1567	8,6	537	740	189	64	28	7	2		
Second year	1401	7,7	347	702	270	58	17	6	1		
Third year	1338	7,4	246	638	349	78	19	6	1		1
Fourth year	1122	6,2	165	480	362	83	21	7	3	1	
Fifth year	857	4,7	114	256	332	109	31	9	4	1	1
Sixth year	763	4,2	66	189	336	117	36	14	1	1	3
Seventh year	245	1,3	26	44	102	49	19	4	1		
Eighth year	334	1,8	23	43	134	101	25	5	2	1	
Ninth year	390	2,1	31	40	162	112	35	9	1		
Year 10-14	310	1,7	29	32	114	97	30	7	1		
Year 15-19	263	1,4	18	25	92	80	22	17	2	4	3
20 years and more											
Unknown	7877	43,3	3875	1705	1211	601	283	116	64	9	13
Total	18195	100,0	6350	5503	3817	1606	582	210	86	17	24

Table 1.13. Children born alive by child's birth order and mother's age group, 2007

Child's birth number	Total of children born alive	Mother's age group										%
		14 and under	15-19	20-24	25-29	30-34	35-39	40-44	45-49	50 and above	Unknown	
First	12.855	2	791	5.224	4.477	1.695	503	133	18	12	-	38,8
Second	9.822		126	2.397	4.367	2.245	571	101	11	4	-	29,7
Third	6.302		31	586	2.319	2.396	843	115	11	1	-	19,0
Fourth	2.619		7	90	606	1.149	646	115	6	-	-	7,9
Fifth	961		3	18	155	374	317	89	5	-	-	2,9
Sixth	347		-	-	31	112	143	56	4	1	-	1,0
Seventh	130		-	1	6	37	53	31	2	-	-	0,4
Eight	31		-	-	-	9	12	9	1	-	-	0,1
Nine and more	45		-	-	-	6	19	17	3	-	-	0,1
Total	33.112	2	958	8.316	11.961	8.023	3.107	666	61	18	-	100
%	100,0	0,0	2,9	25,1	36,1	24,2	9,4	2,0	0,2	0,1		

Table 1.14: Children born alive by child's birth order and parent's marital status, 2007

Child's birth order	Total of children born alive	Mother's marital status		
		Wedlock	Non wedlock	Unknown
First	12.855	5.787	6.320	748
Second	9.822	5.537	4.095	190
Third	6.302	4.097	2.065	140
Fourth	2.619	1.712	855	52
Fifth	961	653	283	25
Sixth	347	250	93	4
Seventh	130	99	27	4
Eight	31	26	4	1
Nine and more	45	34	10	1
Total	33.112	18.195	13.752	1.165
%	100,0	54,9	41,5	3,5

Table 1.15: Children born alive by mother's age group and education, 2007

Mother's age group	Mother's education							Unknown
	Total of children born alive	No education	Uncompleted elementary	Completed elementary	Secondary education	High school	Faculty	
14 and under	2	1		1				
15 – 19	958	83	14	330	481		6	44
20 - 24	8316	271	220	3922	3133	18	209	543
25 – 29	11961	355	844	5431	4196	121	438	576
30 – 34	8023	288	422	4746	1791	165	274	337
35 – 39	3107	132	363	1641	502	236	129	104
40 – 44	666	46	96	316	86	70	30	22
45 – 49	61	3	6	19	11	13	5	4
50 and above	18		1	7		8		2
Unknown								
Total	33112	1179	1966	16413	10200	631	1091	1632
%	100,0	3,6	5,9	49,6	30,8	1,9	3,3	4,9

Table 1. 16: Child's birth order born alive, and mother's education, 2007

Child's birth number	Mother's education							Unknown
	Total of children born alive	No education	Uncompleted elementary	Completed elementary	Secondary education	High school	Faculty	
First	12855	310	9	5568	5011	368	616	973
Second	9822	263	8	3852	4882	125	206	486
Third	6302	253	851	4461	307	105	152	173
Fourth	2619	168	748	1604		27	72	
Fifth	961	75	245	608		2	31	
Sixth	347	46	88	202		3	8	
Seventh	130	28	17	81			4	
Eight	31	11		19			1	
Nine and more	45	25		18		1	1	
Total	33112	1179	1966	16413	10200	631	1091	1632
%	100,0	3,6	5,9	49,6	30,8	1,9	3,3	4,9

Table 1. 17: Children born alive by mother's ethnicity, gender and child's birth order, 2007

Mother's ethnicity	Total of children born alive	Gender		Child's birth number								
		Females	Males	First	Second	Third	Fourth	Fifth	Sixth	Seventh	Eight	Nine and more
Albanian	31780	15035	16745	12393	9407	6056	2495	918	323	120	29	39
Serb	7	4	3	4		1	1	1				
Bosniac	573	292	281	195	209	115	36	8	5	3	1	1
Turk	196	99	97	68	76	29	13	9		1		
Roma	164	88	76	58	34	28	23	10	6	3	1	1
Others	392	200	192	137	96	73	51	15	13	3		4
Total	33112	15718	17394	12855	9822	6302	2619	961	347	130	31	45
%	100,0	47,5	52,5	38,8	29,7	19,0	7,9	2,9	1,0	0,4	0,1	0,1

Table 1. 18: Children born alive by mother's ethnicity and education, 2007

Mother's ethnicity	Total of children born alive	Mother's education						
		No education	Uncompleted elementary	Completed elementary	Secondary education	High school	Faculty	Unknown
Albanian	31780	894	1890	15916	9807	620	1071	1582
Serb	7	0	0	4	1	0	1	1
Bosniac	573	88	20	33	22	0	0	1
Turk	186	5	15	242	273	7	3	28
Roma	164	0	9	103	60	4	15	5
Other	392	192	32	115	37	0	1	15
Total	33112	1179	1966	16413	10200	631	1091	1632
%	100,0	3,6	5,9	49,6	30,8	1,9	3,3	4,9

Table 1. 19: Children born alive by months and gender, 2007

Months	Gender		
	Total	Females	Males
January	2.450	1.182	1.268
February	2.241	1.090	1.151
March	2.541	1.202	1.339
April	2.686	1.280	1.406
May	3.243	1.522	1.721
June	3.197	1.515	1.682
July	3.169	1.483	1.686
August	3.001	1.439	1.562
September	3.134	1.488	1.646
October	2.766	1.286	1.480
November	2.275	1.084	1.191
December	2.409	1.147	1.262
Total	33.112	15.718	17.394

Table 1. 20: Children born twins and triplet, 2007

Twins	Triples
856	54

Table 1.21: Children born dead by mother's permanent residency in municipality, gender, parent's marital status and the place the birth occurred, 2007

Municipality	Total of children born dead	Gender		Marital status			Place the birth occurred:		
		Males	Females	Wedlock	No wedlock	Unknown	Hospital	Home	Other
Deçani	9	6	3	8	1		8		1
Gjakova	10	7	3	8	2		10		
Glogovci	19	11	8	9	10		19		
Gjilani	10	7	3	5	5		10		
Dragashi	4	4		3	1		4		
Istogu	3	1	2	1	2		3		
Kaçaniku	12	8	4	6	6		11	1	
Klina	8	4	4	4	4		8		
Fushë Kosova	6	3	3	5	1		6		
Kamenica	8	3	5	5	3		8		
Mitrovica	9	4	5	5	4		9		
Leposaviqi									
Lipjani	13	6	7	5	8		13		
Novobërda									
Obiliqi	1	1			1		1		
Rahoveci	16	13	3	8	8		16		
Peja	7	5	2	3	4		7		
Podujeva	27	17	10	12	15		26	1	
Prishtina	25	10	15	10	15		25		
Prizreni	15	10	5	4	11		15		
Skënderaj	5	3	2	1	4		5		
Shtime	5	4	1	1	4		5		
Shtërpca	1		1	1			1		
Suhareka	13	7	6	6	7		13		
Ferizaj	13	6	7	5	8		13		
Vitia	8	4	4	4	4		8		
Vushtrria	15	6	9	7	8		15		
Zubin Potoku									
Zveçani									
Malisheva	11	5	6	3	8		10	1	
Out of Kosovo	7	5	2	6	1		7		
Total	280	160	120	135	145		276	3	1
%	100	57,1	42,9	48,2	51,8		98,6	1,1	0,4

Table 1.22: Dead births by mother's age group and child's birth order, 2007

Mother's age	Total of children born dead	Children born dead by birth order								
		first	second	third	fourth	fifth	sixth	seventh	eight	nine and more
14 and under										
	15									
	16	1				1				
15-19	17									
	18	1	1							
	19	2	2							
	20	5	5							
	21	12	8	1		3				
20-24	22	13	7	1	1	4				
	23	7	5			2				
	24	12	6	2	1	3				
	25	16	14			2				
	26	16	12	2		2				
25-29	27	13	9			4				
	28	21	14	1		6				
	29	16	9	4	1	2				
	30	21	16	1		4				
	31	28	21	2		5				
30-34	32	22	14	2	2	3		1		
	33	15	11	2		2				
	34	7	4	1		2				
	35	12	9		1	2				
	36	5	3			1			1	
35-39	37	7	6			1				
	38	5	4			1				
	39	5	3		1	1				
	40	5	2	1	1	1				
	41	4	2	1		1				
40-44	42	4	3			1				
	43	1	1							
	44	2	2							
	45	2	2							
	46									
45-49	47									
	48									
	49									
50 and above										
Unknown										
Total		280	195	21	9	53		1	1	
%		100	69,6	7,5	3,2	18,9		0,4	0,4	

Table 1.23: Children born dead by months and gender, 2007

Month	Gender		
	Total	Females	Males
January	23	12	11
February	23	13	10
March	22	14	8
April	15	9	6
May	26	11	15
June	22	12	10
July	26	11	15
August	17	10	7
September	20	16	4
October	22	8	14
November	25	20	5
December	39	24	15
Total	280	160	120

Table 1.24: The frequency of names for boys and girls born in 2007

1	Altin	106	1	Erza	177
2	Erion	105	2	Elsa	123
3	Leon	96	3	Rinesa	120
4	Leart	91	4	Agnesa	111
5	Ermal	91	5	Elona	91

Statistical Office of Kosovo, a brief description

The Statistical Office of Kosovo (SOK) is a professional office operating since 1948. The SOK passed through some of the historic phases and was structured by the state rule of that time. SOK restarted its work on August 2, 1999, as an independent and professional office working in the frames of the Ministry of Public Services (MPS). SOK is financed by the Kosovo Consolidated Budget and by donors for the various projects.

The Statistical Office of Kosovo acts pursuant the UNMIK Regulation 2001/14 that entered into force on July 2, 2001. A medium-term Master Plan is being developed for the statistical system of Kosovo compatible with the European Statistics.

The SOK Organization Structure; composes of four departments for production of statistics (Department of Economic Statistics and National Accounts, Department of Population Statistics, Department of Social Statistics and Department of Agricultural and Environment Statistics), seven Regional Offices (located in Gjakova, Gjilan, Mitrovica, Peja, Prizren, Pristina and Ferizaj), two support departments (Department of Methodology and Information Technology, and Department of Administration), as well as the Office of the Population Census.

Total number employees is 134, of them 96 (71.6%) within the SOK offices whilst 38 (28.4%) in regional offices.

There is also a support and cooperation with the international institutions.

The Statistical Office of Kosovo covers Kosovo entirely. For implementation of the surveys in the field, the SOK uses appropriate sampling and methodology approach. In the collection of the reports from the reporting units, the SOK engages professionals, technicians, administrators and civilians from the local offices and regional field population census.

Recently, a team of national and international experts is working in the project of the population census.

SOK Mission is to fulfill the needs of the users with the reliable statistical data and with regular analyses in order to support and provide government departments with the proper information for decision-making process including other users as well.

- **Address: Statistical Office of Kosovo, Str. Zenel Salihu, No. 4, Pristina**
- **Telephones:**
Head-Quarters: +381 (0) 38 235 111
Director: +381 (0) 38 235 545 or +381 (0) 38 504 604 ext. 6572
- **Fax: +381 (0) 38 235 033**
- **E-mail: population@ks-gov.net**
- **Web-site: www.ks-gov.net/esk**