



Republika e Kosovës
Republika Kosova-Republic of Kosovo
Qeveria - Vlada - Government
Zyra e Kryeministrit -Ured Premijera -Office of the Prime Minister
Agjencia e Statistikave të Kosovës - Agencija za Statistike Kosova - Kosovo Agency of Statistics

Series 3: Economic Statistics

Statistical repertoire on economic enterprises in Kosovo (Q3 - 2015)



AGJENCIA E STATISTIKAVE TË KOSOVËS
AGENCIJA ZA STATISTIKE KOSOVA
KOSOVO AGENCY OF STATISTICS

Foreword

Kosovo Agency of Statistics (KAS) has prepared publication "**Statistical Repertoire of Enterprises in Kosovo Q3 2015**", on new registered businesses at the Kosovo Business Registration Agency (KBRA), from 01.07.2015 until 30.09.2015 (third quarter 2015).

Statistical Business Register (SBR) is part of KAS which includes all businesses that conduct economic activity on the territory of the Republic of Kosovo and as such serves for statistical and demographic analysis of businesses, preparation of samples and the establishment of results at the country level for all surveys conducted by businesses. SBR also serves as the main source of information for the calculation of Gross Domestic Product.

SBR is constructed and continuously updated based on two administrative sources of data (KBRA and Tax Administration of Kosovo), as well as from regular statistical surveys carried out by the Agency.

Continued demand for statistical information for businesses is on every day basis from different internal or external users of KAS, therefore based on these requirements we have prepared various tables and graphical data.

We believe that this publication will serve as a useful reference base for all users of KAS statistical data, and will serve as useful and relevant economic information for Kosovo.

Comments, remarks, suggestions and proposals regarding this publication are welcome and they can be sent to e-mail: economic@rks-gov.net

Statistical Repertoire of Enterprises in Kosovo is a regular quarterly publication.

NOTE: From September 1, 2014, the nomenclature of economic activities is in the new version NACE Rev. 2, and some previous published data are converted in this version.

Publication was prepared by:

Ilir T. Berisha – Director of Department
Hysni Elshani - Head of Sector,
Muhamet Kastrati - IT specialist for SBR,
Luljeta Krasniqi –Senior Officer,
Valdete Navakazi – Senior Office,
Violeta Syla – Senior Officer - SIDA,
Ahmet Cakolli – Officer for Design.

November, 2015

Chief Executive Officer, KAS
Isa Krasniqi

List of Abbreviations

KAS Kosovo Agency of Statistics

SBR Statistical Business Register

KBRA Kosovo Business Registration Agency

TAK Tax Administration of Kosovo

MTI Ministry of Trade and Industry

GDP Gross Domestic Product (GDP)

KPA Kosovo Privatization Agency

EC European Commission

NEA Nomenclature of Economic Activities

NACE Rev. 1 (Nomenclature of Economic Activities EC - 1st version)

NACE Rev.2 (Nomenclature of Economic Activities EC - 2nd Version)

SME Small and Medium Enterprises

Q1 First Quarter

Q2 Second Quarter

Q3 Third Quarter

Q4 Fourth Quarter

SYMBOLS

- No occurrence

: Missing data

Contents

	Page
1 Characteristics of new enterprises in Q3 - 2015.....	5
2 Methodological explanations and definitions.....	6
2.1. Definitions	7
2.2. Legal form of organization of business	8
3 New and terminated enterprises according to quarter	9
4 Enterprises by section of economic activity, legal form of organization and the number of employees	11
The categorization of enterprises by size and gender.....	12
5 Number of new enterprises by municipality	13
6 New individual and non-individual enterprises.....	15
7 New enterprises by section of economic activity and the number of employees	17
8 New enterprises by legal form.....	18
9 New enterprises according to origin of capital.....	19
10 Terminated enterprises	20

1 Characteristics of new enterprises in Q3 - 2015

In the third quarter of 2015 (Q3 - 2015) were registered a total of 2.284 enterprises.

Increase by 19% of new enterprises is observed compared to the same quarter of the previous year (Q3 - 2014).

Decrease to 8.2% of new enterprises is observed compared with the previous quarter of this year (Q2 - 2015).

Favorite economic activities during the quarter were trade with 622 new enterprises (27.2%), accommodation and activities of food service with 256 (11.2%), manufacturing with 239 (10.5%), agriculture, forestry and fisheries 208 (9.1%), activities of other services with 189 (8.3%), construction with 160 (7.0%), professional, scientific and technical activities with 123 (5.4%), transport and storage with 108 (4.7%) and other activities participate in a smaller scale.

Category of number of employees from 1 to 4 (of employees) comprises from about 2232 enterprises or 97.7% of new enterprises, category 5-9 with 31 (1.4%), 10-19 in 16 (0.7%), 20-249 with 5 enterprises (0.2%), while in the other category (250+) there is no company registered in this quarter.

Regarding the geographical scope of new enterprises to the municipal level, as in every quarter, prevails Prishtina with 554 new enterprises (in percentage 24.3%), Ferizaj with 176 (7.7%), Prizren with 169 (7.4%), Gilan 136 (6.0%), Peja with 123 (5.4%), Mitrovica with 109 (4.8%), Gjakova with 105 (4.6%), while other municipalities have a smaller number of enterprises registered during the quarter.

2 Methodological explanations and definitions

Statistical Business Register (SBR) serves for statistical purposes and shall clearly identify the units in order:

- To allow receiving information about them via administrative sources.
- To enable the preparation of samples; coordination of surveys and the aggregation/grouping of results;
- To allow analysis of the demographic population of enterprises and units associated with them.
- Provide input data (input) for the calculation of Gross Domestic Product (GDP).

Statistical Business Register (SBR) - **Includes** all legal entities (enterprises) that exercise economic activity within the territory of Kosovo.

Does not include: Public administration, Non-profit Organizations and International Organizations.

Sources for updating the SBR variables are:

- Administrative
 - o Information from the Kosovo Business Registration Agency
 - o Information from the Tax Administration of Kosovo
- Statistical
 - o Enterprise Structure Survey
 - o Survey about Hotel Service
 - o Collection of Production Prices
 - o Collection of Import Prices

Main variables in the SBR are grouped by:

- **Identification of variables**
 - o Number of business registration (NBR), name, legal form, ownership, address, communication (phone, fax, email, etc.)
- **Stratified variables**
 - o Main economic activity, size by employees
- **Demographic variables**
 - o Date of registration, date of termination/closure
- **Updated variables are**
 - o Status of activity (active or non-active)
 - o Economic activity of the enterprise (NACE Rev. 1)
 - o Size by employees
 - o Address, and communication variables (telephone, fax, mobile, e-mail)

2.1. Definitions

Nomenclature of Economic Activities (NACE), is the four-digit level classification of economic activities exerted in different subjects.

This nomenclature is translation and adaptation of the European Classification of Economic Activities (NACE Rev. 2. In English).

Use of this nomenclature is mandatory since September 1, 2014 in all the institutions of the Republic of Kosovo and based on the regulation No.11/2013 adopted by the Government of the Republic of Kosovo.

The structure of economic activities NACE Rev. 2 consists of 21 sections presented below labeled with letters from A to S.

- A. Agriculture, forestry and fishing
- B. Mining and quarry
- C. Manufacturing
- D. Supply of electricity, gas, steam and air conditioning
- E. Water supply, sewerage, waste management and land revitalization activities
- F. Construction
- G. Wholesale and retail trade, repair of motor vehicles, motorcycles
- H. Transport and storage
- I. Accommodation and food service activities
- J. Information and communication
- K. Financial and insurance activities
- L. Real estate activities
- M. Professional, scientific and technical activities
- N. Administrative and support activities
- O. Public administration and defense
- P. Education
- Q. Human health and social work activities
- R. Arts, entertainment and recreation
- S. Other services activities
- T. Activities of households as employers
- U. Activities of organizations and extra-territorial bodies

Classes of economic activities according to the new nomenclature **NACE Rev. 2** are total of 615 of them, which are encoded by four digit code ranging from 0111 to 9900.

2.2. Legal form of organization of business

Definitions applied to legal forms of enterprises under Regulation 2001/16 and Law No. 02/L123 on Trade and Corporation Associations which are applied when registering in the KBRA are as follows:

1. **Individual business** - is the **only natural person** who performs economic activities for the purpose of profit and who is registered in the KBRA. In the individual business the owner has unlimited liability for all debts of the company. The company has an official name or includes the surname of the lawful owner

2. General partnership - The general partnership, all partners jointly respond without restriction for partnership debts. A partnership has a label, which may include the name of one or more partners.

3. Limited partnership - In limited partnerships, except "unlimited" partners (partners responsible jointly without limitation for the debts of the company) also participate "limited" partners or those responsible for the company's obligations to the limit of the value of their founding contributions/capital.

4. Limited liability enterprises - Limited liability enterprises are those enterprises that are established by one or several founders, who answer only to the limit of the value of their contribution. Limited liability enterprise has a label, which may include the name of one or more partners.

5. Shareholders – Shareholders are those whose capital is divided into shares and shareholders respond only to the limit of the value of their contribution. Shareholder enterprise (a joint stock enterprises) can be established by having one or more shareholders.

6. Foreign company - A foreign company is a business and from the moment of registration is considered a branch in Kosovo that has no identity of legal person. After registration shall enjoy all the rights and obligations established under the applicable law.

7. Social enterprise - Social enterprise means a legal person that most assets and capital are socially owned. These enterprises until the privatization are monitored and registered by the Kosovo Privatization Agency under the Law Commercial Companies No.02/L-123.

8. Public enterprise - Public enterprise is the enterprise which carries out activities of general interest which is established by the state. Public enterprise is monitored by the government and organized as a joint stock company in accordance with applicable law on Commercial Companies. All ownership interests in a public company will be represented by shares and these shares will be registered.

9. Agricultural cooperative - Agricultural cooperative is a business organization created by natural or legal persons who must be farmers who contribute with their private property to the share of capital.

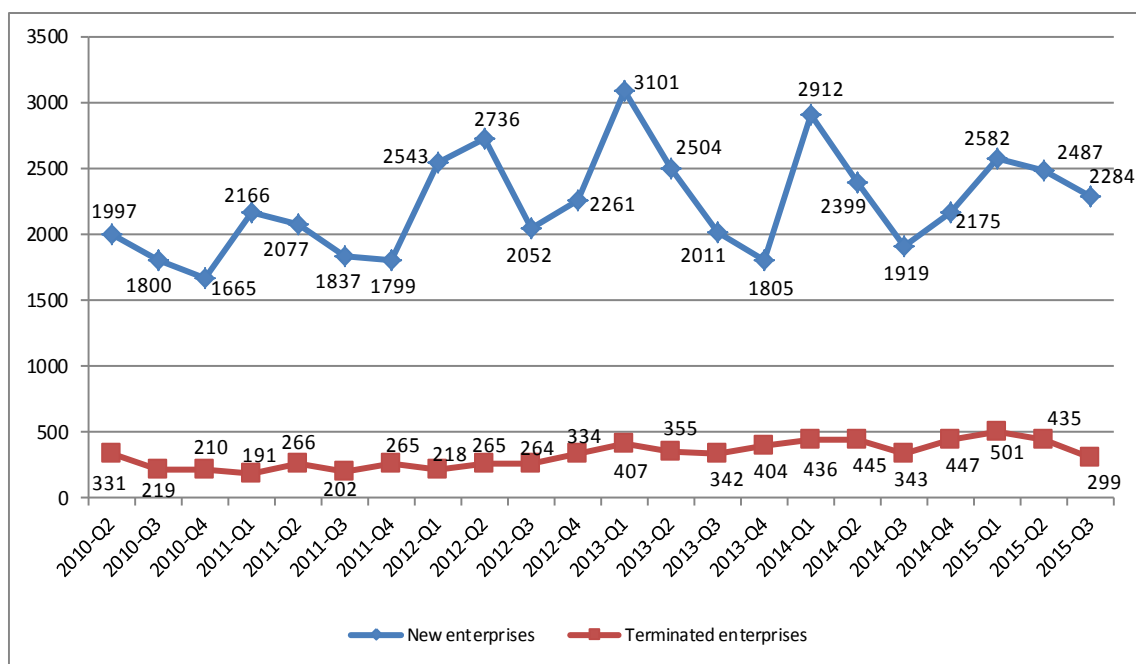
10. Enterprise under the jurisdiction of the KPA - are ex-social owned enterprises which are now managed and supervised by the KPA (Kosovo Privatization Agency).

3 New and terminated enterprises according to quarter

Table 1. Number of new enterprises by quarter and section of economic activity

Period		Section of economic activity																		
		A	B	C	D	E	F	G	H	I	J	K	L	M	N	O	P	Q	R	S
Quarter	Total																			
2012 - Q1	2528	174	9	239	5	18	268	820	175	243	96	4	9	155	57	7	32	39	48	130
2012 - Q2	2736	218	26	278	3	17	259	809	156	300	82	3	10	190	70	6	24	36	36	213
2012 - Q3	2051	127	9	184	7	12	193	598	140	205	84	6	11	131	48	8	32	34	56	166
2012 - Q4	2261	222	11	201	5	12	224	691	139	207	78	3	7	137	78	4	26	20	54	142
2012 Total	9576	741	55	902	20	59	944	2918	610	955	340	16	37	613	253	25	114	129	194	651
2013 - Q1	3100	301	10	299	9	19	337	867	201	264	104	6	135	169	60	9	32	48	54	176
2013 - Q2	2504	142	7	258	2	14	227	759	107	246	101	4	95	162	65	9	28	43	52	183
2013 - Q3	2011	122	7	163	6	11	201	565	108	240	82	8	15	119	53	6	20	48	63	174
2013 - Q4	1805	188	5	152	5	6	178	543	109	161	70	2	12	135	36	9	18	34	62	80
2013 Total	9420	753	29	872	22	50	943	2734	525	911	357	20	257	585	214	33	98	173	231	613
2014 - Q1	2911	205	10	283	4	13	284	887	181	293	121	12	21	180	77	12	33	50	88	157
2014 - Q2	2399	186	9	283	3	16	207	704	99	282	95	8	10	146	61	11	20	39	55	165
2014 - Q3	1919	115	7	196	3	13	146	574	111	237	61	11	7	97	49	2	18	33	60	179
2014 - Q4	2175	168	6	216	14	9	166	649	143	222	80	12	21	147	65	17	19	51	50	120
2014 Total	9404	674	32	978	24	51	803	2814	534	1034	357	43	59	570	252	42	90	173	253	621
2015 - Q1	2582	255	7	276	8	12	237	784	143	253	104	12	15	144	80	6	20	36	57	133
2015 - Q2	2487	212	12	261	5	13	193	751	142	263	98	15	15	139	76	10	29	67	60	126
2015 - Q3	2284	208	8	239	4	8	160	622	108	256	86	43	19	123	66	3	25	49	68	189

Graph 1. The number of new enterprises and those terminated under the relevant quarters from Q2 2010 to Q3 2015

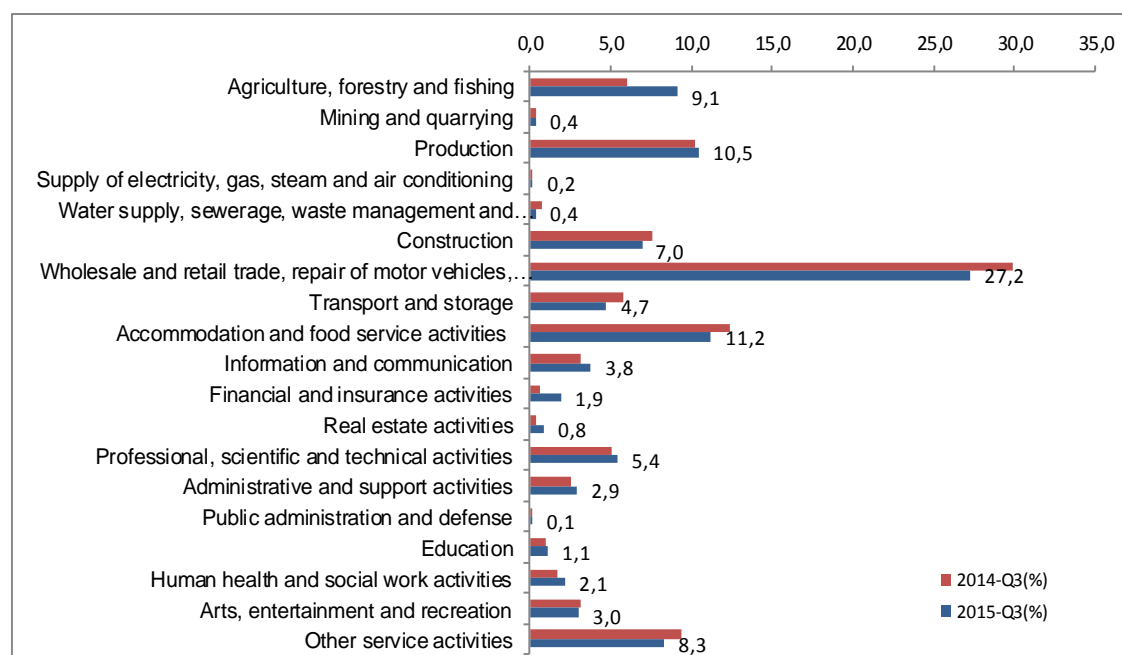


4 Enterprises by section of economic activity, legal form of organization and the number of employees

Table 2. Number of new enterprises by section of economic activity, legal form of organization and the number of employees in Q3 2015

Section of economic activity	Total	Category of number of employees					
		Non-individual			Individual businesses		
		Total	1-4	5 and	Total	1-4	5 and
Total	2284	562	528	34	1722	1704	18
A Agriculture, forestry and fishing	208	38	35	3	170	168	2
B Mining and quarrying	8	7	6	1	1	1	-
C Production	239	54	52	2	185	180	5
D							
Supply of electricity, gas, steam and air conditioning	4	4	3	1	-	-	-
E Water supply, sewerage, waste management and land revitalization activities	8	3	3	-	5	5	-
F Construction	160	68	65	3	92	89	3
G Wholesale and retail trade, repair of motor vehicles, motorcycles	622	173	166	7	449	447	2
H Transport and storage	108	12	11	1	96	96	-
I Accommodation and food service activities	256	33	31	2	223	222	1
J Information and communication	86	40	38	2	46	46	-
K Financial and insurance activities	43	6	6	-	37	37	-
L Real estate activities	19	12	12	-	7	7	-
M Professional, scientific and technical activities	123	51	51	-	72	71	1
N Administrative and support activities	66	26	19	7	40	39	1
O Public administration and defense	3	2	1	1	1	1	-
P Education	25	10	10	-	15	14	1
Q Human health and social work activities	49	8	6	2	41	40	1
R Arts, entertainment and recreation	68	9	8	1	59	58	1
S Other service activities	189	6	5	1	183	183	-

Graph 2. New enterprises by section of economic activity in Q3 2015



The categorization of enterprises by size and gender

Table3. The number of SMEs for Q3 2015

Classification	Number of employees	businesses	%
Micro enterprises	1 - 9 employees	2263	99,1
Small enterprises	10 - 49 employees	20	0,9
Medium Enterprises	50 - 249 employees	1	0,0
Large enterprises	over 250 employees	-	-
Total		2284	100,0

Graph 3. Structure of enterprises by size for Q3 2015

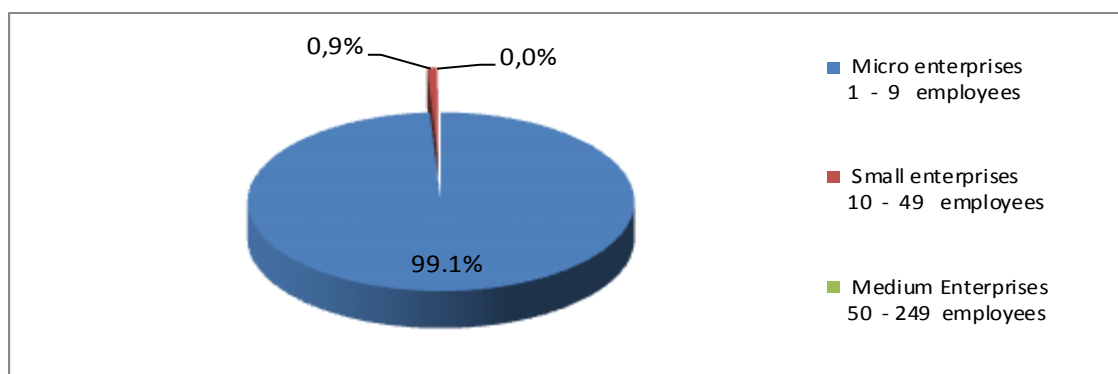
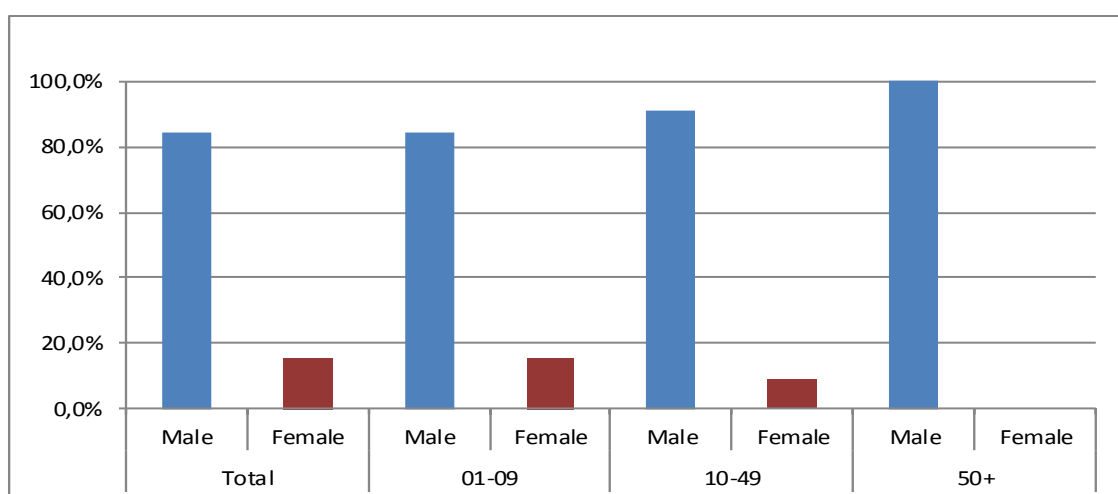


Table 4. Structure of enterprises by gender of owners for Q4 2014

The structure of enterprises by gender							
Total		01-09		10-49		50+	
Male	Female	Male	Female	Male	Female	Male	Female
84,4%	15,6%	84,3%	15,7%	90,9%	9,1%	100,0%	0,0%

Graph 4. Graphic presentation of enterprises by gender of owners for Q4 2014



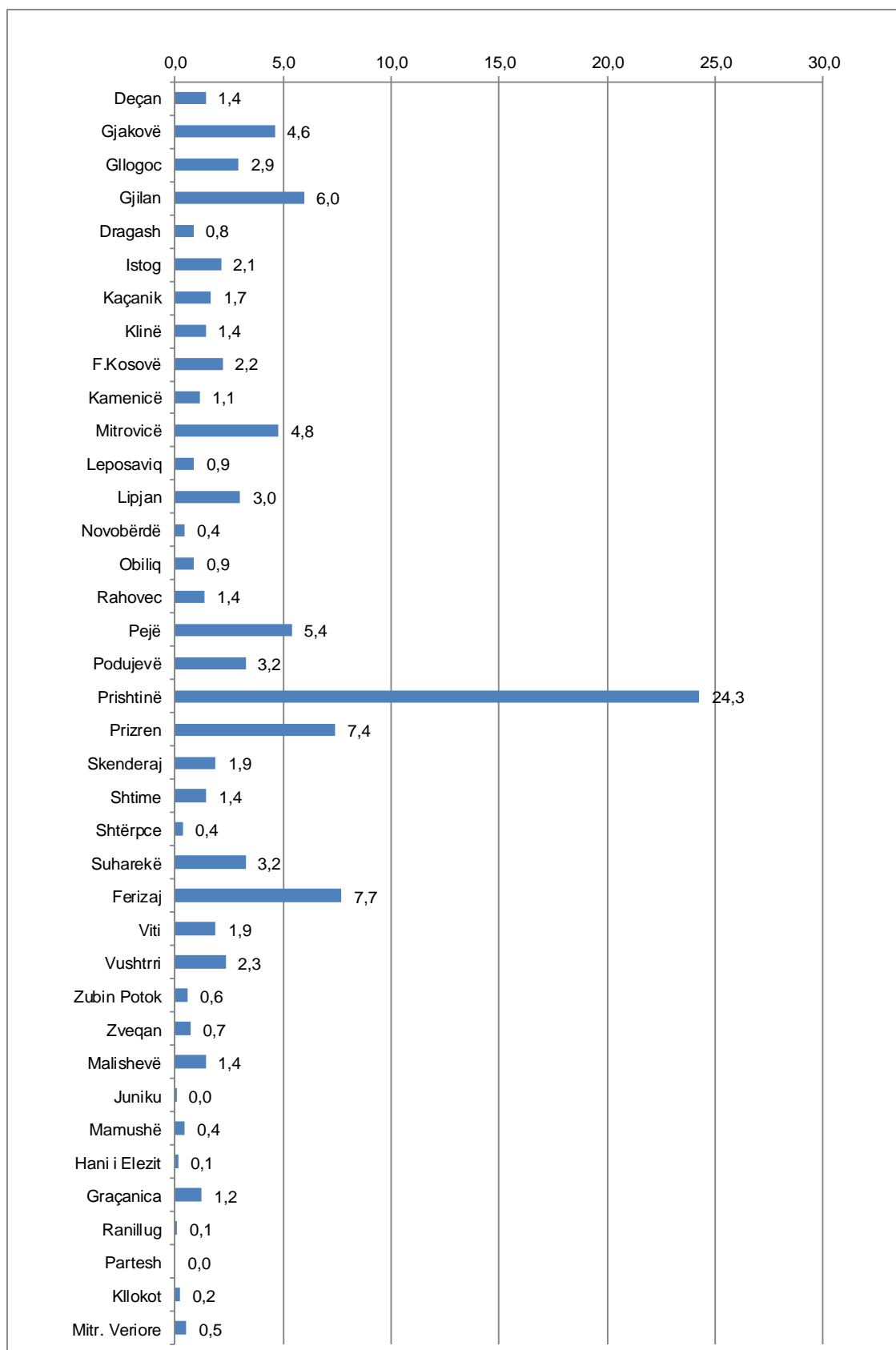
Note: The data in Table 4 and Graph 4 are from the fourth quarter 2014 (Q4 - 2014) as the data on the gender of the owners/shareholders for this quarter are not given.

5 Number of new enterprises by municipality

Table 5. Number of new enterprises by municipality and section of economic activity in Q3 2015

Municipality	Section of economic activity																			
	Agriculture, forestry and fishing	Mining and quarrying	Production	Supply of electricity, gas, steam and air conditioning	Water supply, sewerage, waste management and land revitalization activities	Construction	Wholesale and retail trade, repair of motor vehicles, motorcycles	Transport and storage	"Accommodation and food service activities"	Information and communication	Financial and insurance activities	Real estate activities	Professional, scientific and technical activities	Administrative and support activities	Public administration and defense, compulsory social insurance	Education	Human health and social work activities	Arts, entertainment and recreation	Other service activities	
Code and name	Total	A	B	C	D	E	F	G	H	I	J	K	L	M	N	O	P	Q	R	S
	2284	208	8	239	4	8	160	622	108	256	86	43	19	123	66	3	25	49	68	189
01 Deçan	32	1	-	1	-	-	4	11	-	3	-	1	-	-	-	-	-	4	2	5
02 Gjakovë	105	5	1	12	-	-	6	26	1	11	4	-	-	8	4	-	2	2	6	17
03 Glllogoc	67	8	-	12	-	-	8	20	-	1	2	1	1	3	-	-	-	-	3	8
04 Gjiilan	136	4	1	14	-	1	9	36	6	14	4	1	1	11	1	1	-	7	2	23
05 Dragash	19	2	-	5	-	-	1	3	1	3	-	-	2	-	2	-	-	-	-	-
06 Istog	48	15	-	3	-	-	5	12	2	3	1	-	-	1	1	-	-	1	1	3
07 Kaçanik	38	2	-	3	-	3	2	10	6	5	2	-	-	2	-	-	-	2	-	1
08 Klinë	32	5	-	3	-	-	5	8	1	2	-	1	-	-	1	-	1	1	-	4
09 F.Kosovë	50	-	-	5	-	-	1	23	4	6	1	2	2	2	-	-	-	-	2	2
10 Kamenicë	26	6	1	4	-	-	4	2	4	3	-	-	-	1	-	-	-	-	-	1
11 Mitrovicë	109	4	-	4	-	1	11	28	27	10	4	3	1	2	2	1	1	1	2	7
12 Lepsaviq	20	13	-	1	-	-	-	4	-	1	-	-	1	-	-	-	-	-	-	-
13 Lipjan	69	10	1	8	-	-	5	14	5	7	6	2	-	-	2	-	-	-	3	6
14 Novobërdë	10	2	-	2	-	-	-	1	1	3	-	-	-	-	-	-	-	-	-	1
15 Obiliq	20	6	-	1	-	-	1	6	2	2	-	1	-	-	-	-	-	-	1	-
16 Rahovec	31	3	1	8	-	-	-	11	-	2	-	1	-	3	-	-	-	1	-	1
17 Pejë	123	6	-	11	-	1	9	34	6	16	4	3	-	8	4	-	2	-	6	13
18 Podujevë	74	14	-	11	-	-	3	29	3	4	-	1	-	1	-	-	1	2	-	5
19 Prishtinë	554	15	3	29	2	-	30	169	10	70	44	14	8	58	29	1	14	12	13	33
20 Prizren	169	1	-	21	1	-	7	42	4	29	7	2	1	5	11	-	2	7	13	16
21 Skenderaj	43	19	-	5	1	-	1	7	1	5	-	-	-	1	-	-	-	1	1	1
22 Shtime	33	2	-	8	-	-	1	7	4	4	-	1	-	1	-	-	-	-	1	4
23 Shtërpce	8	1	-	-	-	-	-	2	-	2	-	1	-	1	1	-	-	-	-	-
24 Suharekë	74	15	-	8	-	-	15	16	3	5	-	1	-	1	1	-	-	1	5	3
25 Ferizaj	176	4	-	31	-	1	12	49	6	26	4	3	1	7	3	-	1	2	3	23
26 Viti	43	6	-	8	-	1	7	10	3	3	1	1	1	-	-	-	-	-	-	2
27 Vushtrri	53	4	-	7	-	-	3	17	3	12	-	-	1	1	1	-	-	1	1	2
28 Zubin Potok	13	7	-	-	-	-	2	3	1	-	-	-	-	-	-	-	-	-	-	-
29 Zveçan	16	7	-	2	-	-	2	2	1	-	-	-	-	-	-	-	-	2	-	-
30 Malishevë	32	8	-	3	-	-	4	6	1	3	1	2	-	-	1	-	-	-	1	2
31 Juniku	1	-	-	-	-	-	-	1	-	-	-	-	-	-	-	-	-	-	-	-
32 Mamushë	10	8	-	-	-	-	-	-	-	-	-	-	-	1	-	-	-	-	-	1
33 Hani i Elezit	3	-	-	-	-	-	-	1	1	-	-	-	-	-	-	-	-	-	1	-
34 Graçanica	28	-	-	4	-	-	2	6	-	2	-	1	-	5	1	-	1	1	1	4
35 Ranillug	2	2	-	-	-	-	-	-	-	-	-	-	-	-	-	-	-	-	-	-
36 Partesh	0	-	-	-	-	-	-	-	-	-	-	-	-	-	-	-	-	-	-	-
37 Kllokot	5	1	-	2	-	-	-	2	-	-	-	-	-	-	-	-	-	-	-	-
38 Northern Mitro	12	2	-	3	-	-	-	4	1	-	-	-	-	-	-	-	-	1	-	1

Graph 5. Structure of new enterprises by municipality in Q3 2015



6 New individual and non-individual enterprises

Table 6. Number of new individual enterprises by municipality and section of economic activity in Q3 2015

Municipality	Section of economic activity																			
	Agriculture, forestry and fishing	Mining and quarrying	Production	Supply of electricity, gas, steam and air conditioning	Water supply, sewerage, waste management and land revitalization activities	Construction	Wholesale and retail trade, repair of motor vehicles, motorcycles	Transport and storage	"Accommodation and food service activities"	Information and communication	Financial and insurance activities	Real estate activities	Professional, scientific and technical activities	Administrative and support activities	Public administration and defense, compulsory social insurance	Education	Human health and social work activities	Arts, entertainment and recreation	Other service activities	
Code and name	Total	A	B	C	D	E	F	G	H	I	J	K	L	M	N	O	P	Q	R	S
	1722	170	1	185	0	5	92	449	96	223	46	37	7	72	40	1	15	41	59	183
01 Deçan	29	-	-	-	-	-	3	11	-	3	-	1	-	-	-	-	-	4	2	5
02 Gjakovë	92	5	-	10	-	-	4	22	-	11	2	-	-	8	3	-	2	2	6	17
03 Glogoc	62	6	-	11	-	-	7	20	-	1	2	1	-	3	-	-	-	-	3	8
04 Gjilan	106	4	-	9	-	-	4	25	6	14	3	1	1	6	1	1	-	6	2	23
05 Dragash	15	1	-	5	-	-	1	2	1	3	-	-	1	-	1	-	-	-	-	-
06 Istog	28	9	-	1	-	-	1	8	1	3	-	-	-	-	-	-	-	1	1	3
07 Kaçanik	34	2	-	2	-	3	1	8	6	5	2	-	-	2	-	-	-	2	-	1
08 Klinë	30	4	-	3	-	-	5	7	1	2	-	1	-	-	1	-	1	1	-	4
09 F.Kosovë	36	-	-	5	-	-	-	13	4	5	1	2	1	1	-	-	-	-	2	2
10 Kamenicë	21	5	-	4	-	-	3	2	3	2	-	-	-	1	-	-	-	-	-	1
11 Mitrovicë	86	2	-	3	-	-	7	21	27	9	2	2	-	1	1	-	1	1	2	7
12 Leposaviq	16	12	-	1	-	-	-	1	-	-	1	-	-	1	-	-	-	-	-	-
13 Lipjan	53	7	1	4	-	-	-	12	4	6	6	2	-	-	2	-	-	-	3	6
14 Novobërdë	8	2	-	2	-	-	-	-	1	2	-	-	-	-	-	-	-	-	-	1
15 Obiliq	14	4	-	1	-	-	-	3	2	2	-	1	-	-	-	-	-	-	1	-
16 Rahovec	26	3	-	6	-	-	-	10	-	1	-	1	-	3	-	-	-	1	-	1
17 Pejë	99	6	-	8	-	1	4	28	5	13	2	3	-	6	4	-	2	-	4	13
18 Podujevë	65	14	-	10	-	-	3	24	2	4	-	1	-	-	-	-	1	2	-	4
19 Prishtinë	290	9	-	18	-	-	8	85	7	52	15	12	1	22	12	-	5	6	9	29
20 Prizren	140	1	-	15	-	-	4	36	2	27	5	2	-	4	8	-	1	7	12	16
21 Skenderaj	36	14	-	4	-	-	1	7	1	5	-	-	-	1	-	-	-	1	1	1
22 Shtime	32	2	-	7	-	-	1	7	4	4	-	1	-	1	-	-	-	-	1	4
23 Shtërpce	5	1	-	-	-	-	-	1	-	1	-	1	-	-	1	-	-	-	-	-
24 Suharekë	65	13	-	8	-	-	13	13	2	5	-	1	-	-	1	-	-	1	5	3
25 Ferizaj	147	2	-	24	-	-	8	40	6	25	3	2	1	7	2	-	1	2	2	22
26 Viti	33	5	-	5	-	1	6	7	3	2	1	-	1	-	-	-	-	-	-	2
27 Vushtrri	48	4	-	6	-	-	2	14	3	12	-	-	1	1	1	-	-	1	1	2
28 Zubin Potok	12	7	-	-	-	-	1	3	1	-	-	-	-	-	-	-	-	-	-	-
29 Zveqan	13	6	-	2	-	-	1	2	1	-	-	-	-	-	-	-	-	1	-	-
30 Malishevë	29	7	-	3	-	-	4	5	1	3	1	1	-	-	1	-	-	-	1	2
31 Juniku	1	-	-	-	-	-	-	1	-	-	-	-	-	-	-	-	-	-	-	-
32 Mamushë	10	8	-	-	-	-	-	-	-	-	-	-	-	1	-	-	-	-	-	1
33 Hani i Elezit	3	-	-	-	-	-	-	1	1	-	-	-	-	-	-	-	-	-	1	-
34 Graçanicë	21	-	-	4	-	-	-	5	-	1	-	1	-	4	-	-	1	1	-	4
35 Ranillug	2	2	-	-	-	-	-	-	-	-	-	-	-	-	-	-	-	-	-	-
36 Partesh	0	-	-	-	-	-	-	-	-	-	-	-	-	-	-	-	-	-	-	-
37 Kllokot	5	1	-	2	-	-	-	2	-	-	-	-	-	-	-	-	-	-	-	-
38 Northern Mitrovicë	10	2	-	2	-	-	-	3	1	-	-	-	-	-	-	-	-	1	-	1

Table 7. Number of new non-individual enterprises by municipality and section of economic activity in Q3 2015

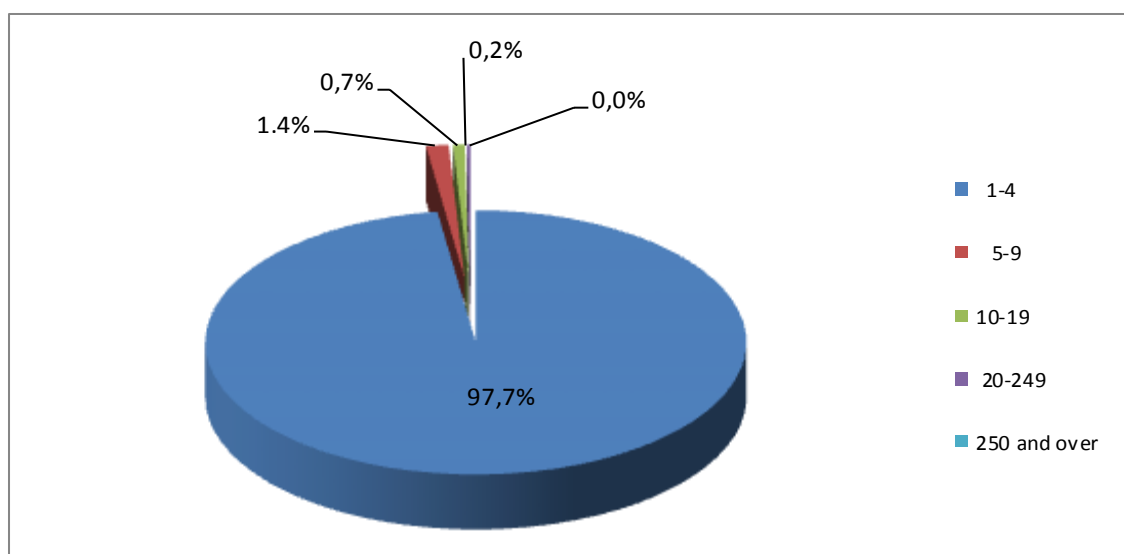
Municipality	Section of economic activity																			
	Agriculture, forestry and fishing	Mining and quarrying	Production	Supply of electricity, gas, steam and air conditioning	Water supply, sewerage, waste management and land revitalization activities	Construction	Wholesale and retail trade, repair of motor vehicles, motorcycles	Transport and storage	"Accommodation and food service activities"	Information and communication	Financial and insurance activities	Real estate activities	Professional, scientific and technical activities	Administrative and support activities	Public administration and defense, compulsory social insurance	Education	Human health and social work activities	Arts, entertainment and recreation	Other service activities	
Code and name	Total	A	B	C	D	E	F	G	H	I	J	K	L	M	N	O	P	Q	R	S
	562	38	7	54	4	3	68	173	12	33	40	6	12	51	26	2	10	8	9	6
01 Deçan	3	1	-	1	-	-	1	-	-	-	-	-	-	-	-	-	-	-	-	-
02 Gjakovë	13	-	1	2	-	-	2	4	1	-	2	-	-	-	1	-	-	-	-	-
03 Glllogoc	5	2	-	1	-	-	1	-	-	-	-	-	1	-	-	-	-	-	-	-
04 Gjilan	30	-	1	5	-	1	5	11	-	-	1	-	-	5	-	-	-	1	-	-
05 Dragash	4	1	-	-	-	-	-	1	-	-	-	-	1	-	1	-	-	-	-	-
06 Istog	20	6	-	2	-	-	4	4	1	-	1	-	-	1	1	-	-	-	-	-
07 Kaçanik	4	-	-	1	-	-	1	2	-	-	-	-	-	-	-	-	-	-	-	-
08 Klinë	2	1	-	-	-	-	-	1	-	-	-	-	-	-	-	-	-	-	-	-
09 F.Kosovë	14	-	-	-	-	-	1	10	-	1	-	-	1	1	-	-	-	-	-	-
10 Kamenicë	5	1	1	-	-	-	1	-	1	1	-	-	-	-	-	-	-	-	-	-
11 Mitrovicë	23	2	-	1	-	1	4	7	-	1	2	1	1	1	1	1	-	-	-	-
12 Leposaviq	4	1	-	-	-	-	-	3	-	-	-	-	-	-	-	-	-	-	-	-
13 Lipjan	16	3	-	4	-	-	5	2	1	1	-	-	-	-	-	-	-	-	-	-
14 Novobërdë	2	-	-	-	-	-	-	1	-	1	-	-	-	-	-	-	-	-	-	-
15 Obiliq	6	2	-	-	-	-	1	3	-	-	-	-	-	-	-	-	-	-	-	-
16 Rahovec	5	-	1	2	-	-	-	1	-	1	-	-	-	-	-	-	-	-	-	-
17 Pejë	24	-	-	3	-	-	5	6	1	3	2	-	-	2	-	-	-	-	2	-
18 Podujevë	9	-	-	1	-	-	-	5	1	-	-	-	-	1	-	-	-	-	-	1
19 Prishtinë	264	6	3	11	2	-	22	84	3	18	29	2	7	36	17	1	9	6	4	4
20 Prizren	29	-	-	6	1	-	3	6	2	2	2	-	1	1	3	-	1	-	1	-
21 Skenderaj	7	5	-	1	1	-	-	-	-	-	-	-	-	-	-	-	-	-	-	-
22 Shtime	1	-	-	1	-	-	-	-	-	-	-	-	-	-	-	-	-	-	-	-
23 Shtërpce	3	-	-	-	-	-	-	1	-	1	-	-	-	1	-	-	-	-	-	-
24 Suharekë	9	2	-	-	-	-	2	3	1	-	-	-	-	1	-	-	-	-	-	-
25 Ferizaj	29	2	-	7	-	1	4	9	-	1	1	1	-	-	1	-	-	-	1	1
26 Viti	10	1	-	3	-	-	1	3	-	1	-	1	-	-	-	-	-	-	-	-
27 Vushtrri	5	-	-	1	-	-	1	3	-	-	-	-	-	-	-	-	-	-	-	-
28 Zubin Potok	1	-	-	-	-	-	-	1	-	-	-	-	-	-	-	-	-	-	-	-
29 Zveçan	3	1	-	-	-	-	1	-	-	-	-	-	-	-	-	-	-	1	-	-
30 Malishevë	3	1	-	-	-	-	-	1	-	-	-	1	-	-	-	-	-	-	-	-
31 Juniku	0	-	-	-	-	-	-	-	-	-	-	-	-	-	-	-	-	-	-	-
32 Mamushë	0	-	-	-	-	-	-	-	-	-	-	-	-	-	-	-	-	-	-	-
33 Hani i Elezit	0	-	-	-	-	-	-	-	-	-	-	-	-	-	-	-	-	-	-	-
34 Graçanicë	7	-	-	-	-	-	2	1	-	1	-	-	-	1	1	-	-	-	1	-
35 Ranillug	0	-	-	-	-	-	-	-	-	-	-	-	-	-	-	-	-	-	-	-
36 Partesh	0	-	-	-	-	-	-	-	-	-	-	-	-	-	-	-	-	-	-	-
37 Kllokot	0	-	-	-	-	-	-	-	-	-	-	-	-	-	-	-	-	-	-	-
38 Northern Mitrovica	2	-	-	1	-	-	-	1	-	-	-	-	-	-	-	-	-	-	-	-

7 New enterprises by section of economic activity and the number of employees

Table 8. Number of new enterprises by section of economic activity and the number of employees in Q3 2015

Section of economic activity	Total	Category of number of employees				
		1-4	5-9	10-19	20-249	over
Total	2284	2232	31	16	5	-
A Agriculture, forestry and fishing	208	203	4	1	-	-
B Mining and quarrying	8	7	1	-	-	-
C Production	239	232	5	2	-	-
D Supply of electricity, gas, steam and air conditioning	4	3	1	-	-	-
E Water supply, sewerage, waste management and land revitalization activities	8	8	-	-	-	-
F Construction	160	154	4	2	-	-
G Wholesale and retail trade, repair of motor vehicles, motorcycles	622	613	5	1	3	-
H Transport and storage	108	107	-	1	-	-
I Accommodation and food service activities	256	253	2	1	-	-
J Information and communication	86	84	1	1	-	-
K Financial and insurance activities	43	43	-	-	-	-
L Real estate activities	19	19	-	-	-	-
M Professional, scientific and technical activities	123	122	1	-	-	-
N Administrative and support activities	66	58	4	3	1	-
O Public administration and defense	3	2	-	1	-	-
P Education	25	24	1	-	-	-
Q Human health and social work activities	49	46	-	3	-	-
R Arts, entertainment and recreation	68	66	1	-	1	-
S Other service activities	189	188	1	-	-	-

Graph 6. Structure of new enterprises by category of number of employees in Q3 2015

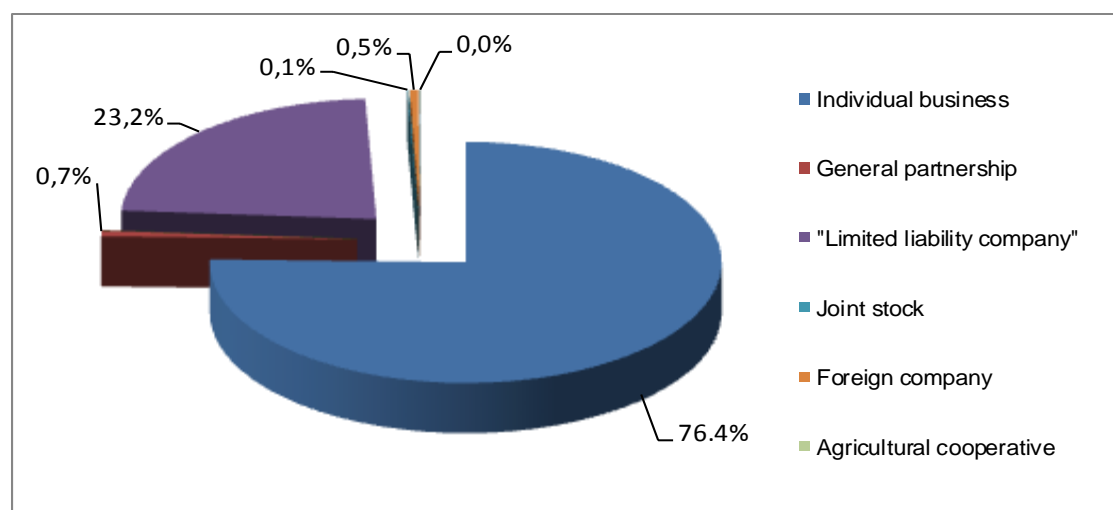


8 New enterprises by legal form

Table 9. Number of new enterprises by section of economic activity and legal form of organization in Q3 2015

Section of economic activity	Legal form of organization										
	Total	Individual business	General partnership	Limited partnership	"Limited liability company"	Joint stock	Foreign company	Social enterprise	Public enterprise	Agricultural cooperative	"Other enterprises under the jurisdiction of
Total	2284	1722	17	-	529	2	12	1	-	1	-
<i>A</i> Agriculture, forestry and fishing	208	170	2	-	35	-	-	-	-	1	-
<i>B</i> Mining and quarrying	8	1	-	-	7	-	-	-	-	-	-
<i>C</i> Production	239	185	-	-	53	-	1	-	-	-	-
<i>D</i> Supply of electricity, gas, steam and air conditioning	4	-	-	-	4	-	-	-	-	-	-
<i>E</i> Water supply, sewerage, waste management and land revitalization activities	8	5	-	-	3	-	-	-	-	-	-
<i>F</i> Construction	160	92	1	-	64	1	2	-	-	-	-
<i>G</i> Wholesale and retail trade, repair of motor vehicles, motorcycles	622	449	3	-	167	1	2	-	-	-	-
<i>H</i> Transport and storage	108	96	-	-	11	-	1	-	-	-	-
<i>I</i> Accommodation and food service activities	256	223	3	-	30	-	-	-	-	-	-
<i>J</i> Information and communication	86	46	1	-	38	-	1	-	-	-	-
<i>K</i> Financial and insurance activities	43	37	1	-	5	-	-	-	-	-	-
<i>L</i> Real estate activities	19	7	-	-	12	-	-	-	-	-	-
<i>M</i> Professional, scientific and technical	123	72	2	-	46	-	3	-	-	-	-
<i>N</i> Administrative and support activities	66	40	1	-	24	-	-	1	-	-	-
<i>O</i> Public administration and defense	3	1	-	-	2	-	-	-	-	-	-
<i>P</i> Education	25	15	1	-	8	-	1	-	-	-	-
<i>Q</i> Human health and social work activities	49	41	1	-	6	-	1	-	-	-	-
<i>R</i> Arts, entertainment and recreation	68	59	-	-	9	-	-	-	-	-	-
<i>S</i> Other service activities	189	183	1	-	5	-	-	-	-	-	-

Graph 7. New enterprises by legal form of organization in Q3 2015



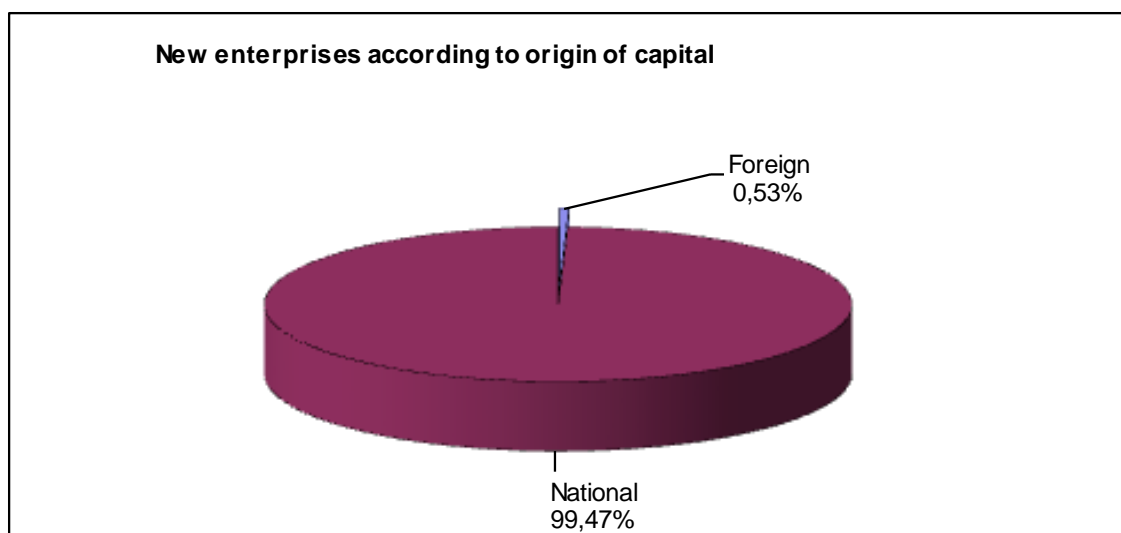
9 New enterprises according to origin of capital

Table 10. Number of new enterprises according to origin of capital and the number of employees in Q3 2015

Category of number of employees	Origin of capital					
	Total		Foreign		National	
	2284	100%	12	100,0%	2272	100%
1-4	2232	97,7%	12	100,0%	2220	97,7%
5-9	31	1,4%	-	-	31	1,4%
10-19	16	0,7%	-	-	16	0,7%
20-249	5	0,2%	-	-	5	0,2%
250+	-	0,0%	-	-	0	0,0%

Note: To Foreign Enterprises are not included those with mixed capital, are included only those with 100% of foreign capital.

Graph 8. Structure of new enterprises according to origin of capital



10 Terminated enterprises

Table 11. Number of terminated enterprises by municipality and section of economic activity in Q3 2015

Municipality		Section of economic activity																		
		Agriculture, forestry and fishing	Mining and quarrying	Production	Supply of electricity, gas, steam and air conditioning	Water supply, sewerage, waste management and land revitalization	Construction	Wholesale and retail trade, repair of motor vehicles, motorcycles	Transport and storage	"Accommodation and food service activities"	Information and communication	Financial and insurance activities	Real estate activities	Professional, scientific and technical activities	Administrative and support activities	Public administration and defense, compulsory social insurance	Education	Human health and social work activities	Arts, entertainment and recreation	Other service activities
Code and name	Total	A	B	C	D	E	F	G	H	I	J	K	L	M	N	O	P	Q	R	S
	299	16	1	19	0	1	17	111	37	37	7	0	4	9	7	0	1	5	8	19
01 Deçan	2	1	-	-	-	-	1	-	-	-	-	-	-	-	-	-	-	-	-	-
02 Gjakovë	14	-	-	-	-	-	1	5	1	5	-	-	-	-	-	-	-	1	1	-
03 Glogoc	13	-	-	1	-	-	3	4	4	-	-	-	-	-	-	-	-	-	-	1
04 Gjilan	15	-	-	-	-	-	1	6	-	2	1	-	2	1	-	-	-	1	-	1
05 Dragash	6	-	-	1	-	-	-	3	-	-	1	-	-	1	-	-	-	-	-	-
06 Istog	5	-	-	1	-	-	1	3	-	-	-	-	-	-	-	-	-	-	-	-
07 Kaçanik	4	-	-	-	-	-	-	2	-	2	-	-	-	-	-	-	-	-	-	-
08 Klinë	5	-	-	-	-	-	-	-	3	2	-	-	-	-	-	-	-	-	-	-
09 F.Kosovë	8	2	-	-	-	-	-	3	3	-	-	-	-	-	-	-	-	-	-	-
10 Kamenicë	8	1	1	-	-	-	-	6	-	-	-	-	-	-	-	-	-	-	-	-
11 Mitrovicë	24	-	-	1	-	-	1	14	3	1	1	-	-	-	-	-	1	-	-	2
12 Leposaviq	2	-	-	1	-	-	-	1	-	-	-	-	-	-	-	-	-	-	-	-
13 Lipjan	4	-	-	-	-	-	1	1	2	-	-	-	-	-	-	-	-	-	-	-
14 Novobërdë	1	-	-	-	-	-	-	-	1	-	-	-	-	-	-	-	-	-	-	-
15 Obiliq	1	-	-	-	-	-	-	-	-	1	-	-	-	-	-	-	-	-	-	-
16 Rahovec	12	1	-	2	-	-	1	3	-	1	-	-	-	-	-	-	-	-	3	1
17 Pejë	13	1	-	1	-	-	-	6	1	-	-	-	-	-	-	-	-	-	-	4
18 Podujevë	3	1	-	-	-	-	-	2	-	-	-	-	-	-	-	-	-	-	-	-
19 Prishtinë	44	-	-	1	-	-	4	11	3	11	2	-	1	3	1	-	-	1	1	5
20 Prizren	38	1	-	5	-	-	1	14	3	5	-	-	-	-	4	-	-	1	2	2
21 Skenderaj	16	1	-	-	-	-	1	5	7	1	-	-	-	1	-	-	-	-	-	-
22 Shtime	3	1	-	-	-	-	-	2	-	-	-	-	-	-	-	-	-	-	-	-
23 Shtërpce	0	-	-	-	-	-	-	-	-	-	-	-	-	-	-	-	-	-	-	-
24 Suharekë	15	1	-	-	-	1	-	8	3	-	1	-	-	1	-	-	-	-	-	-
25 Ferizaj	13	-	-	3	-	-	-	3	1	2	-	-	-	-	1	-	-	1	1	1
26 Viti	3	-	-	1	-	-	-	1	-	-	-	-	-	1	-	-	-	-	-	-
27 Vushtrri	17	2	-	1	-	-	-	6	1	3	1	-	1	1	-	-	-	-	-	1
28 Zubin Potok	0	-	-	-	-	-	-	-	-	-	-	-	-	-	-	-	-	-	-	-
29 Zveçan	0	-	-	-	-	-	-	-	-	-	-	-	-	-	-	-	-	-	-	-
30 Malishevë	1	1	-	-	-	-	-	-	-	-	-	-	-	-	-	-	-	-	-	-
31 Juniku	1	-	-	-	-	-	1	-	-	-	-	-	-	-	-	-	-	-	-	-
32 Mamushë	2	1	-	-	-	-	-	-	-	-	-	-	-	-	1	-	-	-	-	-
33 Hani i Elezit	0	-	-	-	-	-	-	-	-	-	-	-	-	-	-	-	-	-	-	-
34 Graçanica	2	-	-	-	-	-	-	-	1	1	-	-	-	-	-	-	-	-	-	-
35 Ranillug	1	1	-	-	-	-	-	-	-	-	-	-	-	-	-	-	-	-	-	-
36 Partesh	3	-	-	-	-	-	-	2	-	-	-	-	-	-	-	-	-	-	-	1
37 Klokot	0	-	-	-	-	-	-	-	-	-	-	-	-	-	-	-	-	-	-	-
38 Northern Mitro	0	-	-	-	-	-	-	-	-	-	-	-	-	-	-	-	-	-	-	-

Kosovo Agency of Statistics

short description

Kosovo Agency of Statistics is a professional institution which deals with collection, processing and publication of official statistical data. As such acts since 1948 and has passed through several historical stages, structured according to state regulation of those times.

On 2 August 1999, the Agency has resumed his professional work (after nine years of interruption of all statistical series detrimental to the interest of Kosovo), as an independent institution under the Ministry of Public Administration. Since 12.12.2011 the Agency operates in the frames of the Prime Minister's Office. Office is funded by the Kosovo Consolidated Budget, but also by donors for specific projects and for technical professional support.

Kosovo Agency of Statistics acts according to the Law No. 04/L-036 which entered into force on 12.12.2011. Strategic development plan 2009-2013 is the middle term implementation for the development of statistical system in correlation with the European Union statistics (EUROSTAT).

Kosovo Agency of Statistics has this organizational structure: production departments; (Department of Economic statistics and National Accounts, Department of Agriculture and Environment statistics and Department of Social statistics. **Support Departments;** Department of Methodology and Information Technology, Department of Policy Planning, Coordination and Communication, Department of Census and survey and Department of Administration. **Within the Agency we also established Regional Offices;** Gjakove, Gjilan, Mitrovica, Peja, Prizren, Pristina and Ferizaj

In ASK are employed in total 139 workers, of them 104 (74,8 %) at the headquarters of the Agency, while in the Regional Offices, 35 (25,2%), with qualifying structure, 70,5% with university education to 29,5% with secondary education.

We have professional and technical cooperation with all Ministries of the Government of Kosovo, especially with the Ministry of Economy and Finance, Central Bank of Kosovo, with international institutions, EUROSTAT, International Monetary Fund, World Bank, Sweden's SIDA, DFID, UNFPA, UNDP, UNVEF, and with the statistical institutions of the countries in the region.

Kosovo Agency of Statistics almost completely covers the territory of Kosovo, based on the statistical structure of the enumeration areas as the basic unit and sole in the country from which it gets first hand information. All surveys conducted in the field use the extension of the samples in these enumeration areas but also a statistical methodology according to international recommendations. During the collection of statistical data and reports from reporting entities are involved professionals, technicians, administrators, servants of the country offices, field enumerators from regional offices, etc.

We have successfully implemented the project of Population Census, Households and Dwellings in 2011, Census that was not carried out since 1981. Results obtained from the Census will have an important role in compiling the development policies.

The mission of the Agency; to meet the needs of users with qualitative statistical data, objective, in time and space so that users have reliable base to conduct regular analysis in the interest of planning and project development at the municipal and country level. To support government institutions, scientific institutes, research academies, businesses in order to provide proper information for decision-makers and other users in Kosovo

Address: KOSOVO AGENCY OF STATISTICS

Street. "Zenel Salihu", No. 4, 10000 Pristina

- **Telephone:** +381 (0) 38 200 31 129
CEO: +381 (0) 38 200 31 112
- **Fax::** +381 (0) 38 235 033
- **E-mail:** economic@rks-gov.net
- **Ueb-page:** <http://ask.rks-gov.net>